



BUYERS' GUIDE

2024



HELPING MOBILE TECHNICIANS WORK MORE EFFECTIVELY BY PROVIDING ORGANIZED STORAGE SOLUTIONS

AT RANGER DESIGN, WE BELIEVE MORE IS POSSIBLE.

We believe work vehicles and the technicians that drive them can become more organized, more efficient, more productive and more profitable. At Ranger Design we're committed to bringing you the products and services that make that possible.

More means helping you choose the right work van for your application, as well as giving you engineering support and expert advice to help design the most efficient work space in your new vehicle.

More also means getting that new van outfitted and on the road faster, so you can start using it for the reason you bought it.

We're committed to bringing you more, because we believe more is possible.





INSTALL TIMES

Install time is estimated based on the average time taken by an experienced Ranger Design installer.

UPDATED DATA

At the moment of publication, the data included in this directory was up-to-date.

Any corrections, modifications and discontinued product occurring after publication date are reflected in our Buyers' Guide available on our website.

The digital version of all our catalogs is always updated as modifications occur during the year.

TABLE OF CONTENTS

CHOOSE A PRODUCT LINE P. 4

HOW TO BUY P. 6

GETTING STARTED P. 8

LAYOUT GUIDES P. 10

VAN UPFIT P. 22

VAN PARTITIONS P. 30

VAN PACKAGES P. 52

VAN SHELVING P. 128

VAN DRAWERS P. 148

VAN STORAGE UNITS P. 158

VAN ACCESSORIES P. 168

VAN ROOF RACKS P. 176

INDEX P. 198

CHOOSE A PRODUCT LINE TO MATCH YOUR NEEDS

Ranger Design steel and aluminum product groups ensure that fleets of any size have the best equipment to fit their budget, trade or fuel saving targets.



Aluminum



Steel

	BENEFITS	PRODUCTS	WARRANTY
<p>WHY BUY STEEL? You want better quality and price than other steel products on the market.</p>	<p>Tough Low cost Quiet</p>	<p>Shelving</p> <hr/> <p>Partitions, Drawers, Accessories</p>	<p>10 years*</p> <hr/> <p>3 years*</p>
<p>WHY BUY ALUMINUM? You want the toughest, quietest product on the market. You need to optimize payload without sacrificing quality.</p>	<p>Toughest Lightweight Quiet</p>	<p>Shelving, Partitions, Drawers, Accessories, Ladder Racks</p>	<p>10 years* Exceptions may apply</p>

*Ranger Design Inc. van equipment is warranted to be free from defects in material and workmanship under normal use and service for the period indicated, from the date of the original retail purchase, when installed per Ranger Design instructions in the original vehicle. Please contact Customer Service for full warranty details. Email: cs@rangerdesign.com

Throughout the catalog **STEEL** products are depicted with yellow and **ALUMINUM** products with black.

World Class Customer Service



Real people, ready to answer in 2 rings or less*

We are pleased to offer an efficient, personalized service to answer all questions regarding:

- › Pricing/Quoting
- › Product install
- › Order status
- › Consultation
- › Shipment status
- › New product availability
- › Product specifications
- › Warranty claims
- › Returns/Restocking
- › Vehicle specifications

*Call customer service and the phone will be answered in 2 rings or less. Yes, a real, live person working in one of our offices in North America is available to answer your questions. No automated attendant. No complicated phone tree and offshore service. Call us to experience the difference.

OVER 300 DISTRIBUTORS ACROSS THE CONTINENT

Regular Order

QuickShip Order

Buy

Contact one of our 300 distributors
rangerdesign.com/find-distributor.

Ranger Design QuickShip service is available
through your local distributor.

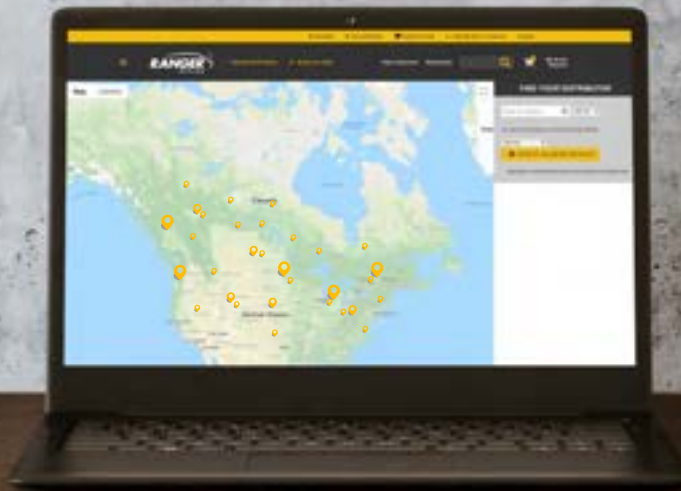
**Lead
Time**

Orders ship from our factory within
5 business days.

Orders placed with Ranger Design before
1PM EST will ship from our factory in the
next business day.



Throughout the catalog products and packages with this symbol
can be ordered through our QuickShip service.



Turn-Key Fleet Services



Ship Through or Local Installation Across North America for all Types of Cargo Vans

We are pleased to offer an efficient, personalized service to answer all questions regarding:

1. Analysis

- › Cargo Needs Analysis
- › Custom 3D CAD Layouts
- › Hands-on Equipment Demo

2. Testing

- › Test Fitting
- › Pilot Build and Review
- › Package Optimization based on Technician Feedback

3. Delivery

- › Delivery, Production, Installation Planning and Scheduling
- › Vehicle Status Tracking

4. Service

- › Dedicated Fleet Account Management Team
- › Distributor Service Support Network
- › Live Customer Service

TAKE A FEW MINUTES TO WRITE DOWN THESE SIMPLE STEPS

Plan your storage zones

For how long do you plan to use the vehicle? A year 2–5 years 10 years or more (see page 4)

Will payload capacity be an issue? Yes No Why? _____

What type of industry are you in? _____

What kind of partition do I need? (F zone)

Do I need to see my cargo or see out the side doors? Yes No

Do I need the ability to go from the cabin to the cargo area through the partition? Yes No

List the equipment/products you will need to store

Place the items that you need most often in the most accessible locations.

	How often will you use this?			Zone
	Daily	Weekly	Monthly	A-B-C-D-E
_____	<input type="checkbox"/>	<input type="checkbox"/>	<input type="checkbox"/>	_____
_____	<input type="checkbox"/>	<input type="checkbox"/>	<input type="checkbox"/>	_____
_____	<input type="checkbox"/>	<input type="checkbox"/>	<input type="checkbox"/>	_____
_____	<input type="checkbox"/>	<input type="checkbox"/>	<input type="checkbox"/>	_____
_____	<input type="checkbox"/>	<input type="checkbox"/>	<input type="checkbox"/>	_____

Will I need to carry larger objects Yes No

List the tools you will need to carry

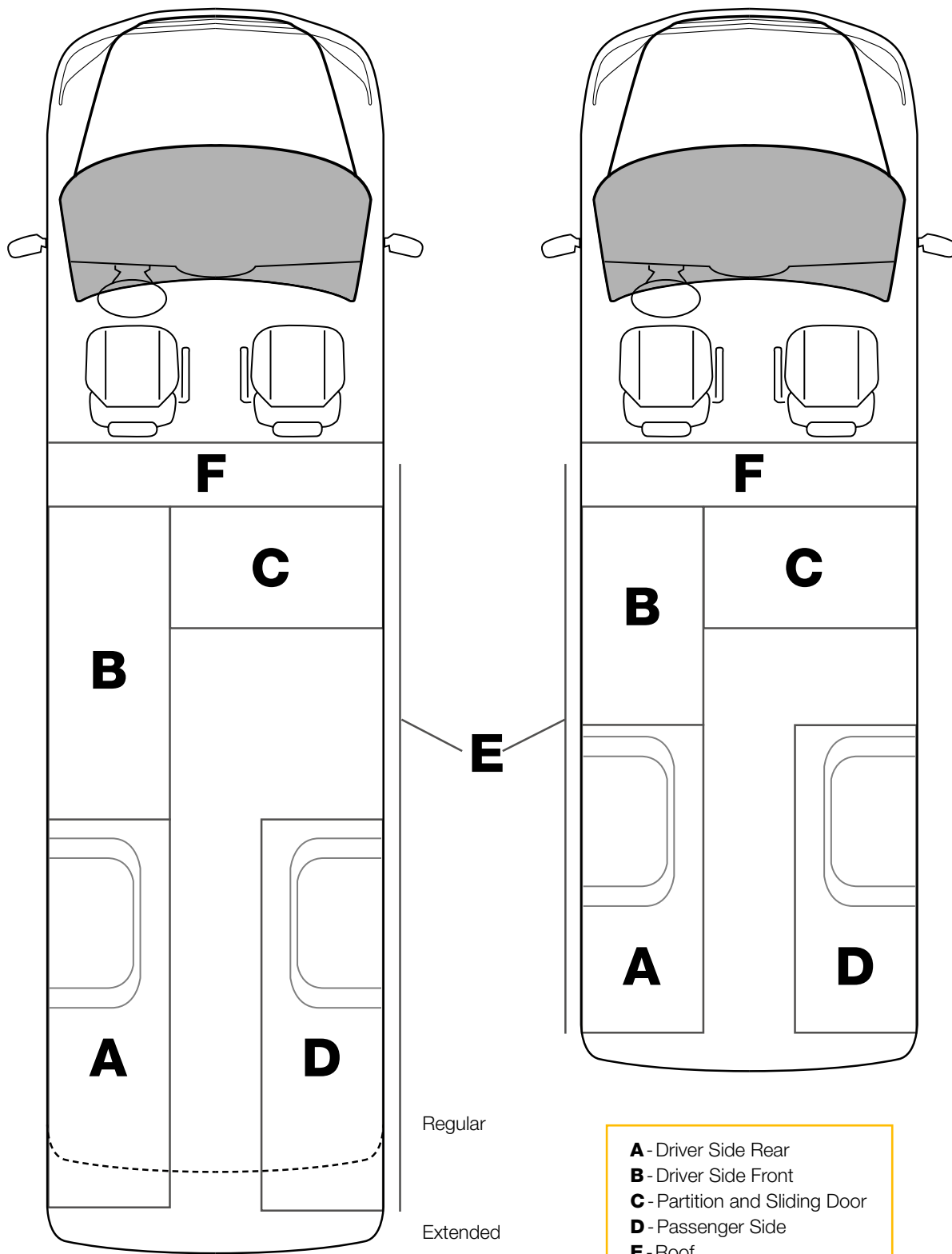
Place heavy tools closest to the access doors.

	How often will you use this?			Zone
	Daily	Weekly	Monthly	A-B-C-D-E
_____	<input type="checkbox"/>	<input type="checkbox"/>	<input type="checkbox"/>	_____
_____	<input type="checkbox"/>	<input type="checkbox"/>	<input type="checkbox"/>	_____
_____	<input type="checkbox"/>	<input type="checkbox"/>	<input type="checkbox"/>	_____
_____	<input type="checkbox"/>	<input type="checkbox"/>	<input type="checkbox"/>	_____
_____	<input type="checkbox"/>	<input type="checkbox"/>	<input type="checkbox"/>	_____
_____	<input type="checkbox"/>	<input type="checkbox"/>	<input type="checkbox"/>	_____

What kind of ladder(s) will I be carrying? Step ladder Size _____ Extension ladders Size _____

 **Go to page 201 for an extra copy of this Getting Started form.**

STORAGE ZONES



- A** - Driver Side Rear
- B** - Driver Side Front
- C** - Partition and Sliding Door
- D** - Passenger Side
- E** - Roof
- F** - Partition

HOW TO USE THE LAYOUT GUIDE

INSIDE ROOF HEIGHT

To determine the maximum shelf height that can be used in the van.

PARTITION DEPTH

This indicates the space taken up by our partition for this vehicle. Please note that this measurement is determined by the partition that encroaches the most. Some partitions may take up less space. Take note that this measurement may not necessarily be on the floor.

DOOR OPENING

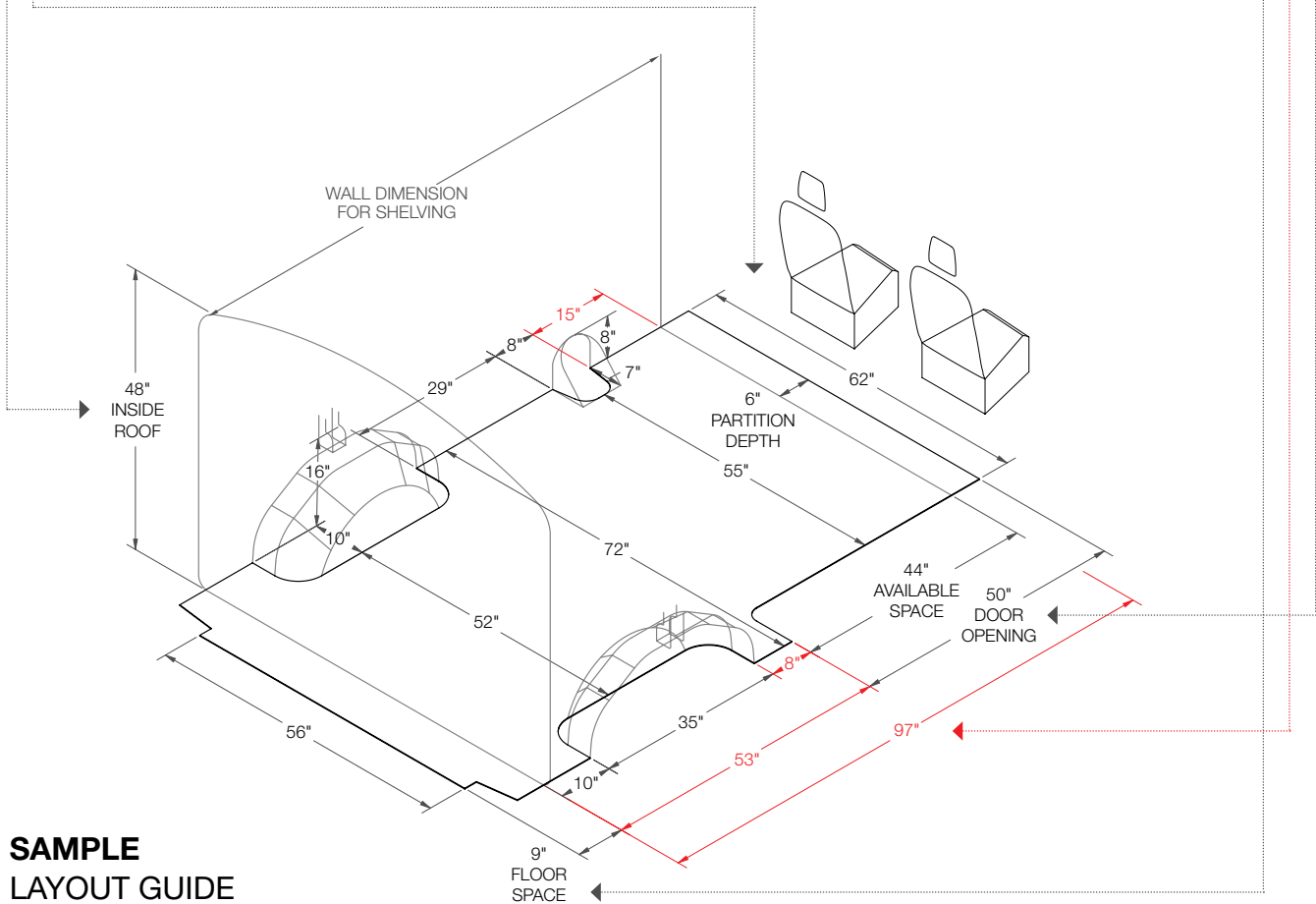
To determine where shelving will land in relation to the door opening. Use this measurement to determine the space available for drawer units.

DIMENSIONS IN RED

These dimensions indicate unique measurements for each wheelbase. Use red dimensions to determine the exact wheelbase of your van.

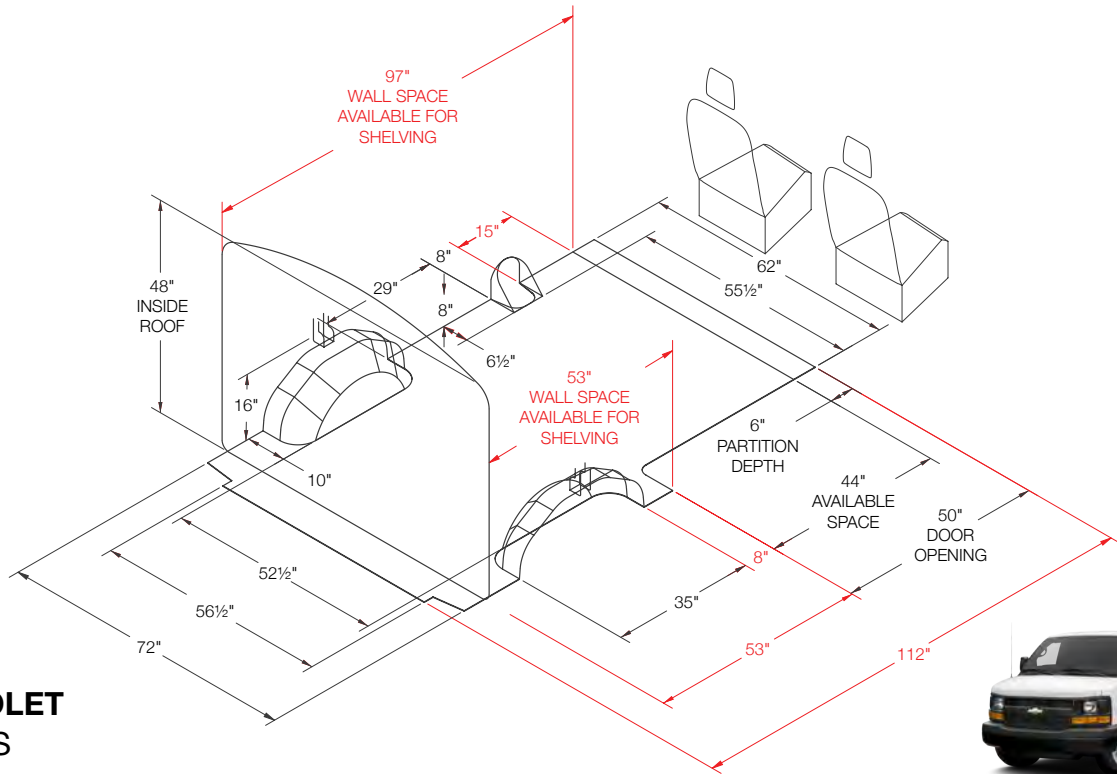
FLOOR SPACE

This area is usable floor space but due to curvature of the van there may not be the same available area at the roof. Please measure actual van for specific measurement at roof.



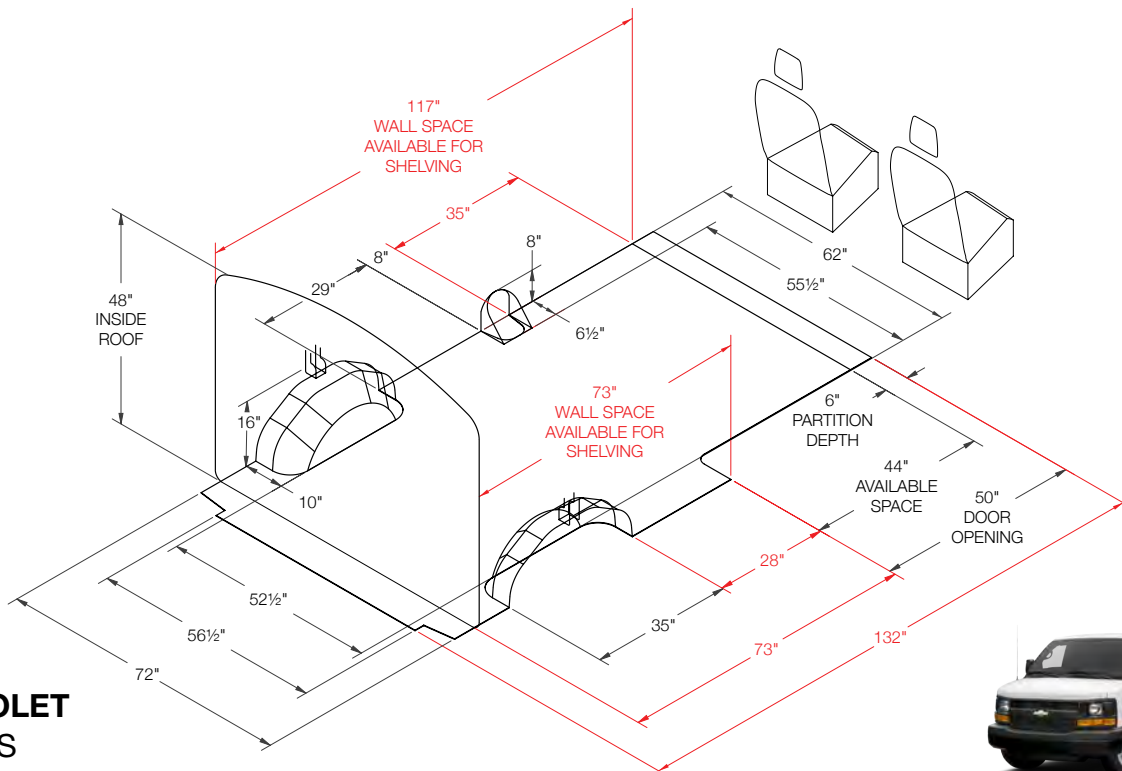
SAMPLE LAYOUT GUIDE

Wheelbase



CHEVROLET EXPRESS

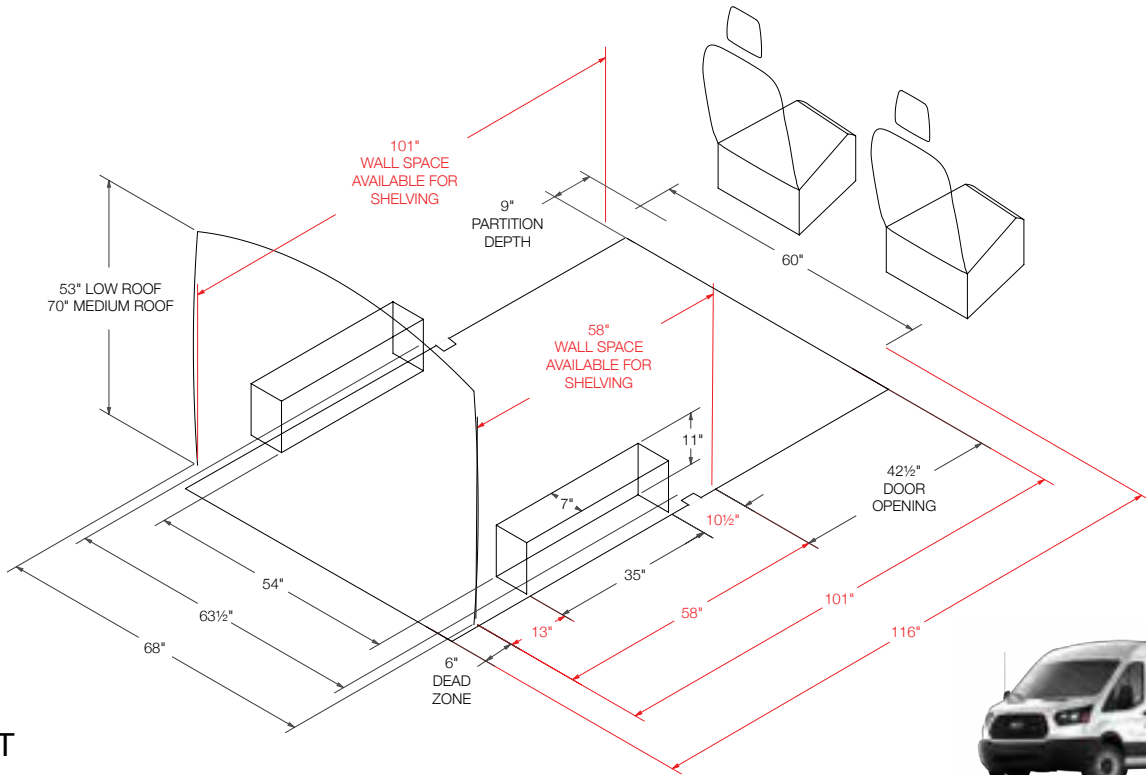
Regular 135" Wheelbase



CHEVROLET EXPRESS

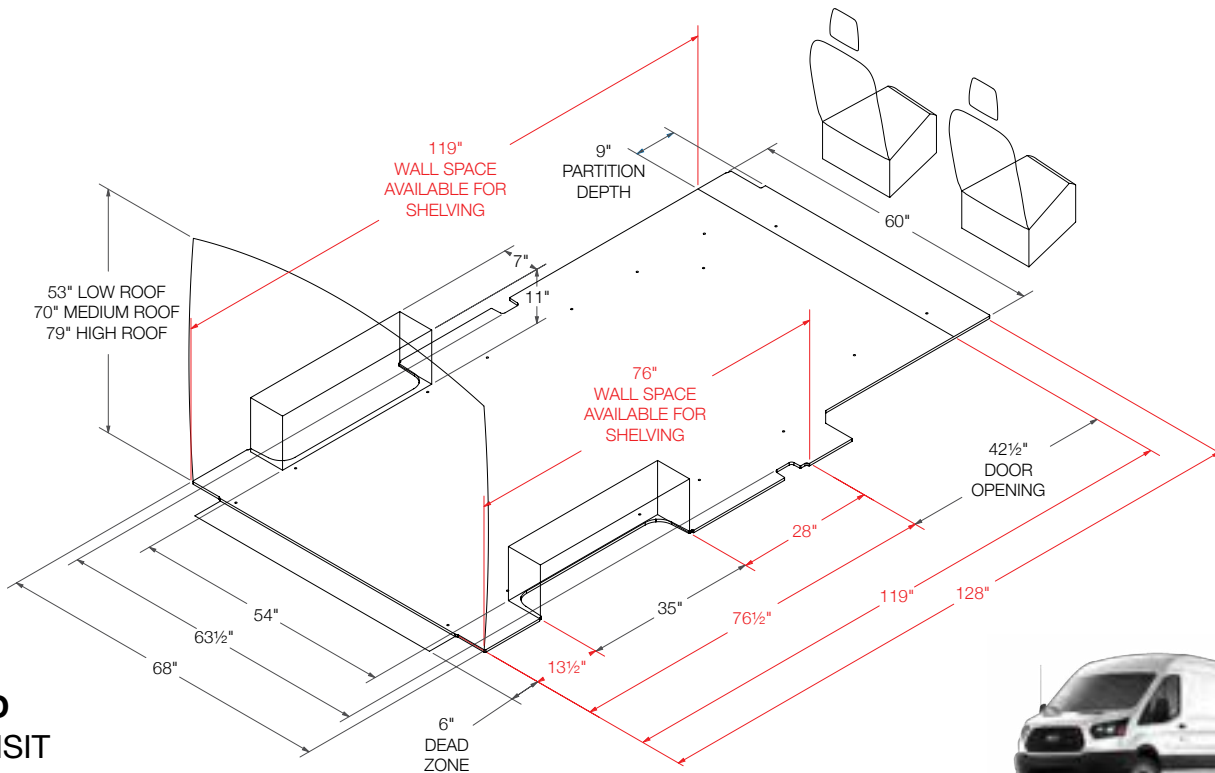
Extended 155" Wheelbase

LAYOUT GUIDES



FORD TRANSIT

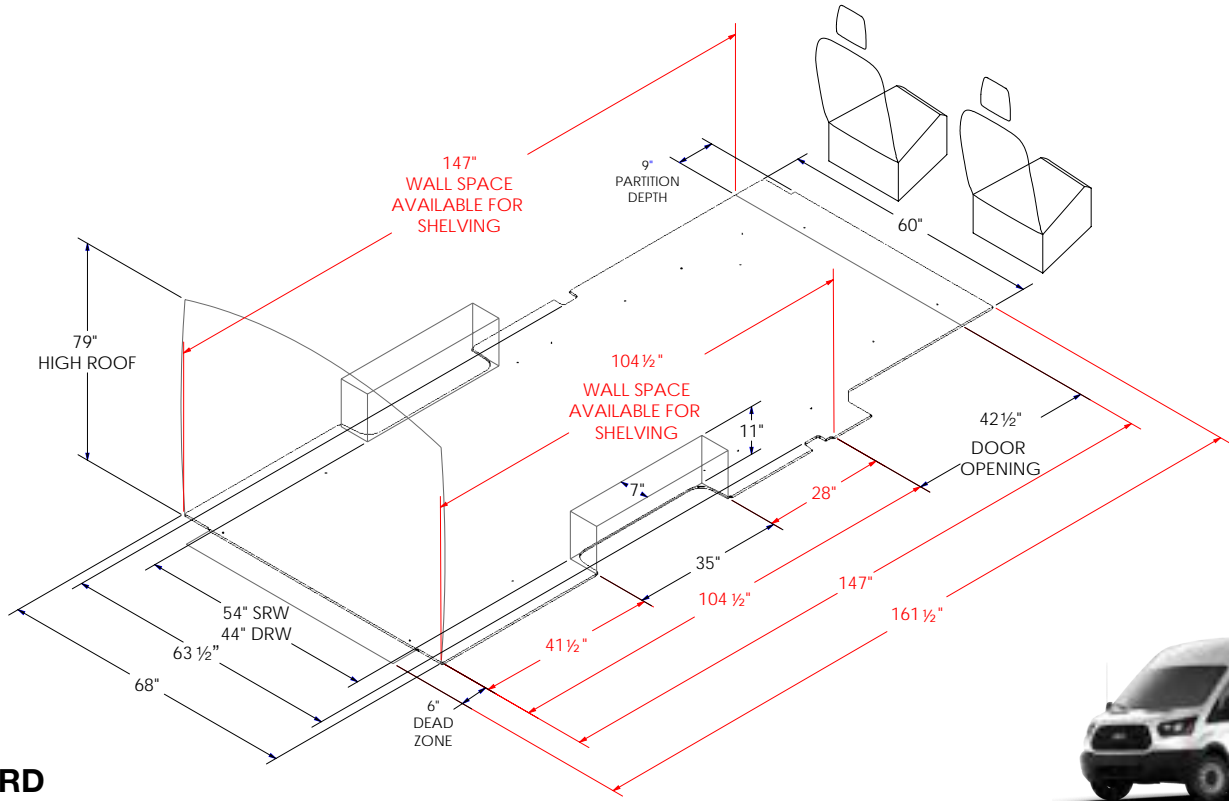
Regular 130" Wheelbase



FORD TRANSIT

Long 148" Wheelbase

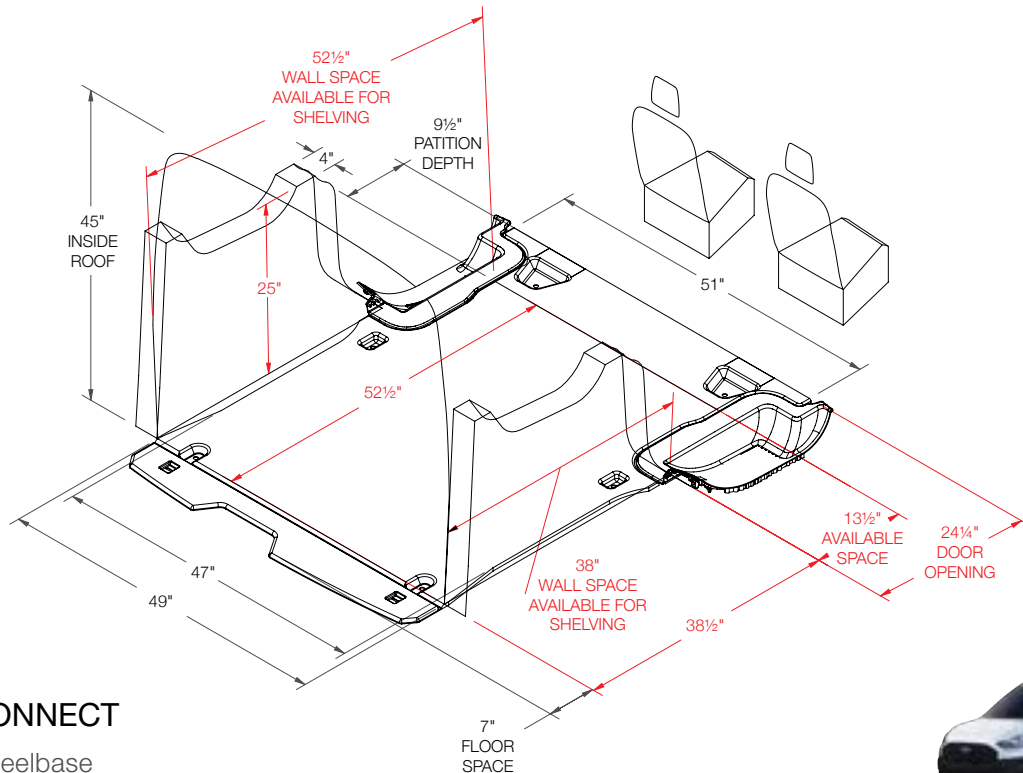




FORD TRANSIT

Long 148" Wheelbase Extended

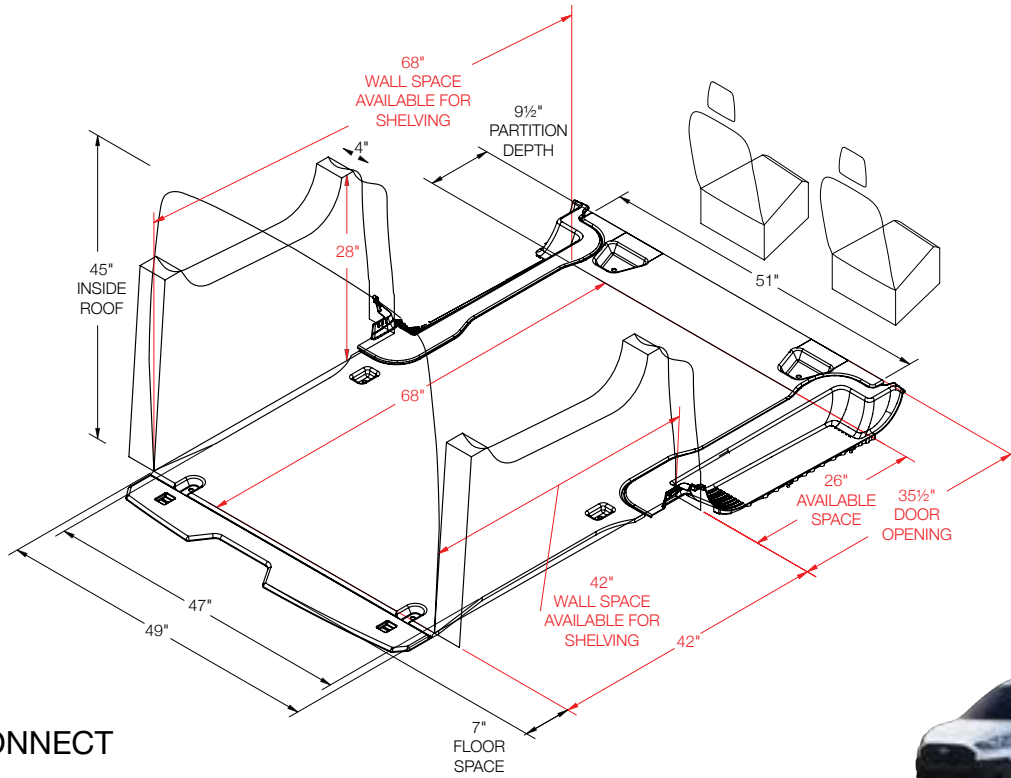
SRW Single rear wheel
DRW Double rear wheel



FORD TRANSIT CONNECT

Short 105" Wheelbase
Available in U.S. only

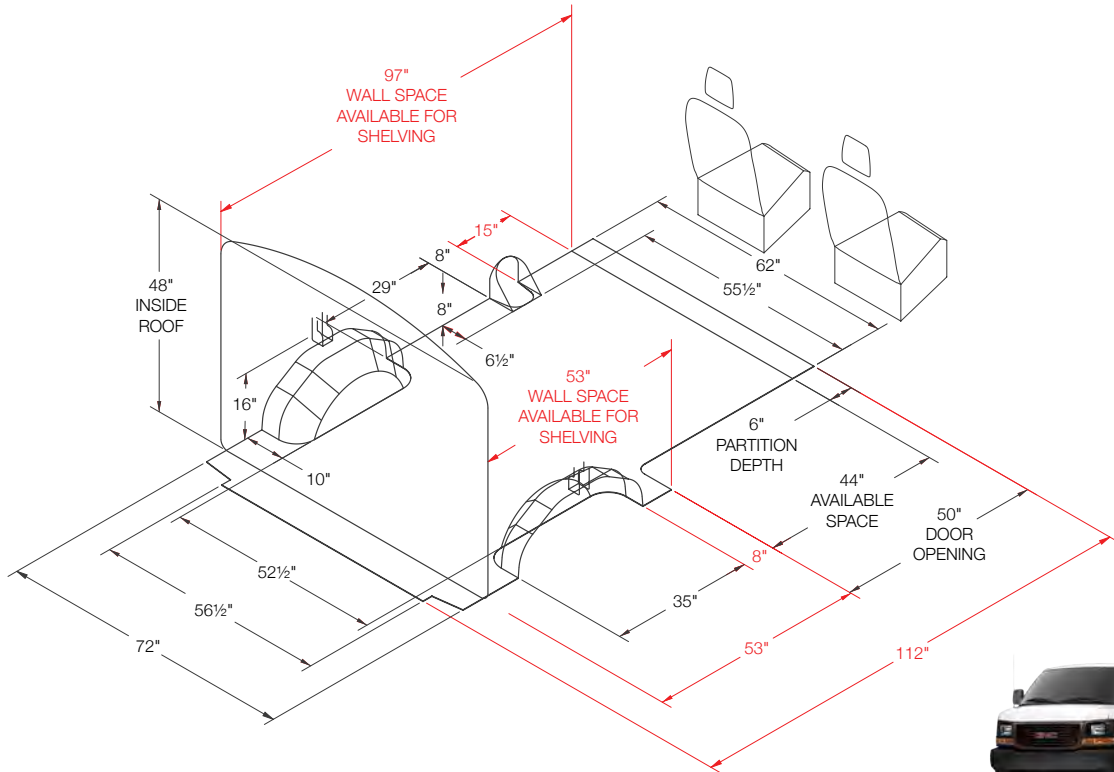
LAYOUT GUIDES



FORD TRANSIT CONNECT

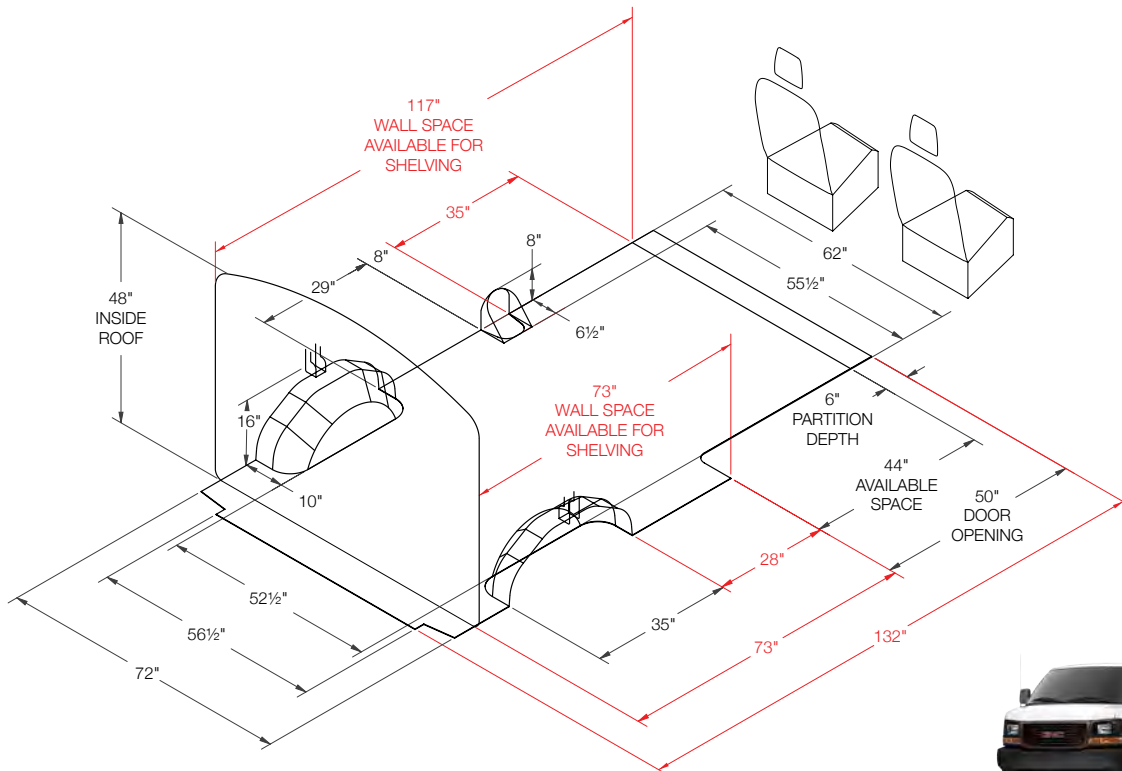
Long 120.5" Wheelbase





GMC SAVANA

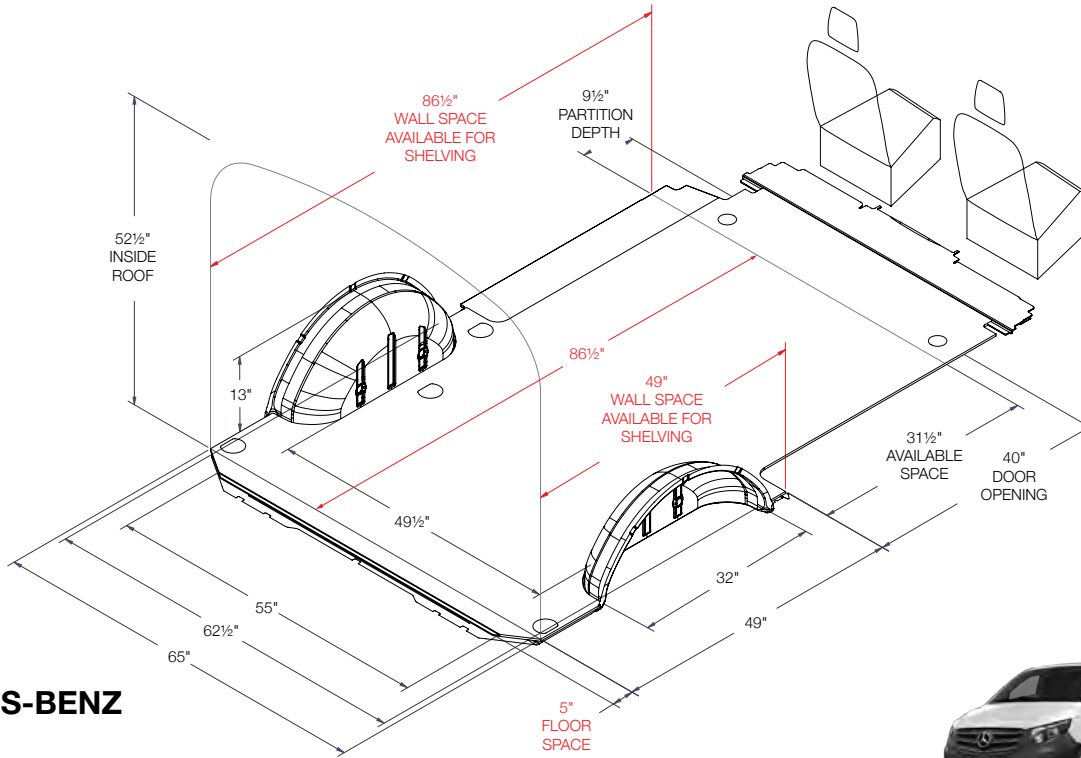
Regular 135" Wheelbase



GMC SAVANA

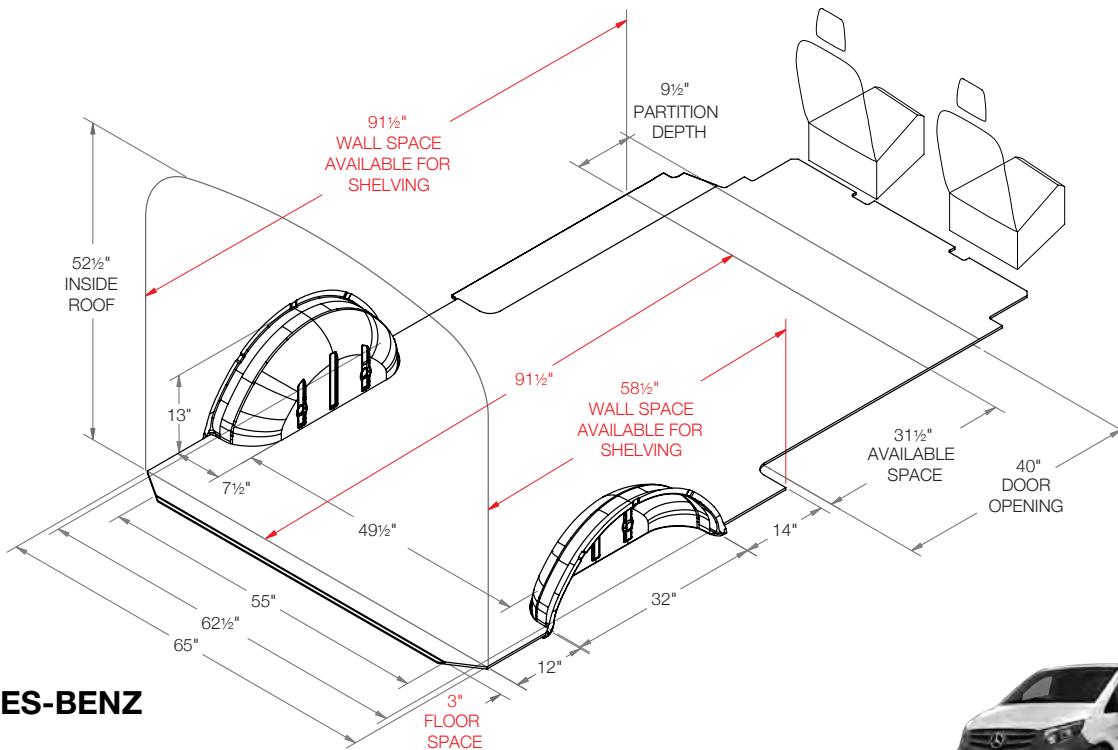
Extended 155" Wheelbase

LAYOUT GUIDES



MERCEDES-BENZ METRIS

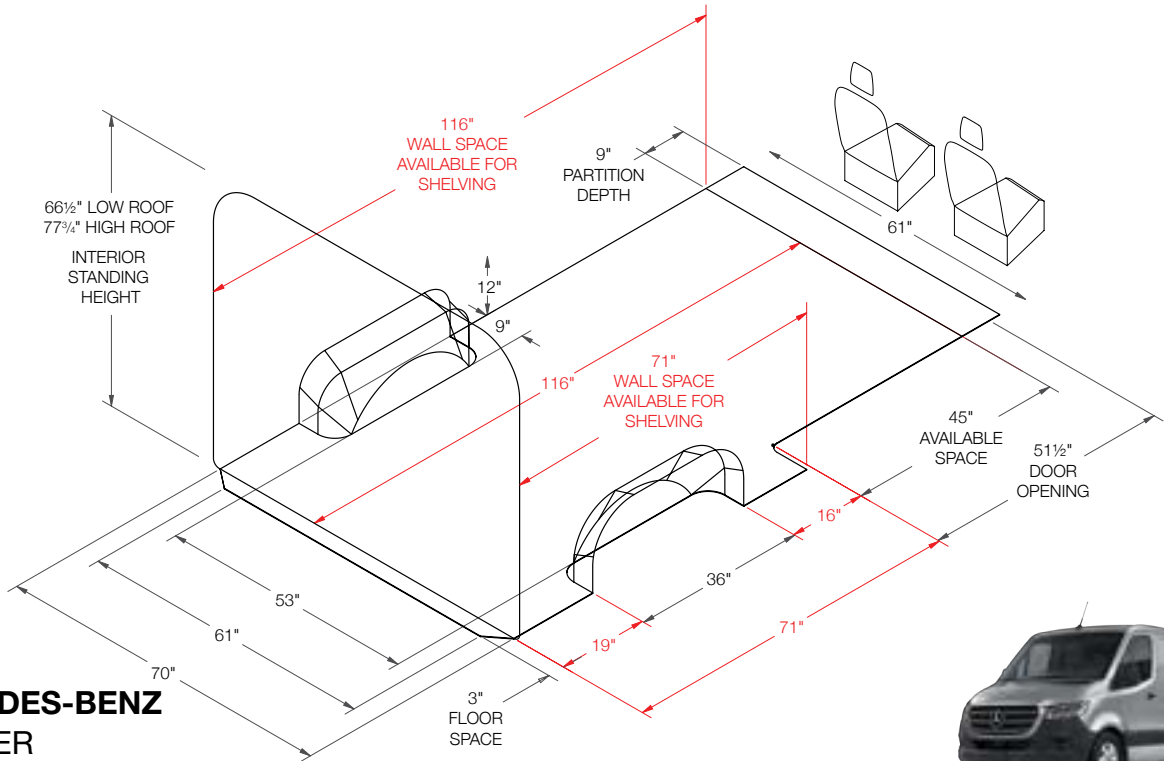
Regular 126" Wheelbase



MERCEDES-BENZ METRIS

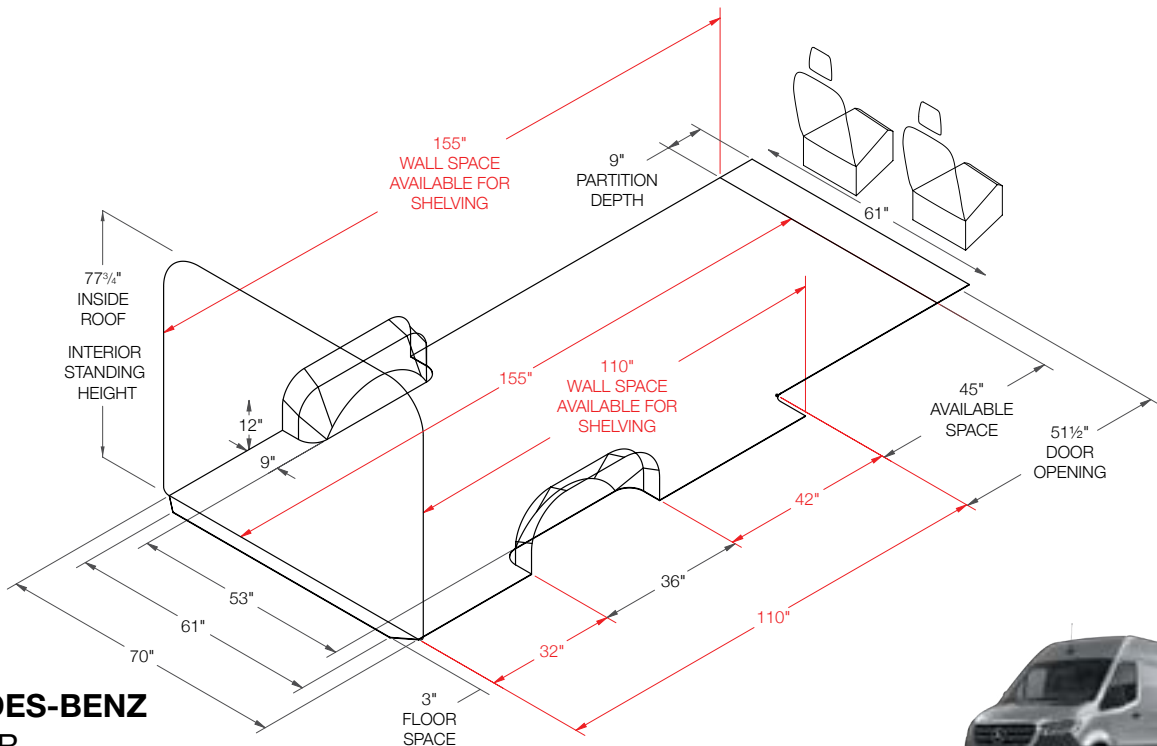
Long 135" Wheelbase





MERCEDES-BENZ SPRINTER

Regular 144" Wheelbase

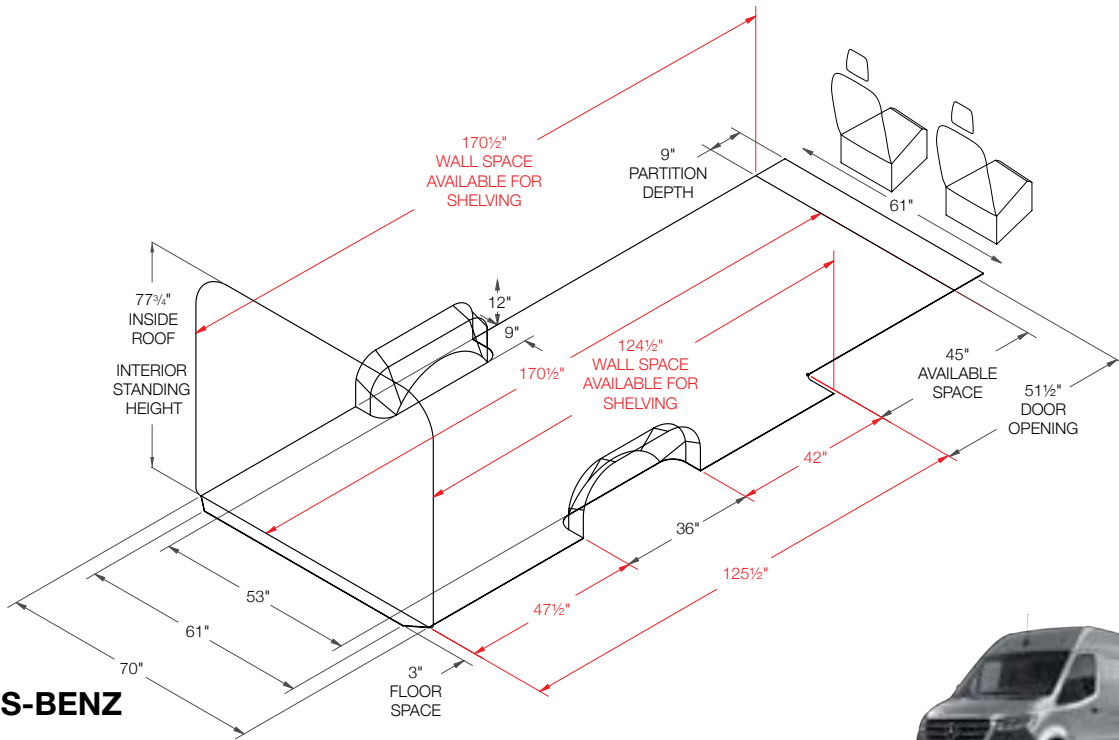


MERCEDES-BENZ SPRINTER

Long 170" Wheelbase

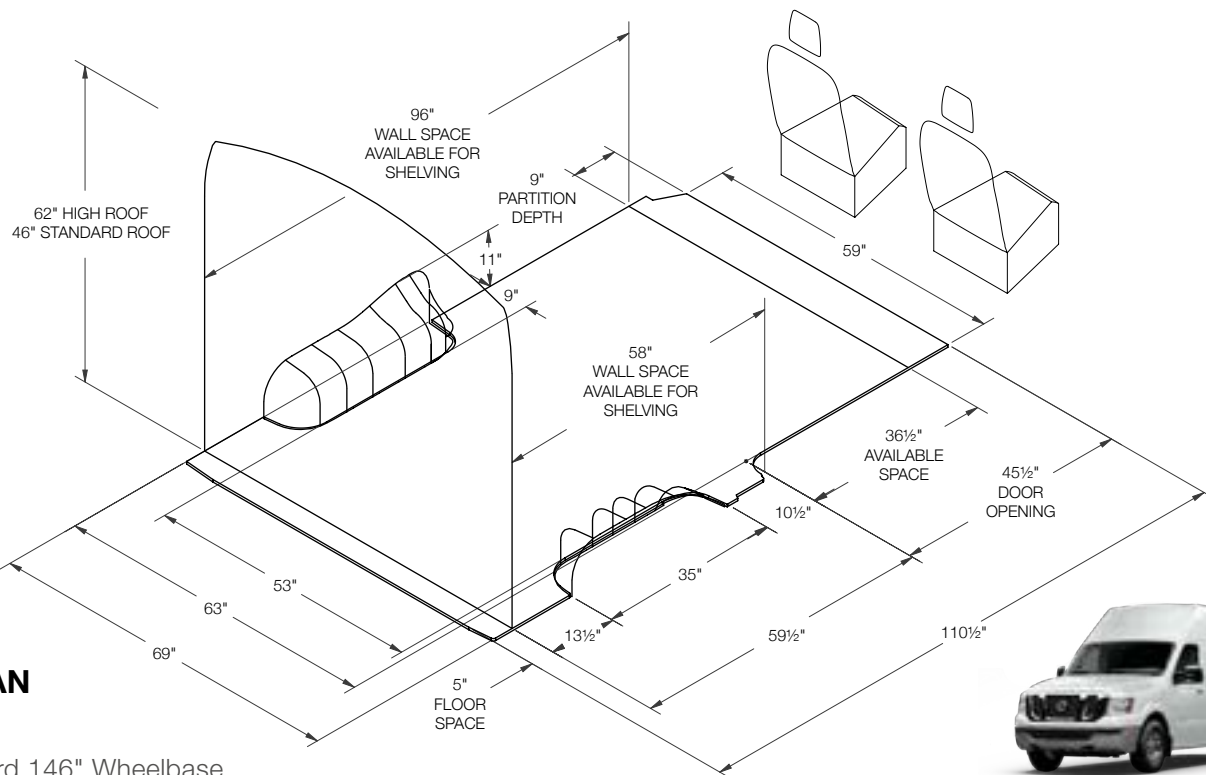


LAYOUT GUIDES



MERCEDES-BENZ SPRINTER

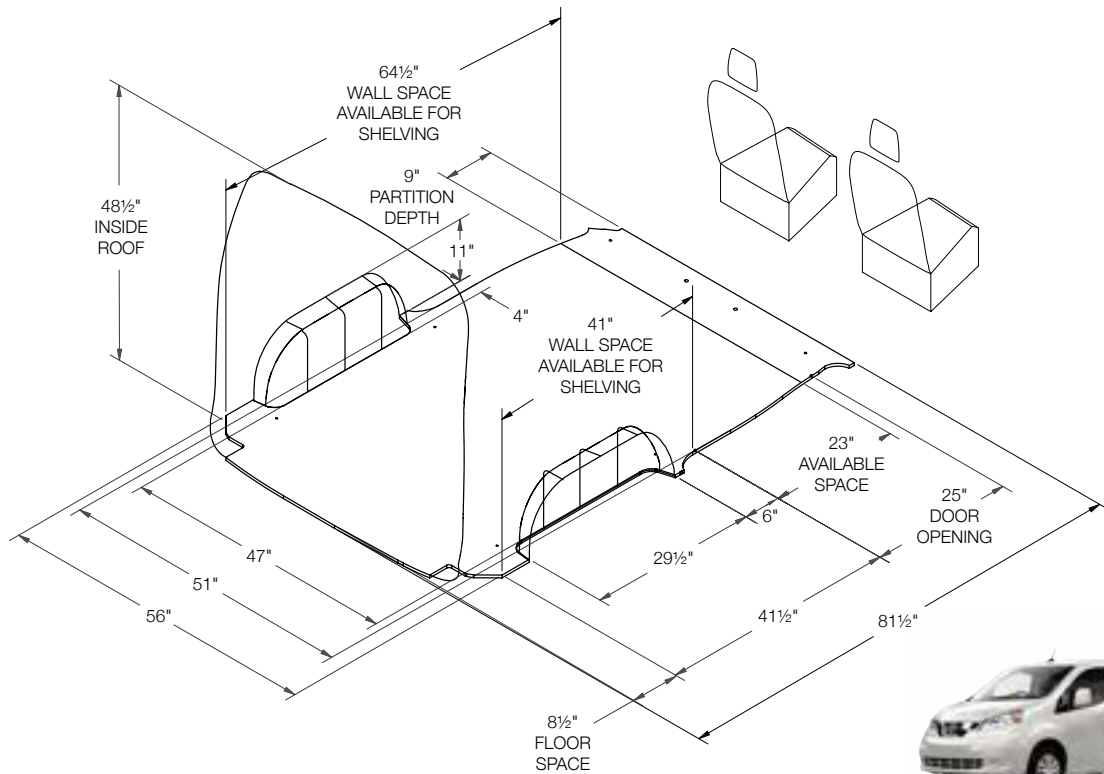
Extended 170" Wheelbase



NISSAN NV

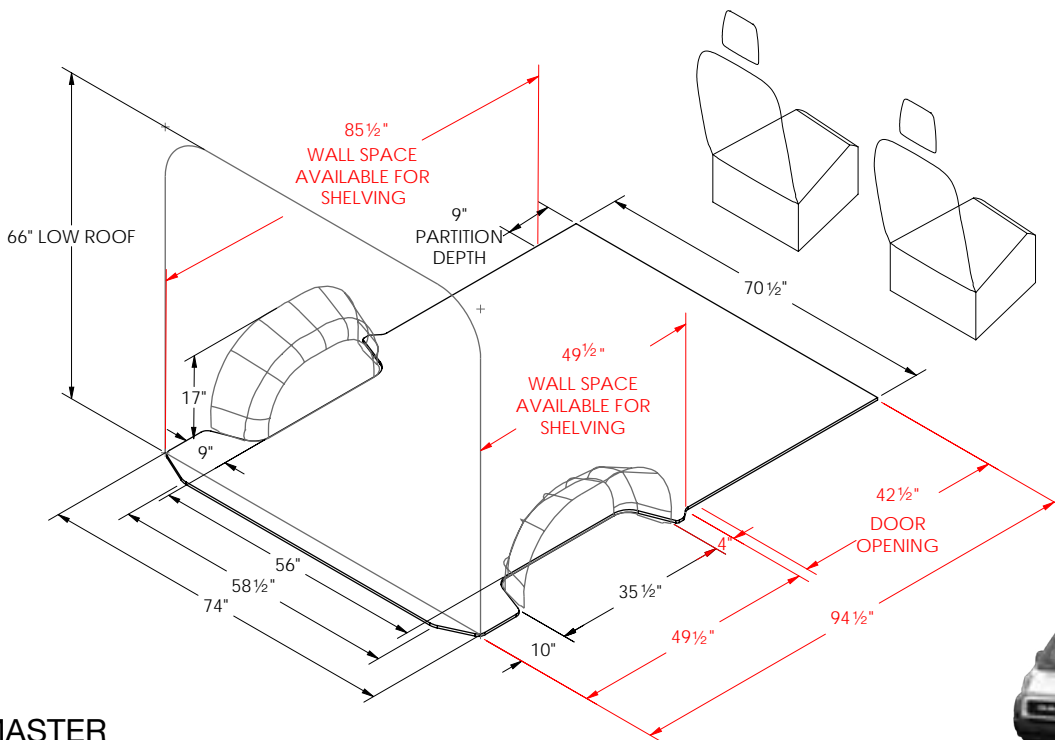
Standard 146" Wheelbase





**NISSAN
NV200**

Regular 115" Wheelbase

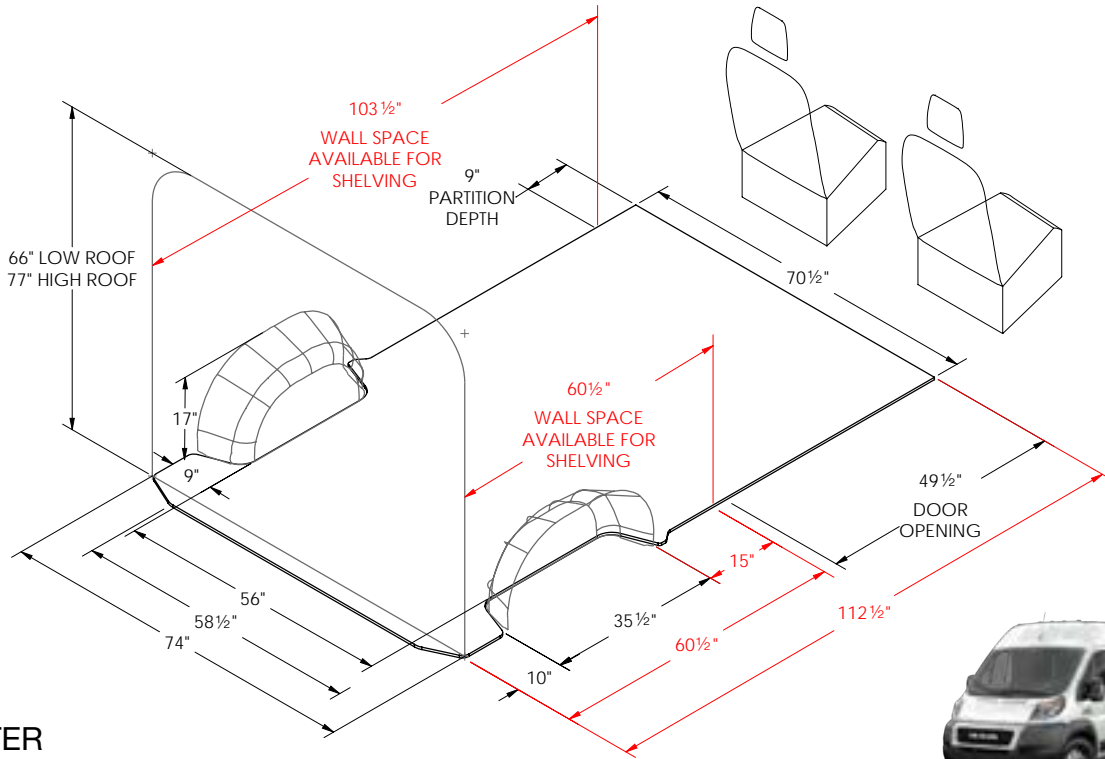


**RAM
PROMASTER**

Short 118" Wheelbase

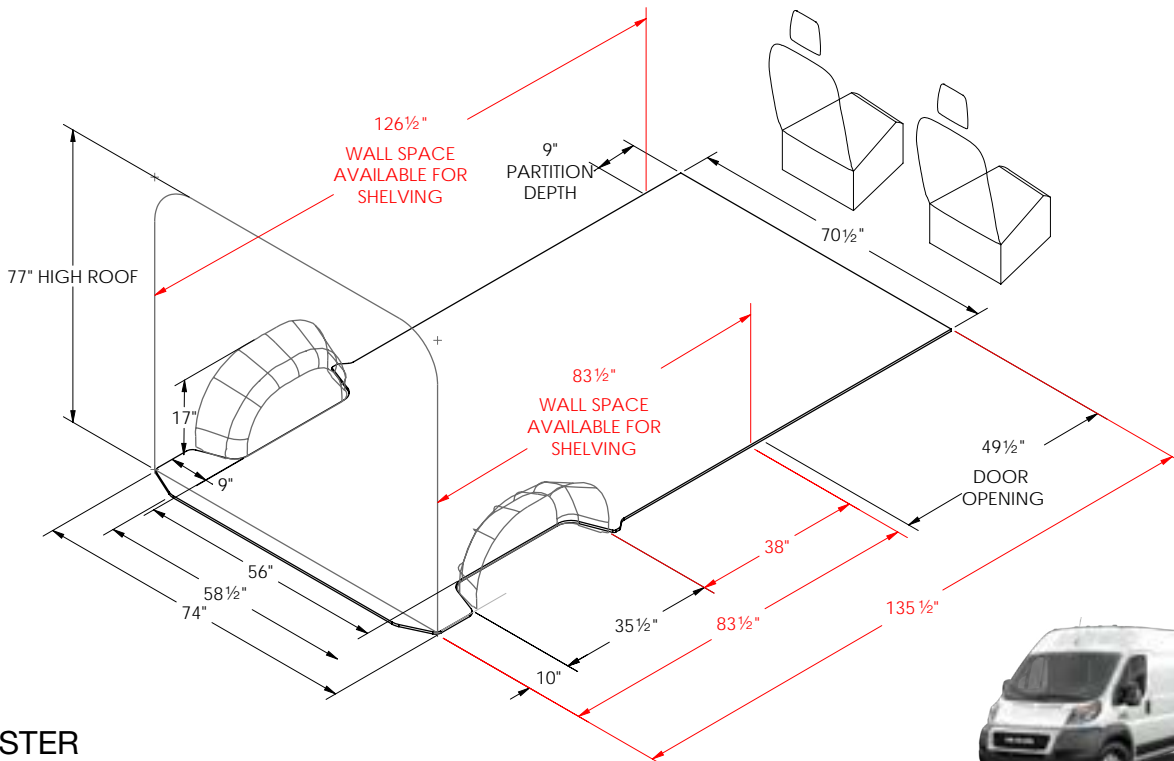


LAYOUT GUIDES



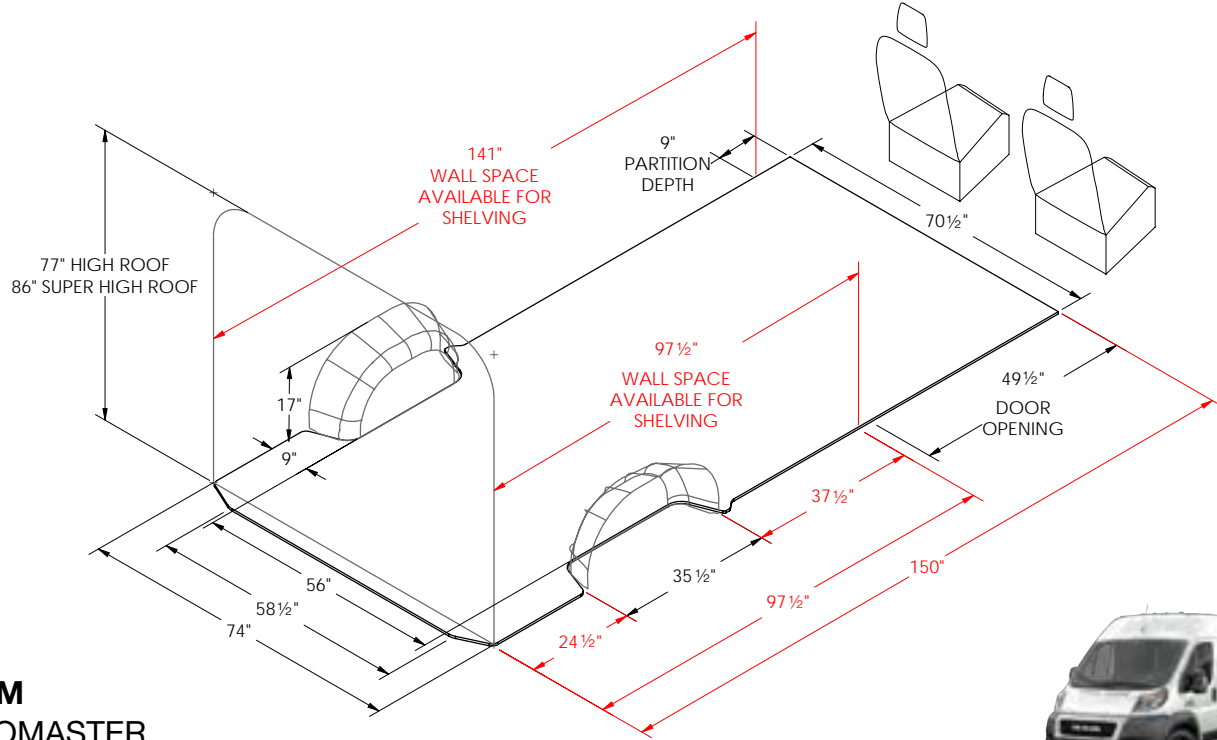
RAM PROMASTER

Medium 136" Wheelbase



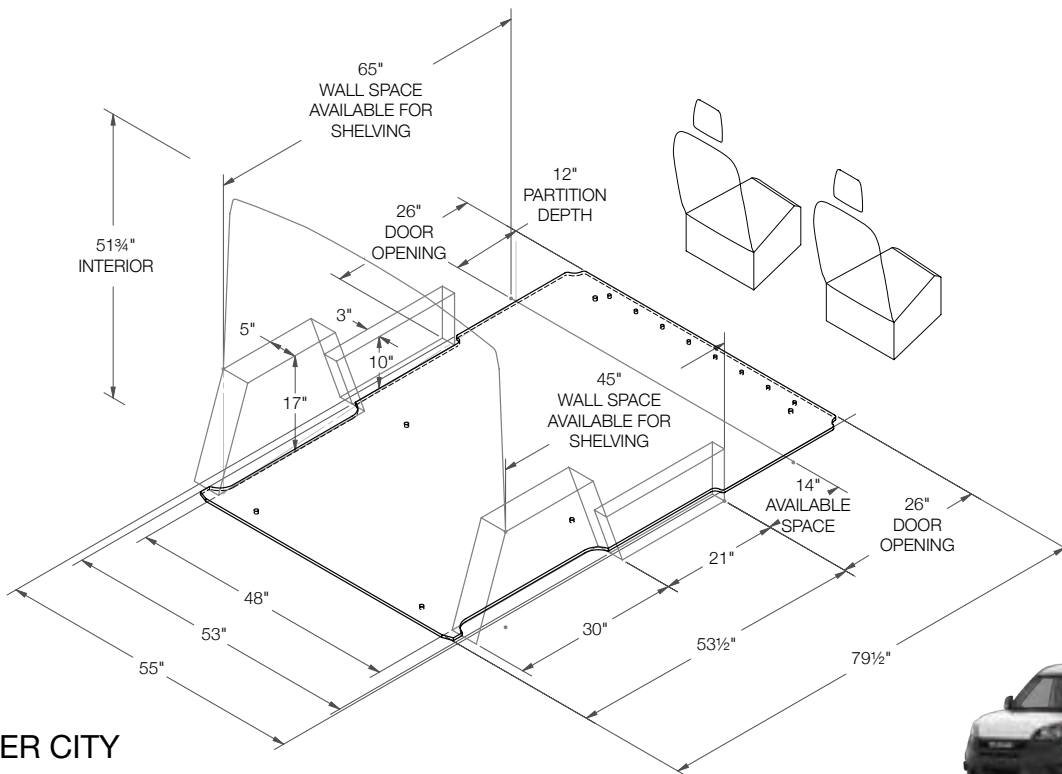
RAM PROMASTER

Long 159" Wheelbase



RAM PROMASTER

Extended 159" Wheelbase



RAM PROMASTER CITY

Standard 122" Wheelbase





VAN UPFIT PREP

Preparing for the installation of your upfit made easier



EFFICIENCY

Easy install that prevents damage to the factory floor.



SAFETY

Extruded aluminum joints where floor pieces meet.



QUICK INSTALL

Our install kits simplify your installation.

VAN UPFIT PREP

VAN FLOORS

CHEVROLET EXPRESS.P. 24
 FORD TRANSIT. P. 27
 FORD TRANSIT CONNECT. P. 24
 GMC SAVANA. P. 25
 MERCEDES-BENZ SPRINTER P. 26
 RAM PROMASTER P. 27

INSTALL KITS

DRIVER.P. 28
 PASSENGER. P. 29

VAN FLOORS

- > Easy to install with integrated mounting tracks
- > Compatible with Ranger Design’s shelving packages
- > Custom fit for almost all vans
- > Includes aluminum sills at the side and rear doors
- > No thermal expansion
- > Much safer due to load distribution
- > Quieter ride – reduces noise for the cargo area
- > 3 year warranty



VAN UPFIT PREP – FLOORS

VAN UPFIT PREP

IT'S MORE THAN A FLOOR!



CHEVROLET EXPRESS



6540-GSR
Chevrolet Express Floor

Marine-Grade Plywood

135"

74 lbs

1 hr

Yes



6540-GSX
Chevrolet Express Floor

Marine-Grade Plywood

155" Ext.

89 lbs

1 hr

Yes



6540-FCS
Ford Transit Connect Floor

Marine-Grade Plywood

105"

33 lbs

0.7 hr

Yes



6540-FCL
Ford Transit Connect Floor

Marine-Grade Plywood

120.5"

42 lbs

0.7 hr

Yes



FORD TRANSIT CONNECT

Impact and puncture resistant floors preserve the cargo van interior




VAN UPFIT PREP – FLOORS

VAN UPFIT PREP

Professional details – A clean, professional look that's easy to maintain.



GMC
SAVANA



6540-GSR

GMC Savana Floor

Marine-Grade Plywood

135"

74 lbs

1 hr

Yes



6540-GSX

GMC Savana Floor

Marine-Grade Plywood

155"

89 lbs

1 hr

Yes



PROTECTION

Rigid floor covering protects cargo van floors from impact damage and scratches.

THE PERFECT FLOOR FOR YOUR ELECTRIC VAN

Ranger Design's unique E-Floor is designed to offer the best fit for both electric and gas powered vehicles. Its revolutionary concept offers an easy install that avoids all the wiring that runs just below the surface of the vehicle's OEM floor. This option also ensures a great resale value for your van in the future, as it leaves no permanent damage. As sturdy and effective as a regular floor, it simply offers more benefits for your EV!



MERCEDES-BENZ
SPRINTER



6541-DR

Mercedes-Benz
Sprinter E-Floor

Marine-Grade Plywood

144"

82 lbs

1 hr



6541-DL

Mercedes-Benz
Sprinter E-Floor

Marine-Grade Plywood

170"

111 lbs

1 hr



6541-DX

Mercedes-Benz
Sprinter E-Floor

Marine-Grade Plywood

170" Ext.

121 lbs

1 hr



FORD TRANSIT



6541-FTS

Ford Transit E-Floor

Marine-Grade Plywood

130"

70 lbs

1 hr

Yes



6541-FTL

Ford Transit E-Floor

Marine-Grade Plywood

148"

88 lbs

1 hr

Yes



6541-FTX

Ford Transit E-Floor

Marine-Grade Plywood

148" Ext.

109 lbs

1.3 hrs

Yes



RAM PROMASTER



6541-PS

RAM ProMaster E-Floor

Marine-Grade Plywood

118"

71 lbs

1 hr

Yes



6541-PM

RAM ProMaster E-Floor

Marine-Grade Plywood

136"

83 lbs

1 hr

Yes



6541-PL

RAM ProMaster E-Floor

Marine-Grade Plywood

159"

100 lbs

1 hr

Yes



6541-PX

RAM ProMaster E-Floor

Marine-Grade Plywood

159" Ext.

112 lbs

1.3 hrs

Yes



VAN UPFIT PREP – INSTALL KITS

INSTALL KITS





VAN UPFIT PREP



Install kits are optional and sold without the shelving unit


6550-FTL SHOWN HERE.

Install Kit – Driver

PART	VEHICLE		DESCRIPTION			
6550-FTL	FORD TRANSIT	148"	Shelving install kit, driver side	13 lbs	0.3 hr	Yes
6550-FTS	FORD TRANSIT	130"	Shelving install kit, driver side	12 lbs	0.3 hr	Yes
6550-FTX	FORD TRANSIT	148" Ext	Shelving install kit, driver side	16 lbs	0.3 hr	Yes
6550-PL	RAM PROMASTER	159"	Install track kit, driver side	13 lbs	0.5 hr	Yes
6550-PM	RAM PROMASTER	136"	Install track kit, driver side	11 lbs	0.5 hr	Yes
6550-PS	RAM PROMASTER	118"	Install track kit, driver side	8.9 lbs	0.5 hr	Yes
6550-PX	RAM PROMASTER	159" Ext	Install track kit, driver side	14 lbs	0.5 hr	Yes







VAN UPFIT PREP – INSTALL KITS



6555-FTL SHOWN HERE.

Install kits are optional and sold without the shelving unit

Install Kit – Passenger						
PART	VEHICLE	 Wheelbase	DESCRIPTION	 Weight	 Estimated Install Time	 Quickship
6555-FTL	FORD TRANSIT	148"	Shelving install kit, passenger side	7.7 lbs	0.4 hr	Yes
6555-FTS	FORD TRANSIT	130"	Shelving install kit, passenger side	6 lbs	0.4 hr	Yes
6555-FTX	FORD TRANSIT	148" Ext	Shelving install kit, passenger side	11 lbs	0.4 hr	Yes
6555-PL	RAM PROMASTER	159"	Shelving install kit, passenger side	7.5 lbs	0.3 hr	Yes
6555-PM	RAM PROMASTER	136"	Shelving install kit, passenger side	5.5 lbs	0.3 hr	Yes
6555-PS	RAM PROMASTER	118"	Shelving install kit, passenger side	4.5 lbs	0.3 hr	Yes
6555-PX	RAM PROMASTER	159" Ext	Shelving install kit, passenger side	8.6 lbs	0.3 hr	Yes





VAN PARTITIONS

Our safety partitions protect the most important asset: You!



SAFE

Designed for maximum impact resistance. Proven by impact testing.



EFFICIENT

- 1. Contoured to maintain seat travel and ensure driver comfort.
- 2. Contoured to capitalize on cargo area floor space.



QUIET

Thickness of material cancels vibrations.

VAN PARTITIONS

APPLICATION GUIDE P. 32

CONTOURED

CLEARSHIELD P. 35
 COMPOSITE PARTITION P. 35
 COMPOSITE WITH WINDOW P. 36
 CONTOURED FULL PARTITION P. 41
 CONTOURED WITH WINDOW P. 37
 CONTOURED WITH PERFORATED WINDOW P. 39
 CONTOURED WIRE MESH P. 43
 MAX VIEW P. 34

STRAIGHT

STRAIGHT MID POSITION P. 48
 STRAIGHT WITH PERFORATED WINDOW, NO ACCESS P. 44
 STRAIGHT WITH PERFORATED WINDOW, SWING DOOR P. 46
 STRAIGHT WITH WINDOW, SLIDING DOOR P. 47

WALK THROUGH

STRAIGHT WALK THROUGH PARTITION P. 49

ACCESSORIES P. 49

Ranger Design safety partitions provide a solid and secure barrier between the occupants of the van and the cargo.

Built from heavy gauge steel, aluminum or thermoformed TPO and polycarbonate, these partitions are designed for maximum impact resistance and uphold a standard of safety set only by Ranger Design products.

Ranger Design partitions also provide a more comfortable environment for the driver by giving more seat travel and by not rattling as the vehicle drives down the road.



Application Guide










VAN PARTITIONS



Type	Material	Chevrolet Express Standard Roof	Ford Transit Low Roof	Ford Transit Medium Roof	Ford Transit High Roof	Ford Transit Connect Standard Roof	GMC Savana Standard Roof
Clearshield	Composite	–	–	–	–	3520-M P. 35	–
Contoured composite safety partition	Composite	–	–	3310-FTM P. 36	3310-FTH P. 36	–	–
Contoured composite safety partition with window	Composite	–	–	3320-FTM P. 37	3320-FTH P. 37	–	–
Contoured full safety partition	Aluminum	3010-GS P. 42	3010-FTL P. 41	3010-FTM P. 41	3010-FTH P. 41	3010-TC P. 42	3010-GS P. 42
Contoured full safety partition	Steel	C12-H P. 43	C12-FTL P. 42	–	–	C12-E P. 42	C12-H P. 43
Contoured safety partition with perforated window	Steel	C10-H P. 40	C10-FTL P. 39	–	–	C10-E P. 39	C10-H P. 40
Contoured safety partition with window	Aluminum	3020-GS P. 38	3020-FTL P. 38	3020-FTM P. 38	3020-FTH P. 38	3020-TC P. 39	3020-GS P. 38
Contoured wire mesh partition	Steel	–	–	–	–	C13-E P. 43	–
Max View contoured safety partition	Composite	–	3320-FTL P. 34	–	–	3320-TC P. 35	–
Straight mid position safety partition	Aluminum	–	–	–	–	–	–
Straight mid position safety partition with window	Aluminum	–	–	–	–	–	–
Straight partition with perforated window, no access	Steel	C20-GS P. 45	C20-FTL P. 44	C20-FTM P. 45	C20-FTH P. 44	–	C20-GS P. 45
Straight partition with perforated window, swing door	Steel	C30-GS P. 47	C30-FTL P. 46	C30-FTM P. 46	C30-FTH P. 46	–	C30-GS P. 47
Straight partition with window, sliding door	Aluminum	–	–	3068-FTM P. 48	3068-FTH P. 48	–	–
Walk through straight partition	Steel	C24-GS P. 50	C24-FTL P. 50	C24-FTM P. 50	C24-FTH P. 50	–	C24-GS P. 50

VAN PARTITIONS

VAN PARTITIONS

 Mercedes-Benz Metris Standard Roof	 Mercedes-Benz Sprinter Low Roof	 Mercedes-Benz Sprinter High Roof	 Nissan NV Low Roof	 Nissan NV High Roof	 Nissan NV200 Standard Roof	 Ram ProMaster Standard Roof	 Ram ProMaster High Roof	 Ram ProMaster City Standard Roof
3520-M P. 35	-	-	-	-	-	-	-	3520-M P. 35
-	3310-DL P. 35	3310-DH P. 35	-	-	-	3310-RP P. 36	3310-RP P. 36	3310-PC P. 36
-	3320-DL P. 36	3320-DH P. 36	-	-	-	3320-RP P. 37	3320-RP P. 37	-
-	3010-DL P. 41	3010-DH P. 41	-	-	-	3010-RP P. 42	3010-RP P. 42	3010-PC P. 42
-	-	-	-	-	-	-	-	C12-PC P. 43
C10-MM P. 40	-	-	-	-	C10-W P. 40	-	-	C10-PC P. 40
-	3020-DL P. 37	3020-DH P. 37	-	-	-	3020-RP P. 38	3020-RP P. 38	3020-PC P. 38
C13-MM P. 43	-	-	-	-	-	-	-	C13-PC P. 43
3320-MM P. 34	-	-	-	-	-	-	-	-
-	-	3015-DH P. 48	-	-	-	-	-	-
-	-	3025-DH P. 48	-	-	-	-	-	-
-	C20-DL P. 44	C20-DH P. 44	C20-NL P. 45	C20-NH P. 45	-	C20-X P. 45	C20-X P. 45	-
-	C30-DL P. 46	C30-DH P. 46	-	-	-	C30-X P. 47	C30-X P. 47	-
-	3068-DL P. 47	3068-DH P. 47	-	-	-	3068-RP P. 48	3068-RP P. 48	-
-	C24-DL P. 49	C24-DH P. 49	-	-	-	C24-X P. 50	C24-X P. 50	-

VAN PARTITIONS – CONTOURED

CONTOURED

CONTOURED MAX VIEW



3320-FTL

Ford Transit
Max View contoured safety partition

Composite

	Low Roof
	50 lbs
	1.5 hr
	Yes
	8"



3320-MM

Mercedes-Benz Metris
Max View contoured safety partition

Composite

	Standard Roof
	48 lbs
	1.2 hrs
	Yes
	9"



3320-PC

Ram ProMaster City
Max view contoured safety partition

Composite

	Standard Roof
	42 lbs
	1 hr
	Yes
	7.1"





3520-M

All Standard Minivans
ClearView germ barrier partition for minivans

Composite

Standard Minivans
10 lbs
0.25 hr
No
-

CONTOURED COMPOSITE



3310-DH

Mercedes-Benz Sprinter
Composite contoured safety partition

Composite

High Roof
70 lbs
1 hr
Yes
9"



3310-DL

Mercedes-Benz Sprinter
Composite contoured safety partition

Composite

Low Roof
65 lbs
1 hr
Yes
9"



3310-GS

Chevrolet Express, GMC Savana
Composite contoured safety partition

Composite

Standard
47 lbs
0.80 hr
Yes
9"



3310-FTH

Ford Transit
Composite contoured safety partition

Composite

High Roof
66 lbs
1 hr
Yes
9"

VAN PARTITIONS – CONTOURED



3310-FTM

Ford Transit
Composite contoured safety partition

Composite

Medium Roof

63 lbs

1 hr

Yes

9"



3310-PC

Ram ProMaster City
Contoured safety partition

Composite

Standard Roof

44 lbs

1 hr

No

7.1"



3310-RP

Ram ProMaster
Composite contoured safety partition

Composite

Standard/High Roof

64 lbs

1 hr

Yes

9"



3320-DH

Mercedes-Benz Sprinter
Composite contoured safety partition
with window

Composite

High Roof

71 lbs

1 hr

No

9"



3320-DL

Mercedes-Benz Sprinter
Composite contoured safety partition
with window

Composite

Low Roof

67 lbs

1 hr

No

9"



3320-GS

Chevrolet Express, GMC Savana
Composite contoured safety partition
with window

Composite

Standard

48 lbs

0.80 hr

Yes

9"



3320-FTH

Ford Transit

Composite contoured safety partition with window

Composite

High Roof

68 lbs

1 hr

No

9"



3320-FTM

Ford Transit

Composite contoured safety partition with window

Composite

Medium Roof

65 lbs

1 hr

No

9"



3320-RP

RAM ProMaster

Composite contoured safety partition with window

Composite

Standard/High Roof

68 lbs

1 hr

No

9"

CONTOURED WITH WINDOW



3020-DH

Mercedes-Benz Sprinter

Contoured safety partition with window

Aluminum

High Roof

66 lbs

1.2 hrs

No

5.5"



3020-DL

Mercedes-Benz Sprinter

Contoured safety partition with window

Aluminum

Low Roof

64 lbs

1.2 hrs

No

5.5"

VAN PARTITIONS – CONTOURED



3020-FTH

Ford Transit
Contoured safety partition with window

Aluminum

	High Roof
	66 lbs
	1 hr
	Yes
	8.32"



3020-FTL

Ford Transit
Contoured safety partition with window

Aluminum

	Low Roof
	48 lbs
	1 hr
	Yes
	7.16"



3020-FTM

Ford Transit
Contoured safety partition with window

Aluminum

	Medium Roof
	52 lbs
	1 hr
	Yes
	8.32"



3020-GS

Chevrolet Express, GMC Savana
Contoured safety partition with window

Aluminum

	Standard Roof
	49 lbs
	1 hr
	No
	5.56"



3020-PC

Ram ProMaster City
Contoured safety partition with window

Aluminum

	Standard Roof
	41 lbs
	1 hr
	Yes
	8.1"




3020-RP

Ram ProMaster
Contoured safety partition with window

Aluminum

	Standard / High Roof
	59 lbs
	1 hr
	Yes
	6.07"



3020-TC

Ford Transit Connect
Contoured safety partition with window

Aluminum

Standard Roof

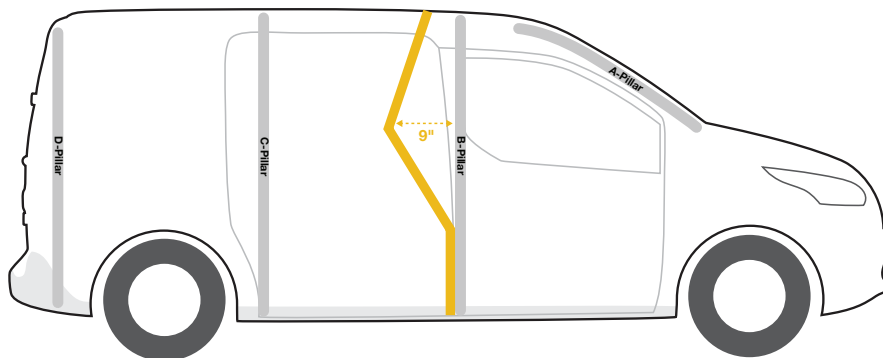
42 lbs

1 hr

Yes

10.75"

**SETBACK FROM
B PILLAR**



**CONTOURED
WITH
PERFORATED
WINDOW**



C10-E

Ford Transit Connect
Contoured safety partition
with perforated window

Steel

Standard Roof

53 lbs

1 hr

Yes

10.5"



C10-FTL

Ford Transit
Contoured safety partition
with perforated window

Steel

Low Roof

66 lbs

1 hr

Yes

7.11"

VAN PARTITIONS – CONTOURED



C10-H

Chevrolet Express, GMC Savana
Contoured safety partition
with perforated window

Steel

	Standard Roof
	58 lbs
	1 hr
	Yes
	5.56"



C10-MM

Mercedes-Benz Metris
Contoured safety partition
with perforated window

Steel

	Standard Roof
	62 lbs
	1 hr
	Yes
	11"



C10-PC

Ram ProMaster City
Contoured safety partition
with perforated window

Steel

	Standard Roof
	63.3 lbs
	1 hr
	Yes
	8.05"



C10-W

Nissan NV200
Contoured safety partition
with perforated window

Steel

	Standard Roof
	42 lbs
	1 hr
	Yes
	3.5"



CONTOURED FULL PARTITION



3010-DH

Mercedes-Benz Sprinter
Contoured safety partition

Aluminum


High Roof

59 lbs

1.2 hrs

Yes

5.5"



3010-DL

Mercedes-Benz Sprinter
Contoured safety partition

Aluminum

Low Roof

57 lbs

1.2 hrs

No

5.5"



3010-FTH

Ford Transit
Contoured safety partition

Aluminum

High Roof

57 lbs

1 hr

Yes

8.32"



3010-FTL

Ford Transit
Contoured safety partition

Aluminum

Low Roof

46 lbs

1 hr

Yes

7.16"



3010-FTM

Ford Transit
Contoured safety partition

Aluminum

Medium Roof

52 lbs

1 hr

Yes

8.32"

VAN PARTITIONS – CONTOURED

VAN PARTITIONS



3010-GS

Chevrolet Express, GMC Savana
Contoured safety partition

Aluminum

Standard Roof

47 lbs

1 hr

Yes

5.56"



3010-PC

Ram ProMaster City
Contoured safety partition

Aluminum

Standard Roof

39 lbs

1 hr

Yes

8.1"



3010-RP

Ram ProMaster
Contoured safety partition

Aluminum

Standard / High Roof

62.8 lbs

1 hr

Yes

6.07"



3010-TC

Ford Transit Connect
Contoured safety partition

Aluminum

Standard Roof

39.75 lbs

1 hr

Yes

10.75"



C12-E

Ford Transit Connect
Contoured safety partition

Steel

Standard Roof

55 lbs

1 hr

Yes

10.5"



C12-FTL

Ford Transit
Contoured safety partition

Steel

Low Roof

64 lbs

1 hr

Yes

7.11"



C12-H

Chevrolet Express, GMC Savana
Contoured safety partition

Steel

Standard Roof

53 lbs

1 hr

No

5.56"



C12-PC

Ram ProMaster City
Contoured safety partition

Steel

Standard Roof

86 lbs

1 hr

Yes

8.05"

CONTOURED WIRE MESH



C13-E

Ford Transit Connect
Contoured wire mesh partition

Steel


Standard Roof

37 lbs

0.7 hr

Yes

10.5"



C13-MM

Mercedes-Benz Metris
Contoured wire mesh partition

Steel

Standard Roof

37 lbs

1.2 hrs

Yes

11"



C13-PC

Ram ProMaster City
Contoured wire mesh partition

Steel

Standard Roof

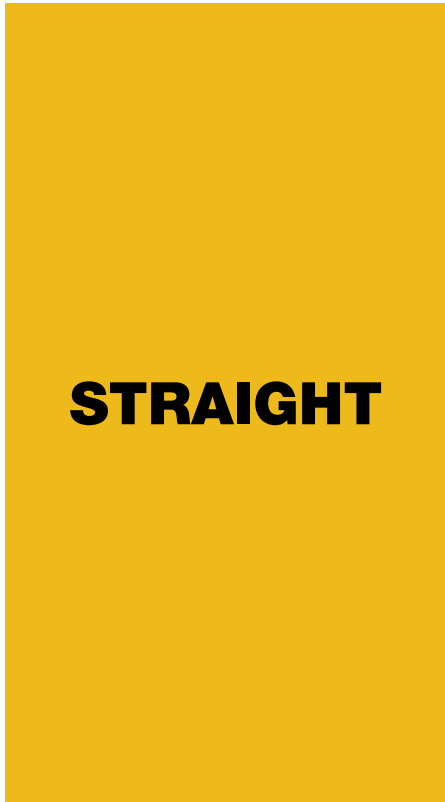
72 lbs

1 hr

Yes

8.33"

VAN PARTITIONS – CONTOURED



STRAIGHT WITH PERFORATED WINDOW — NO ACCESS



C20-DH

Mercedes-Benz Sprinter

Straight partition with perforated window, no access

Steel

High Roof

89 lbs

1 hr

Yes

7.5"



C20-DL

Mercedes-Benz Sprinter

Straight partition with perforated window, no access

Steel

Low Roof

80 lbs

1 hr

Yes

7.5"



C20-FTH

Ford Transit

Straight partition with perforated window, no access

Steel

High Roof

92.1 lbs

1 hr

Yes

4.76"



C20-FTL

Ford Transit

Straight partition with perforated window, no access

Steel

Low Roof

64 lbs

1 hr

Yes

4.25"

VAN PARTITIONS – CONTOURED



C20-FTM

Ford Transit

Straight partition with perforated window, no access

Steel

Medium Roof

77 lbs

1 hr

Yes

4.76"



C20-GS

Chevrolet Express, GMC Savana

Straight partition with perforated window, no access

Steel

Standard Roof

61 lbs

1.5 hr

Yes

6.75"



C20-NH

Nissan NV

Straight partition with perforated window, no access

Steel

High Roof

80 lbs

1.5 hrs

Yes

5.5"



C20-NL

Nissan NV

Straight partition with perforated window, no access

Steel

Low Roof

58 lbs

1 hr

Yes

5.5"



C20-X

Ram ProMaster

Straight partition with perforated window, no access

Steel

Standard / High Roof

78 lbs

1 hr

Yes

6.24"



VAN PARTITIONS – STRAIGHT

STRAIGHT WITH PERFORATED WINDOW — SWING DOOR



C30-DH

Mercedes-Benz Sprinter
Straight partition with perforated window, swing door

Steel

High Roof
92 lbs
1 hr
No
8"



C30-DL

Mercedes-Benz Sprinter
Straight partition with perforated window, swing door

Steel

Low Roof
83 lbs
1 hr
No
8"



C30-FTH

Ford Transit
Straight partition with perforated window, swing door

Steel

High Roof
86 lbs
1.5 hrs
Yes
4.96"



C30-FTL

Ford Transit
Straight partition with perforated window, swing door

Steel

Low Roof
68 lbs
1.5 hrs
Yes
4.61"



C30-FTM

Ford Transit
Straight partition with perforated window, swing door

Steel

Medium Roof
79 lbs
1.5 hrs
Yes
4.96"



C30-GS

Chevrolet Express, GMC Savana
Straight partition with perforated window, swing door

Steel


Standard Roof

63.2 lbs

1 hr

Yes

6.75"



C30-X

Ram ProMaster
Straight partition with perforated window, swing door

Steel

Standard / High Roof

80 lbs

1 hr

Yes

6.24"



STRAIGHT WITH WINDOW — SLIDING DOOR



3068-DH

Mercedes-Benz Sprinter
Straight partition with window, sliding door

Aluminum

High Roof

97.9 lbs

1.5 hrs

Yes

8"



3068-DL

Mercedes-Benz Sprinter
Straight partition with window, sliding door

Aluminum

Low Roof

84 lbs

1.5 hrs

Yes

7.25"

VAN PARTITIONS – STRAIGHT

VAN PARTITIONS



3068-FTH

Ford Transit

Straight partition with window, sliding door

Aluminum

High Roof

77 lbs

1.5 hrs

Yes

6.29"



3068-FTM

Ford Transit

Straight partition with window, sliding door

Aluminum

Medium Roof

84.2 lbs

1.5 hrs

Yes

6.29"



3068-RP

Ram ProMaster

Straight partition with window, sliding door

Aluminum

Standard / High Roof

76 lbs

1.5 hrs

Yes

6.26"

STRAIGHT MID POSITION



3015-DH

Mercedes-Benz Sprinter

Mid position straight safety partition

Aluminum

High Roof

59 lbs

1.2 hrs

No

2.5"



3025-DH

Mercedes-Benz Sprinter

Mid position straight safety partition with window

Aluminum

High Roof

66 lbs

1.2 hrs

No

2.5"

ACCESSORIES

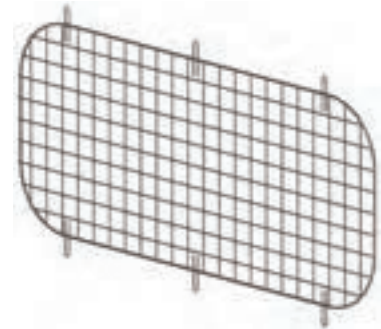


3024

Universal
Partition window with frame
for 3010

Aluminum

Universal
5 lbs
0.2 hr
No



3044

Universal
Grill for partition window
for 3020, 3025, 3068

Steel

Universal
2 lbs
0.5 hr
No

WALK THROUGH



C24-DH

Mercedes-Benz Sprinter
Straight walk through partition

Steel

High Roof
66 lbs
1 hr
No
7.5"



C24-DL

Mercedes-Benz Sprinter
Straight walk through partition

Steel

Low Roof
61 lbs
1 hr
No
7.5"

VAN PARTITIONS – STRAIGHT



C24-FTH

Ford Transit
Straight walk through partition

Steel

High Roof
65 lbs
1.2 hrs
Yes
4.76"



C24-FTL

Ford Transit
Straight walk through partition

Steel

Low Roof
48 lbs
1.2 hrs
Yes
4"



C24-FTM

Ford Transit
Straight walk through partition

Steel

Medium Roof
58 lbs
1.2 hrs
Yes
4.76"



C24-GS

Chevrolet Express, GMC Savana
Straight walk through partition

Steel

Standard Roof
46.5 lbs
1 hr
Yes
6.75"



C24-X

Ram ProMaster
Straight walk through partition

Steel

Standard / High Roof
70 lbs
1 hr
Yes
6.24"



VAN PARTITIONS – STRAIGHT





TRADE PACKAGES

Pre-engineered packages for a broad range of trades.



CHOICE

A range of steel and aluminum packages are available for each vehicle.



TRADE SPECIFIC

Packages are created with the specific trades in mind. Optimized for maximum productivity.



PERFECT FIT

Engineered to optimize space. Layout designed to ensure that all tools are well within reach.

TRADE PACKAGES

BOX TRUCK, STEP VAN & TRAILER P. 54

CHEVROLET

EXPRESS P. 61

FORD

TRANSIT P. 68

TRANSIT CONNECT P. 82

GMC

SAVANA P. 89

MERCEDES-BENZ

METRIS P. 96

SPRINTER P. 103

RAM

PROMASTER P. 114

PROMASTER CITY P. 121

Get more out of your work van: Ranger Design packages are designed specifically with your trade in mind. Our aim is to ensure that your most frequently used tools and equipment are well within reach.


Do you see a way that we can improve our packages? We appreciate your feedback! Contact our customer service team at **1-800-565-5321**.



BOX TRUCK STEP VAN & TRAILER



PACKAGES




BTS-10 CONTRACTOR

Steel	Short 10+	High Roof
211 lbs	2.8 hrs	Yes

Qty	Part	Description
1	6070	6" Hook, 3" opening, painted
1	N5-RS60-4	Steel shelving unit, 14" D x 60" W x 62" H
1	N5-RS96-4	Steel shelving unit, 14" D x 96" W x 62" H

Aisle space calculated for this package is based on an 84" wide box.



BTL-10 CONTRACTOR

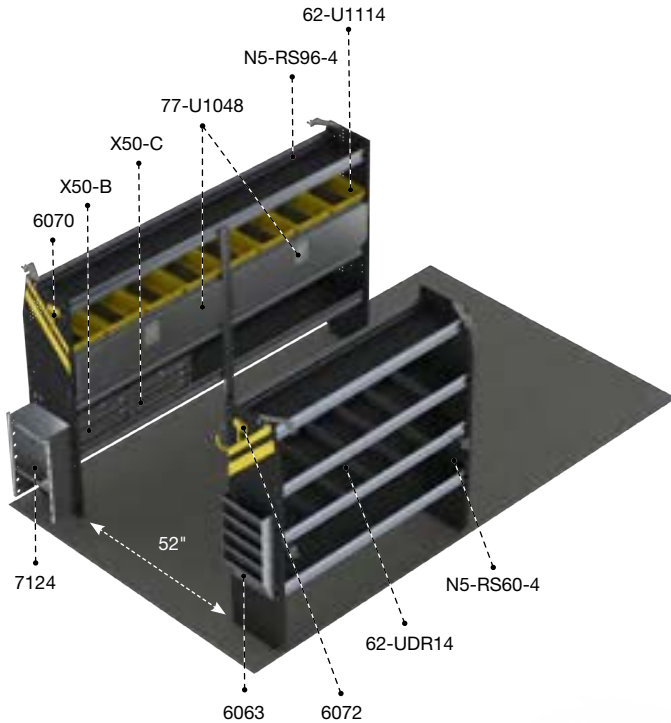
Steel	Long 14+	High Roof
266 lbs	3.8 hrs	Yes

Qty	Part	Description
1	6070	6" Hook, 3" opening, painted
3	N5-RS60-4	Steel shelving unit, 14" D x 60" W x 62" H

Aisle space calculated for this package is based on an 84" wide box.



BOX TRUCK STEP VAN & TRAILER



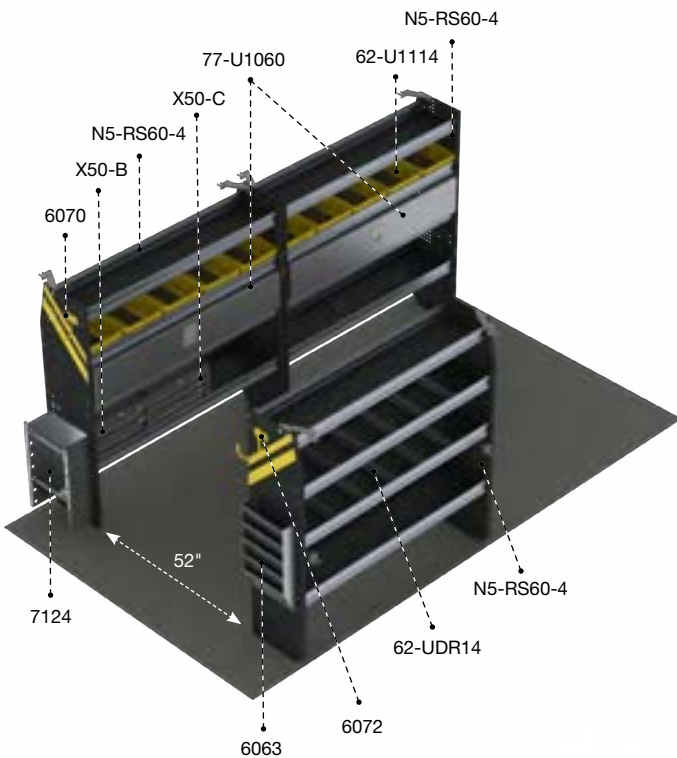
BTS-11
ELECTRICAL

Steel	Short 10+	High Roof
324 lbs	5.3 hrs	Yes

Qty	Part	Description
1	6063	Paper holder, extra deep, 5 slots
1	6070	6" Hook, 3" opening, painted
1	6072	8" Swivel hook, 4" opening, painted
8	62-U1114	14" Deep plastic bin
2	62-UDR14	Set of 5 dividers for a 14" shelf
1	7124	Reel holder with two 5/8" diameter rods
2	77-U1048	Adjustable shelving door unit - 45" W - for 48" & 96" shelves
1	N5-RS60-4	Steel shelving unit, 14" D x 60" W x 62" H
1	N5-RS96-4	Steel shelving unit, 14" D x 96" W x 62" H
1	X50-B	Compact 2-drawer unit
1	X50-C	Compact 3-drawer unit

Aisle space calculated for this package is based on an 84" wide box.

PACKAGES



BTL-11
ELECTRICAL

Steel	Long 14+	High Roof
386 lbs	6.3 hrs	Yes

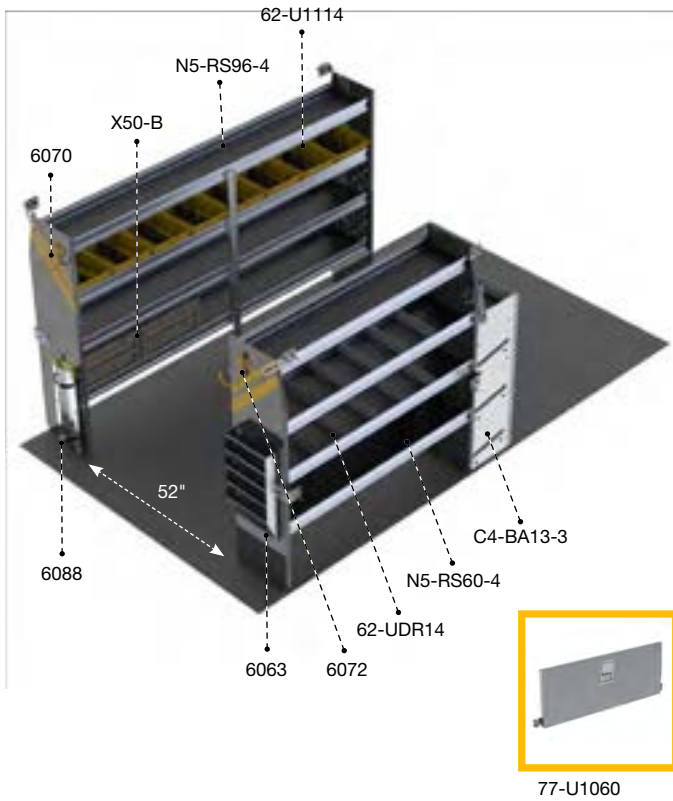
Qty	Part	Description
1	6063	Paper holder, extra deep, 5 slots
1	6070	6" Hook, 3" opening, painted
1	6072	8" Swivel hook, 4" opening, painted
10	62-U1114	14" Deep plastic bin
2	62-UDR14	Set of 5 dividers for a 14" shelf
1	7124	Reel holder with two 5/8" diameter rods
2	77-U1060	Adjustable shelving door unit - 57" W - for 60" shelves
3	N5-RS60-4	Steel shelving unit, 14" D x 60" W x 62" H
1	X50-B	Compact 2-drawer unit
1	X50-C	Compact 3-drawer unit

Aisle space calculated for this package is based on an 84" wide box.



BOX TRUCK STEP VAN & TRAILER

PACKAGES



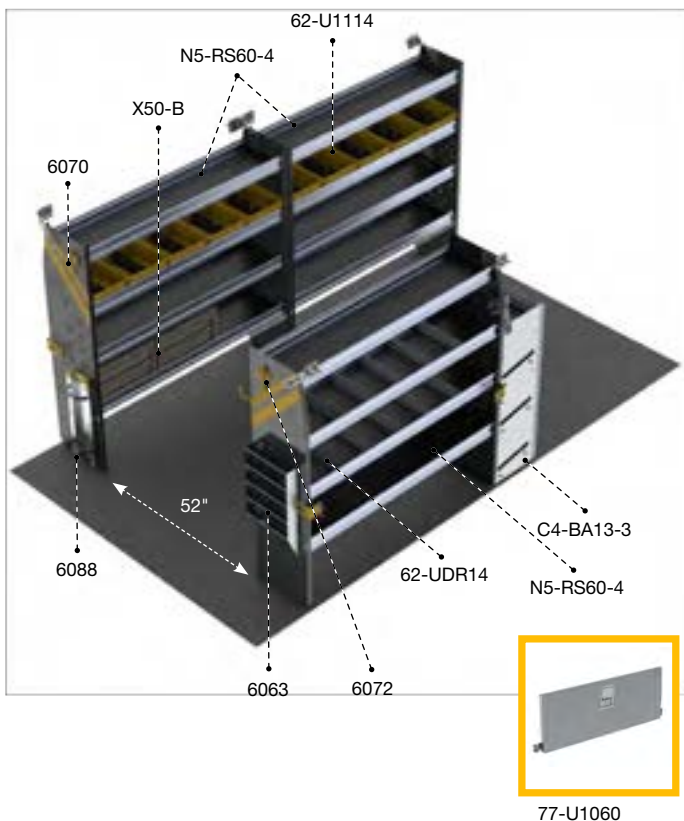
BTS-12 HVAC

Steel	Short 10+	High Roof
334 lbs	5.1 hrs	Yes

Qty	Part	Description
1	C4-BA13-3	3 Tier refrigerant rack for large bottles
1	6063	Paper holder, extra deep, 5 slots
1	6070	6" Hook, 3" opening, painted
1	6072	8" Swivel hook, 4" opening, painted
1	6088	Large aluminum bottle holder, with two black nylon straps
8	62-U1114	14" Deep plastic bin
2	62-UDR14	Set of 5 dividers for a 14" shelf
1	77-U1060	Adjustable shelving door unit - 57" W - for 60" shelves
1	N5-RS60-4	Steel shelving unit, 14" D x 60" W x 62" H
1	N5-RS96-4	Steel shelving unit, 14" D x 96" W x 62" H
2	X50-B	Compact 2-drawer unit

Aisle space calculated for this package is based on an 84" wide box.

Packages BTS-12 and BTL-12 are designed for boxes with side access. For boxes with no side access, it is recommended to reposition the C4-BA13-3 bottle rack.



BTL-12 HVAC

Steel	Long 14+	High Roof
393 lbs	6.1 hrs	Yes

Qty	Part	Description
1	C4-BA13-3	3 Tier refrigerant rack for large bottles
1	6063	Paper holder, extra deep, 5 slots
1	6070	6" Hook, 3" opening, painted
1	6072	8" Swivel hook, 4" opening, painted
1	6088	Large aluminum bottle holder, with two black nylon straps
10	62-U1114	14" Deep plastic bin
2	62-UDR14	Set of 5 dividers for a 14" shelf
1	77-U1060	Adjustable shelving door unit - 57" W - for 60" shelves
3	N5-RS60-4	Steel shelving units, 14" D x 60" W x 62" H
2	X50-B	Compact 2-drawer unit

Aisle space calculated for this package is based on an 84" wide box.



HVAC **BTL-12**

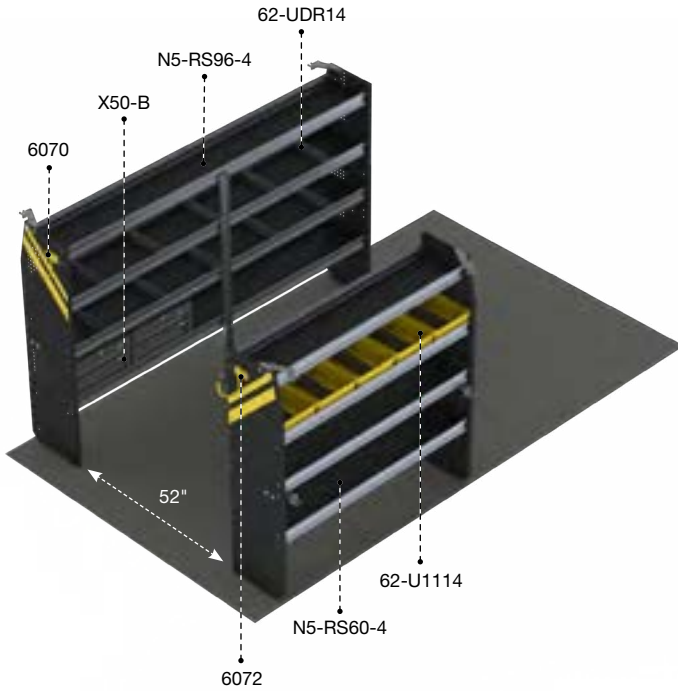
BOX TRUCK STEP VAN & TRAILER





BOX TRUCK STEP VAN & TRAILER

PACKAGES

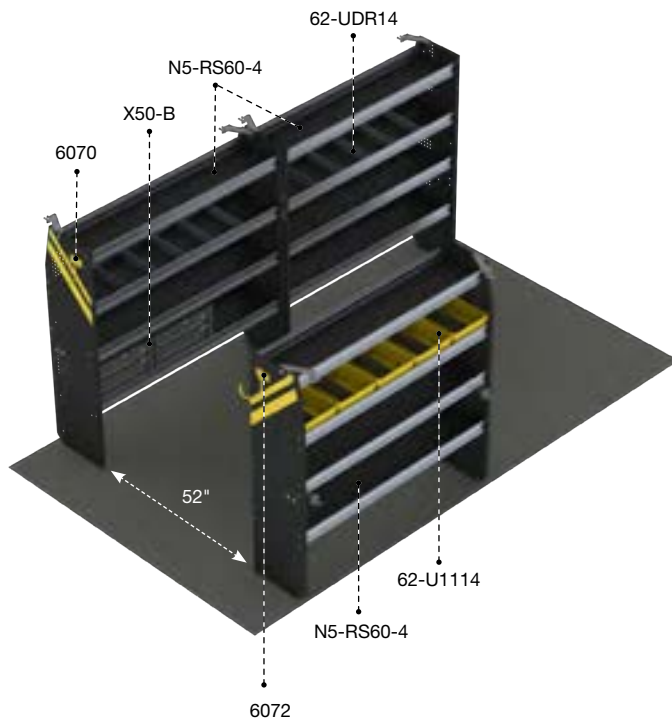


BTS-16 SERVICE

Steel	Short 10+	High Roof
281 lbs	3.6 hrs	Yes

Qty	Part	Description
1	6070	6" Hook, 3" opening, painted
1	6072	8" Swivel hook, 4" opening, painted
5	62-U1114	14" Deep plastic bin
2	62-UDR14	Set of 5 dividers for a 14" shelf
1	N5-RS60-4	Steel shelving unit, 14" D x 60" W x 62" H
1	N5-RS96-4	Steel shelving unit, 14" D x 96" W x 62" H
2	X50-B	Compact 2-drawer unit

Aisle space calculated for this package is based on an 84" wide box.



BTL-16 SERVICE

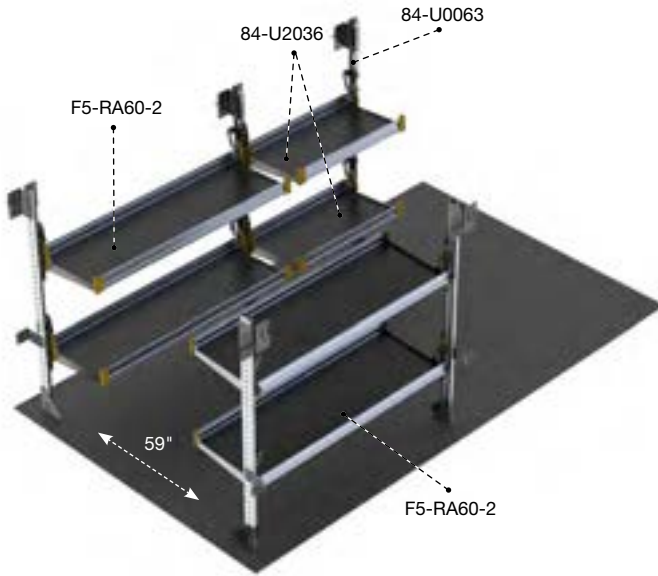
Steel	Long 14+	High Roof
336 lbs	4.6 hrs	Yes

Qty	Part	Description
1	6070	6" Hook, 3" opening, painted
1	6072	8" Swivel hook, 4" opening, painted
5	62-U1114	14" Deep plastic bin
2	62-UDR14	Set of 5 dividers for a 14" shelf
3	N5-RS60-4	Steel shelving units, 14" D x 60" W x 62" H
2	X50-B	Compact 2-drawer unit

Aisle space calculated for this package is based on an 84" wide box.



BOX TRUCK STEP VAN & TRAILER



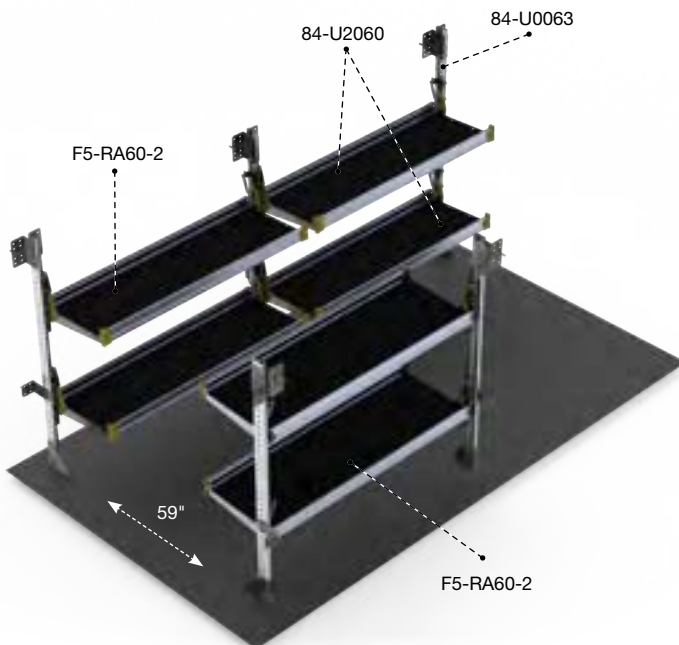
BTS-19
DELIVERY

Aluminum	Short 10+	High Roof
212 lbs	4.3 hrs	Yes

Qty	Part	Description
1	84-U0063	Post assembly for fold-away shelving 63"
2	84-U2036	Fold-away shelf tray, 20" D x 36" W
2	F5-RA60-2	Fold-away unit, 2 levels, 25" D x 60" W x 63" H

Aisle space calculated for this package is based on an 84" wide box.

PACKAGES



BTL-19
DELIVERY

Aluminum	Long 14+	High Roof
226 lbs	4.3 hrs	Yes

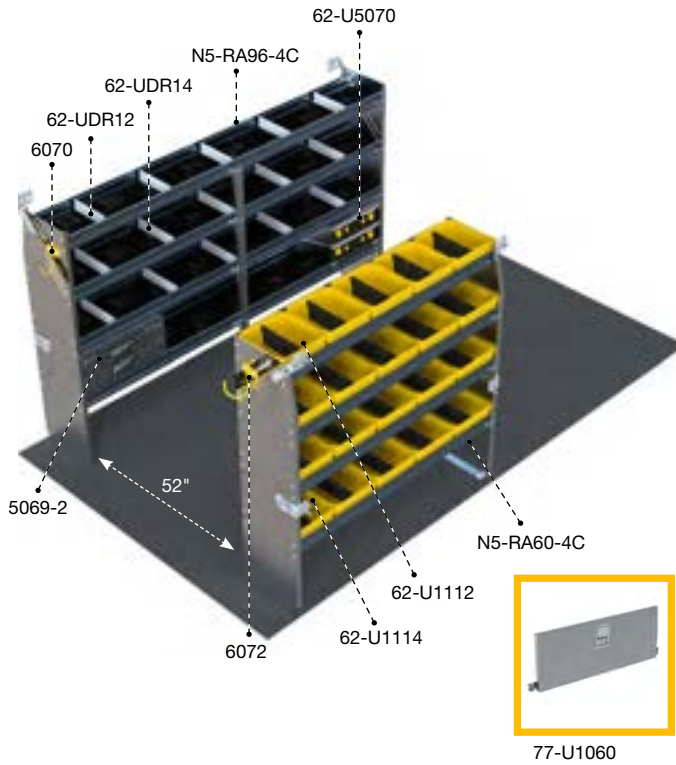
Qty	Part	Description
1	84-U0063	Post assembly for fold-away shelving 63"
2	84-U2060	Fold-away shelf tray, 60" W x 20" D
2	F5-RA60-2	Fold-away unit, 2 levels, 25" D x 60" W x 63" H

Aisle space calculated for this package is based on an 84" wide box.

BOX TRUCK STEP VAN & TRAILER



PACKAGES

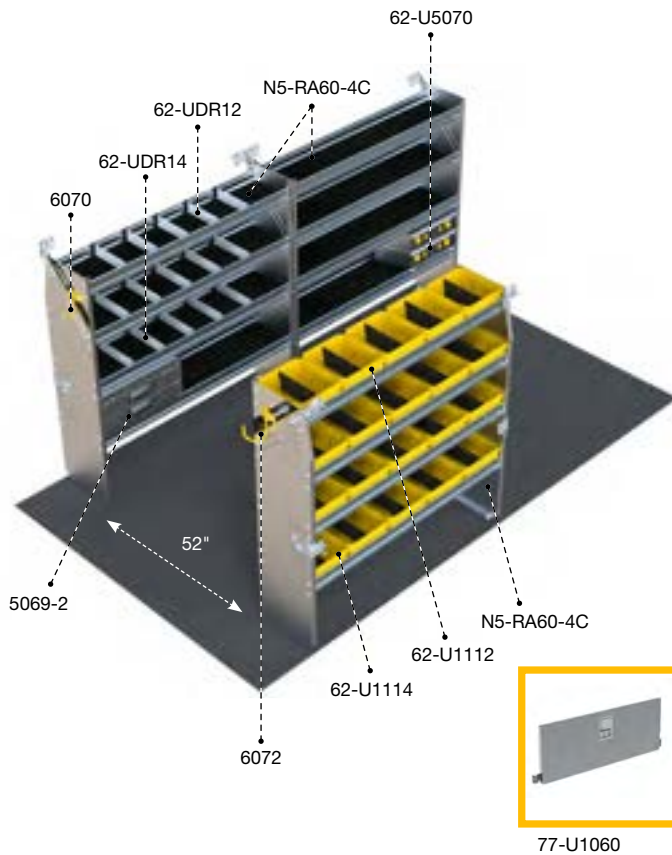


BTS-27 ALUMINUM

Aluminum	Short 10+	High Roof
246 lbs	4.6 hrs	Yes

Qty	Part	Description
1	5069-2	2 Drawer cabinet
2	62-U5070	Partskeeper carry case with holder
1	6070	6" Hook, 3" opening, painted
1	6072	8" Swivel hook, 4" opening, painted
5	62-U1112	12" Deep plastic bin
15	62-U1114	14" Deep plastic bin
1	62-UDR12	Set of 5 dividers for a 12" shelf
2	62-UDR14	Set of 5 dividers for a 14" shelf
1	77-U1060	Adjustable shelving door unit - 57" W - for 60" shelves
1	N5-RA60-4C	Composite Aluminum shelving unit, 60", 14"D x 60" W x 62"H
1	N5-RA96-4C	Composite Aluminum shelving unit, 96", 14"D x 96" W x 62"H

Aisle space calculated for this package is based on an 84" wide box.



BTL-27 ALUMINUM

Aluminum	Long 14+	High Roof
281 lbs	6.8 hrs	Yes

Qty	Part	Description
1	5069-2	2 Drawer cabinet
2	62-U5070	Partskeeper carry case with holder
1	6070	6" Hook, 3" opening, painted
1	6072	8" Swivel hook, 4" opening, painted
5	62-U1112	12" Deep plastic bin
15	62-U1114	14" Deep plastic bin
1	62-UDR12	Set of 5 dividers for a 12" shelf
2	62-UDR14	Set of 5 dividers for a 14" shelf
1	77-U1060	Adjustable shelving door unit - 57" W - for 60" shelves
3	N5-RA60-4C	Composite Aluminum shelving unit, 60", 14"D x 60" W x 62"H

Aisle space calculated for this package is based on an 84" wide box.



CHEVROLET EXPRESS

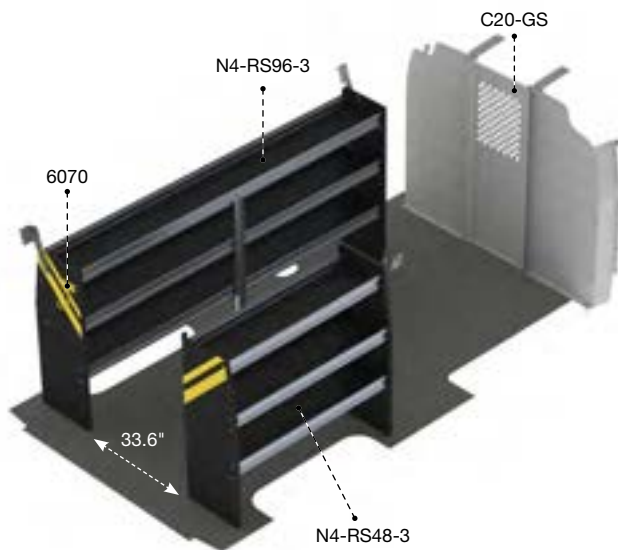


GSR-10 CONTRACTOR

Steel	135"	Standard
203 lbs	3.8 hrs	Yes

Qty	Part	Description
1	6070	6" Hook, 3" opening, painted
1	C20-GS	Straight steel partition with perforated window, no access
1	N4-RS48-3	Steel shelving unit, 14" D x 48" W x 44.5" H
1	N4-RS84-3	Steel shelving unit, 14" D x 84" W x 44.5" H

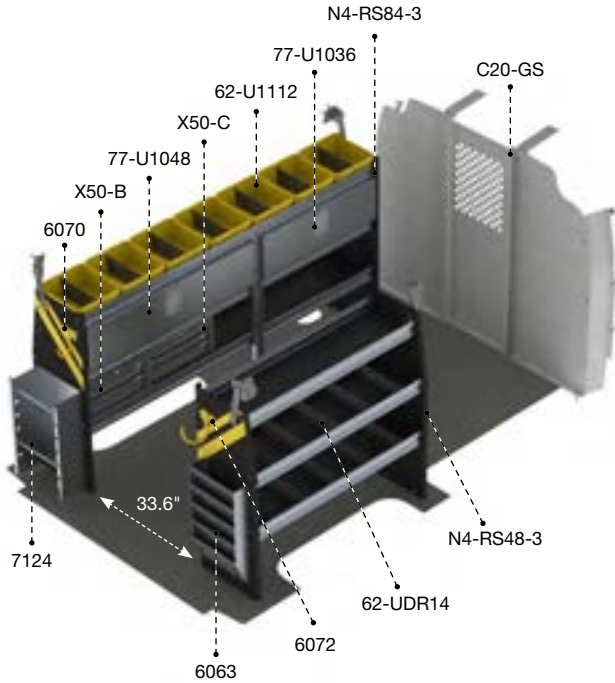
PACKAGES



GSL-10 CONTRACTOR

Steel	155"	Standard
211 lbs	3.8 hrs	Yes

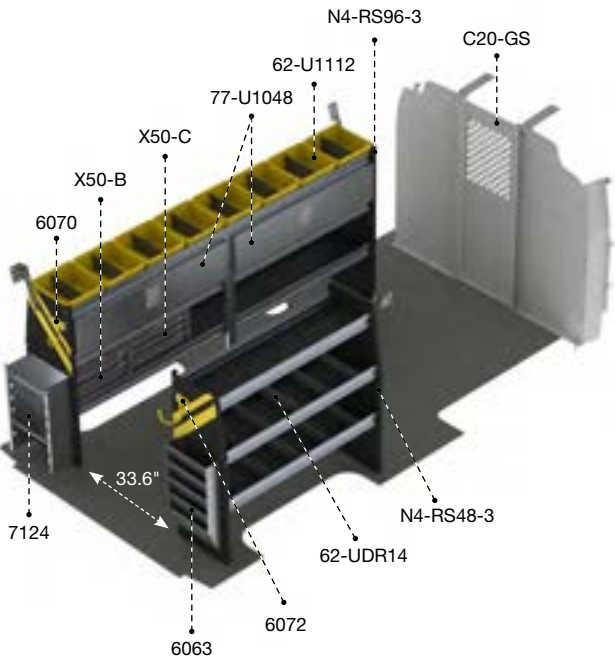
Qty	Part	Description
1	6070	6" Hook, 3" opening, painted
1	C20-GS	Straight steel partition with perforated window, no access
1	N4-RS48-3	Steel shelving unit, 14" D x 48" W x 44.5" H
1	N4-RS96-3	Steel shelving unit, 14" D x 96" W x 44.5" H



GSR-11 ELECTRICAL

	Steel		135"		Standard
	311 lbs		6.3 hrs		Yes

Qty	Part	Description
1	6063	Paper holder, extra deep, 5 slots
1	6070	6" Hook, 3" opening, painted
1	6072	8" Swivel hook, 4" opening, painted
1	7124	Reel holder with two 5/8" diameter rods
7	62-U1112	12" deep plastic bin
2	62-UDR14	Set of 5 dividers for a 14" Shelf
1	77-U1036	Adjustable shelving door unit - 33" W - for 36" & 72" shelves
1	77-U1048	Adjustable shelving door unit - 45" W - for 48" & 96" shelves
1	C20-GS	Straight steel partition with perforated window, no access
1	N4-RS48-3	Steel shelving unit, 14" D x 48" W x 44.5" H
1	N4-RS84-3	Steel shelving unit, 14" D x 84" W x 44.5" H
1	X50-B	Compact 2-drawer unit
1	X50-C	Compact 3-drawer unit



GSL-11 ELECTRICAL

	Steel		155"		Standard
	322 lbs		6.3 hrs		Yes

Qty	Part	Description
1	6063	Paper holder, extra deep, 5 slots
1	6070	6" Hook, 3" opening, painted
1	6072	8" Swivel hook, 4" opening, painted
1	7124	Reel holder with two 5/8" diameter rods
8	62-U1112	12" deep plastic bin
2	62-UDR14	Set of 5 dividers for a 14" Shelf
2	77-U1048	Adjustable shelving door unit - 45" W - for 48" & 96" shelves
1	C20-GS	Straight steel partition with perforated window, no access
1	N4-RS48-3	Steel shelving unit, 14" D x 48" W x 44.5" H
1	N4-RS96-3	Steel shelving unit, 14" D x 96" W x 44.5" H
1	X50-B	Compact 2-drawer unit
1	X50-C	Compact 3-drawer unit



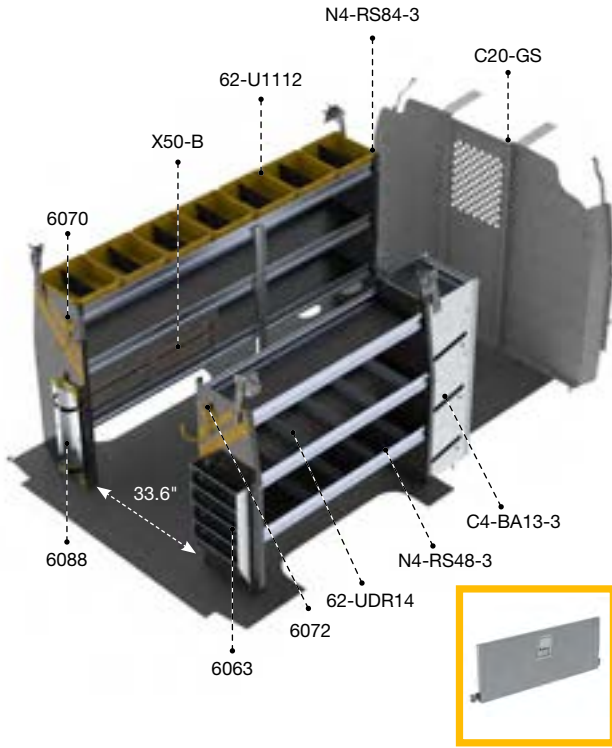
ELECTRICAL **GSR-11**

CHEVROLET **EXPRESS**





PACKAGES

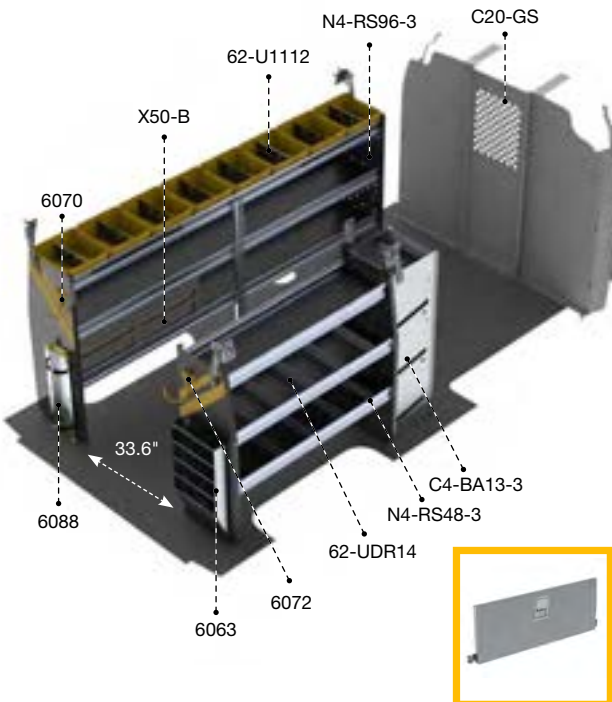


77-U1048

GSR-12 HVAC

Steel	135"	Standard
320 lbs	6.1 hrs	Yes

Qty	Part	Description
1	C4-BA13-3	3 Tier refrigerant rack for large bottles
1	6063	Paper holder, extra deep, 5 slots
1	6070	6" Hook, 3" opening, painted
1	6072	8" Swivel hook, 4" opening, painted
1	6088	Large aluminum bottle holder, with two black nylon straps
7	62-U1112	12" deep plastic bin
2	62-UDR14	Set of 5 dividers for a 14" Shelf
1	77-U1048	Adjustable shelving door unit - 45" W - for 48" & 96" shelves
1	C20-GS	Straight steel partition with perforated window, no access
1	N4-RS48-3	Steel shelving unit, 14" D x 48" W x 44.5" H
1	N4-RS84-3	Steel shelving unit, 14" D x 84" W x 44.5" H
2	X50-B	Compact 2-drawer unit



77-U1048

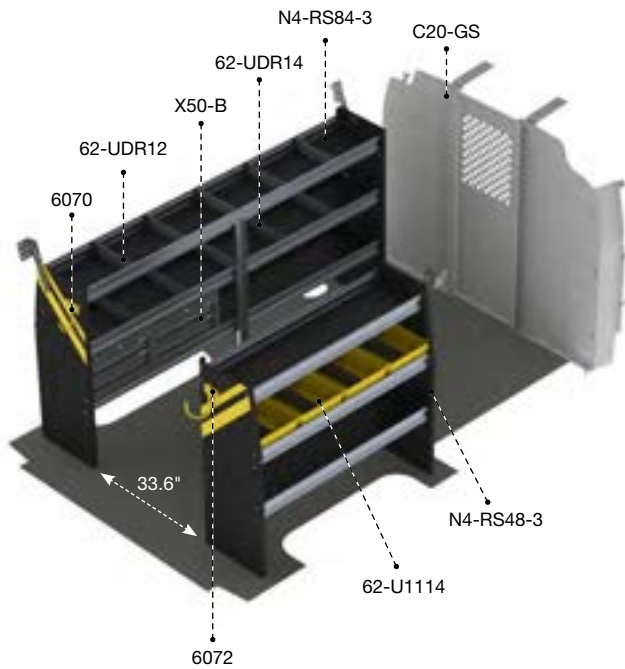
GSL-12 HVAC

Steel	155"	Standard
330 lbs	6.1 hrs	Yes

Qty	Part	Description
1	C4-BA13-3	3 Tier refrigerant rack for large bottles
1	6063	Paper holder, extra deep, 5 slots
1	6070	6" Hook, 3" opening, painted
1	6072	8" Swivel hook, 4" opening, painted
1	6088	Large aluminum bottle holder, with two black nylon straps
8	62-U1112	12" deep plastic bin
2	62-UDR14	Set of 5 dividers for a 14" Shelf
1	77-U1048	Adjustable shelving door unit - 45" W - for 48" & 96" shelves
1	C20-GS	Straight steel partition with perforated window, no access
1	N4-RS48-3	Steel shelving unit, 14" D x 48" W x 44.5" H
1	N4-RS96-3	Steel shelving unit, 14" D x 96" W x 44.5" H
2	X50-B	Compact 2-drawer unit



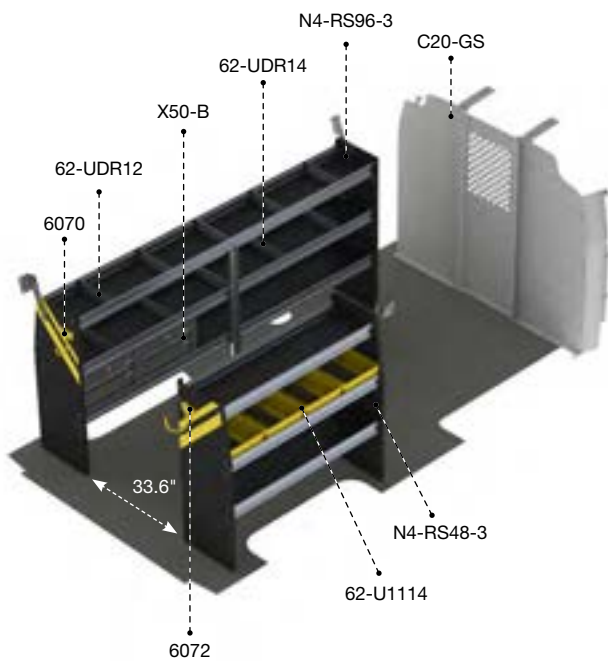
CHEVROLET EXPRESS



GSR-16
SERVICE

Steel	135"	Standard
270 lbs	4.6 hrs	Yes

Qty	Part	Description
1	6070	6" Hook, 3" opening, painted
1	6072	8" Swivel hook, 4" opening, painted
4	62-U1114	14" deep plastic bin
1	62-UDR12	Set of 5 dividers for a 12" Shelf
1	62-UDR14	Set of 5 dividers for a 14" Shelf
1	C20-GS	Straight steel partition with perforated window, no access
1	N4-RS48-3	Steel shelving unit, 14" D x 48" W x 44.5" H
1	N4-RS84-3	Steel shelving unit, 14" D x 84" W x 44.5" H
2	X50-B	Compact 2-drawer unit



GSL-16
SERVICE

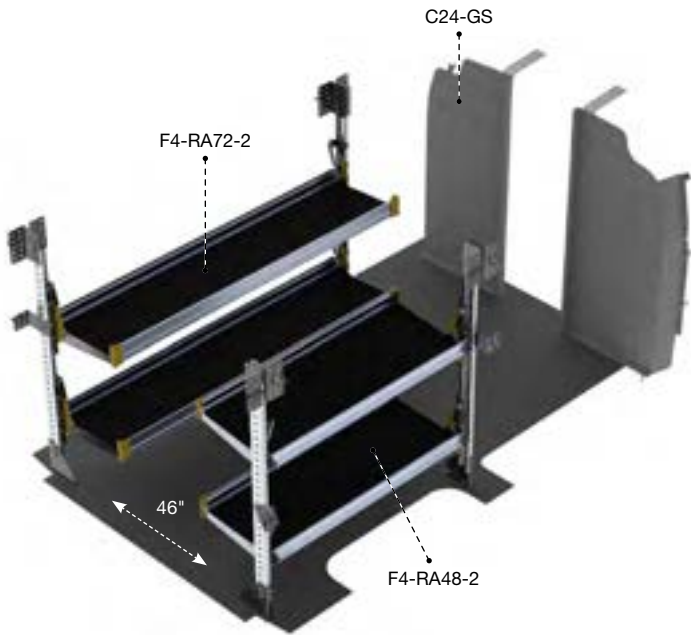
Steel	155"	Standard
278 lbs	4.6 hrs	Yes

Qty	Part	Description
1	6070	6" Hook, 3" opening, painted
1	6072	8" Swivel hook, 4" opening, painted
4	62-U1114	14" deep plastic bin
1	62-UDR12	Set of 5 dividers for a 12" Shelf
1	62-UDR14	Set of 5 dividers for a 14" Shelf
1	C20-GS	Straight steel partition with perforated window, no access
1	N4-RS48-3	Steel shelving unit, 14" D x 48" W x 44.5" H
1	N4-RS96-3	Steel shelving unit, 14" D x 96" W x 44.5" H
2	X50-B	Compact 2-drawer unit

CHEVROLET EXPRESS



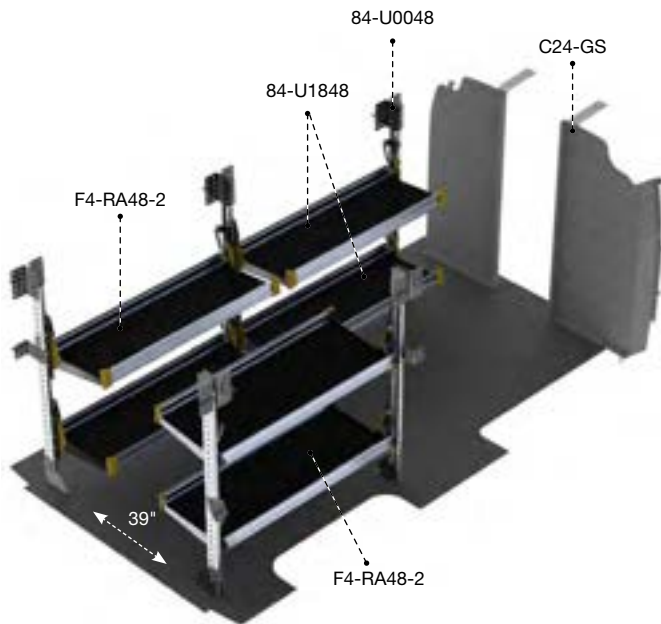
PACKAGES



GSR-19 DELIVERY

Aluminum	135"	Standard
195 lbs	4.2 hrs	Yes

Qty	Part	Description
1	C24-GS	Straight walk through steel partition
1	F4-RA72-2	Fold-away unit, 2 levels, 22" D x 72" W x 47" H
1	F4-RA48-2	Fold-away unit, 2 levels, 22" D x 48" W x 47" H



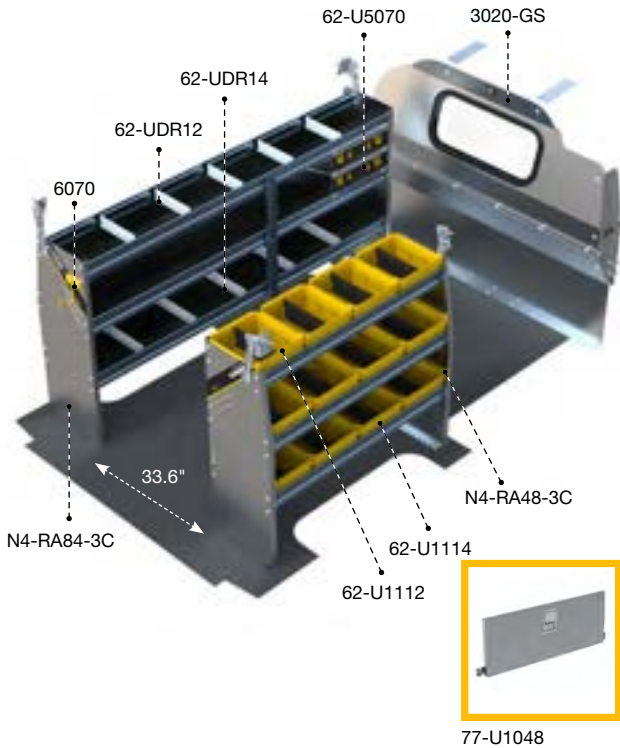
GSL-19 DELIVERY

Aluminum	155"	Standard
239 lbs	5.3 hrs	Yes

Qty	Part	Description
1	84-U0048	Post assembly for fold-away shelving, 48"
2	84-U1848	Fold-away shelf tray, 18" D x 48" W
1	C24-GS	Straight walk through steel partition
2	F4-RA48-2	Fold-away unit, 2 levels, 22" D x 48" W x 47" H



CHEVROLET EXPRESS

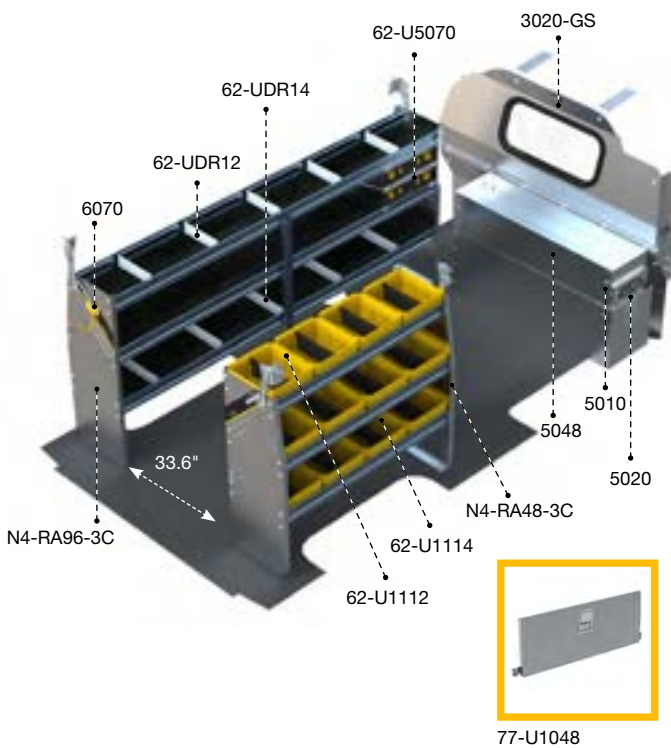


GSR-27
ALUMINUM

Aluminum	135"	Standard
205 lbs	4.4 hrs	Yes

Qty	Part	Description
1	3020-GS	Countoured safety partition with glass window
2	62-U5070	Partskeeper carry case with holder
1	6070	6" Hook, 3" opening, painted
4	62-U1112	12" deep plastic bin
8	62-U1114	14" deep plastic bin
1	62-UDR12	Set of 5 dividers for a 12" Shelf
1	62-UDR14	Set of 5 dividers for a 14" Shelf
1	77-U1048	Adjustable shelving door unit - 45" W - for 48" & 96" shelves
1	N4-RA48-3C	Composite Aluminum shelving unit, 14" D x 48" W x 44.5" H
1	N4-RA84-3C	Composite Aluminum shelving unit, 14" D x 84" W x 44.5" H

PACKAGES

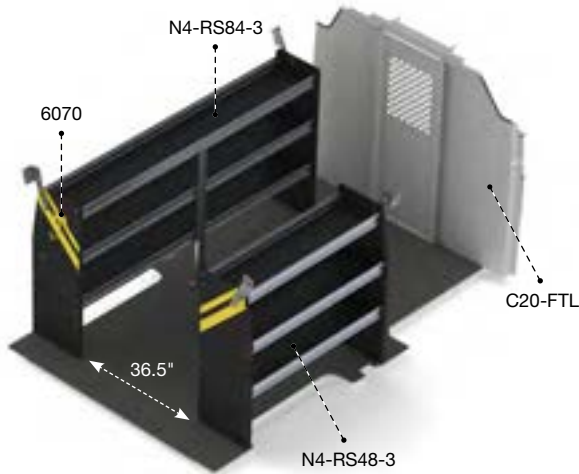


GSL-27
ALUMINUM







Aluminum	155"	Standard
311 lbs	6.1 hrs	Yes

Qty	Part	Description
1	3020-GS	Countoured safety partition with glass window
1	5010	Partslider drawer 48" D
1	5020	Tool Drawer 48" D x 14" W x 16" H
1	5048	Top edge
2	62-U5070	Partskeeper carry case with holder
1	6070	6" Hook, 3" opening, painted
4	62-U1112	12" deep plastic bin
8	62-U1114	14" deep plastic bin
1	62-UDR12	Set of 5 dividers for a 12" Shelf
1	62-UDR14	Set of 5 dividers for a 14" Shelf
1	77-U1048	Adjustable shelving door unit - 45" W - for 48" & 96" shelves
1	N4-RA48-3C	Composite Aluminum shelving unit, 14" D x 48" W x 44.5" H
1	N4-RA96-3C	Composite Aluminum shelving unit, 14" D x 96" W x 44.5" H

FORD TRANSIT









FTL-10 CONTRACTOR

 Steel	 130", 148"	 Low Roof
 206 lbs	 3.3 hrs	 Yes


Qty	Part #	Description
1	6070	6" Hook, 3" opening, painted
1	C20-FTL	Straight steel partition with perforated window, no access
1	N4-RS48-3	Steel shelving unit, 14" D x 48" W x 44.5" H
1	N4-RS84-3	Steel shelving unit, 14" D x 84" W x 44.5" H



FTR-10 CONTRACTOR

 Steel	 130"	 Medium Roof
 268 lbs	 3.8 hrs	 Yes

Qty	Part #	Description
1	6070	6" Hook, 3" opening, painted
1	C20-FTM	Straight steel partition with perforated window, no access
1	N5-RS48-4	Steel shelving unit, 14" D x 48" W x 62" H
1	N5-RS84-4	Steel shelving unit, 14" D x 84" W x 62" H




FTM-10 CONTRACTOR

Steel	148"	Medium Roof
288 lbs	3.8 hrs	Yes

Qty	Part #	Description
1	6070	6" Hook, 3" opening, painted
1	C20-FTM	Straight steel partition with perforated window, no access
1	N5-RS60-4	Steel shelving unit, 14" D x 60" W x 62" H
1	N5-RS96-4	Steel shelving unit, 14" D x 96" W x 62" H


PACKAGES



FTH-10 CONTRACTOR

Steel	148", 148" Ext.	High Roof
303 lbs	3.8 hrs	Yes


Qty	Part #	Description
1	6070	6" Hook, 3" opening, painted
1	C20-FTH	Straight steel partition with perforated window, no access
1	N5-RS60-4	Steel shelving unit, 14" D x 60" W x 62" H
1	N5-RS96-4	Steel shelving unit, 14" D x 96" W x 62" H



FTL-11 ELECTRICAL

	Steel		130", 148"		Low Roof
	314 lbs		5.8 hrs		Yes

Qty	Part #	Description
1	6063	Paper holder, extra deep, 5 slots
1	6070	6" Hook, 3" opening, painted
1	6072	8" Swivel hook, 4" opening, painted
7	62-U1112	12" Deep plastic bin
2	62-UDR14	Set of 5 dividers for a 14" shelf
1	7124	Reel holder with two 5/8" diameter rods
1	77-U1036	Adjustable shelving door unit - 33" W - for 36" and 72" shelves
1	77-U1048	Adjustable shelving door unit - 45" W - for 48" and 96" shelves
1	C20-FTL	Straight steel partition with perforated window, no access
1	N4-RS48-3	Steel shelving unit, 14"D x 48" W x 44.5"H
1	N4-RS84-3	Steel shelving unit, 14"D x 84" W x 44.5"H
1	X50-B	Compact 2-drawer unit
1	X50-C	Compact 3-drawer unit



FTR-11 ELECTRICAL

	Steel		130"		Medium Roof
	377 lbs		6.3 hrs		Yes

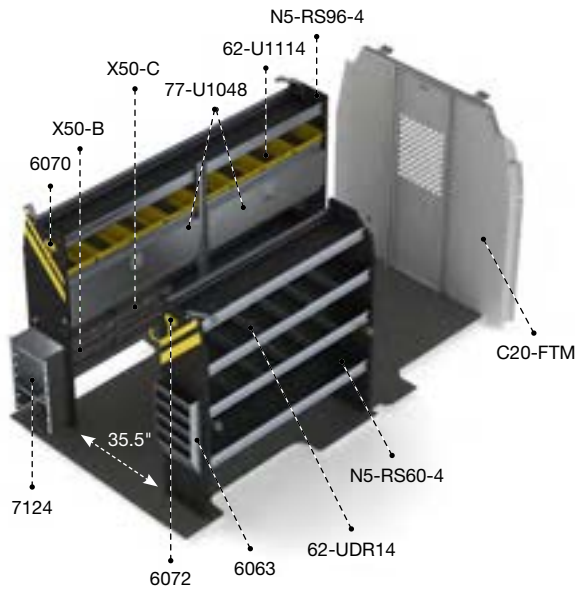
Qty	Part #	Description
1	6063	Paper holder, extra deep, 5 slots
1	6070	6" Hook, 3" opening, painted
1	6072	8" Swivel hook, 4" opening, painted
7	62-U1114	14" Deep plastic bin
2	62-UDR14	Set of 5 dividers for a 14" shelf
1	7124	Reel holder with two 5/8" diameter rods
1	77-U1036	Adjustable shelving door unit - 33" W - for 36" and 72" shelves
1	77-U1048	Adjustable shelving door unit - 45" W - for 48" and 96" shelves
1	C20-FTM	Straight steel partition with perforated window, no access
1	N5-RS48-4	Steel shelving unit, 14"D x 48" W x 62"H
1	N5-RS84-4	Steel shelving unit, 14"D x 84" W x 62"H
1	X50-B	Compact 2-drawer unit
1	X50-C	Compact 3-drawer unit



ELECTRICAL FTM-11

FORD TRANSIT

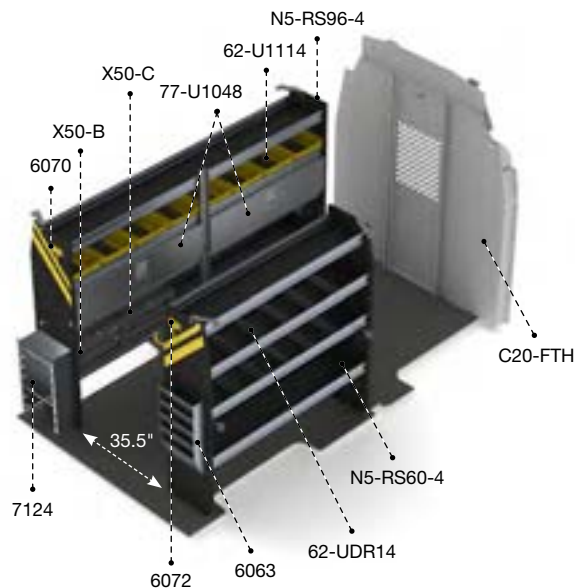




FTM-11 ELECTRICAL

	Steel		148"		Medium Roof
	401 lbs		6.3 hrs		Yes

Qty	Part #	Description
1	6063	Paper holder, extra deep, 5 slots
1	6070	6" Hook, 3" opening, painted
1	6072	8" Swivel hook, 4" opening, painted
8	62-U1114	14" Deep plastic bin
2	62-UDR14	Set of 5 dividers for a 14" shelf
1	7124	Reel holder with two 5/8" diameter rods
2	77-U1048	Adjustable shelving door unit - 45" W - for 48" and 96" shelves
1	C20-FTM	Straight steel partition with perforated window, no access
1	N5-RS60-4	Steel shelving unit, 14"D x 60" W x 62" H
1	N5-RS96-4	Steel shelving unit, 14"D x 96" W x 62" H
1	X50-B	Compact 2-drawer unit
1	X50-C	Compact 3-drawer unit



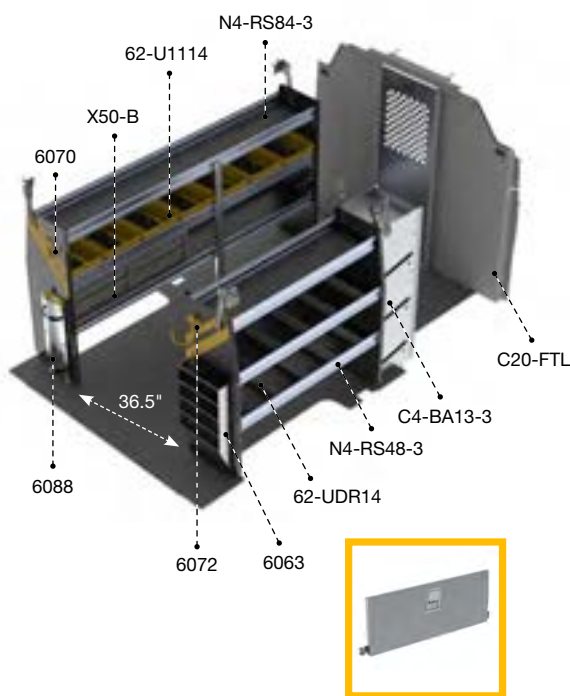
FTH-11 ELECTRICAL

	Steel		148", 148" Ext.		High Roof
	416 lbs		6.3 hrs		Yes

Qty	Part #	Description
1	6063	Paper holder, extra deep, 5 slots
1	6070	6" Hook, 3" opening, painted
1	6072	8" Swivel hook, 4" opening, painted
8	62-U1114	14" Deep plastic bin
2	62-UDR14	Set of 5 dividers for a 14" shelf
1	7124	Reel holder with two 5/8" diameter rods
2	77-U1048	Adjustable shelving door unit - 45" W - for 48" and 96" shelves
1	C20-FTH	Straight steel partition with perforated window, no access
1	N5-RS60-4	Steel shelving unit, 14"D x 60" W x 62" H
1	N5-RS96-4	Steel shelving unit, 14"D x 96" W x 62" H
1	X50-B	Compact 2-drawer unit
1	X50-C	Compact 3-drawer unit



FORD TRANSIT



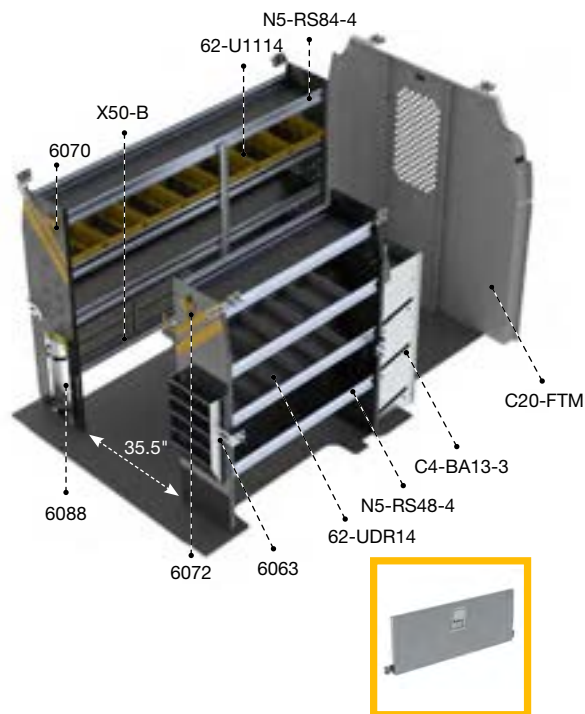
77-U1048

FTL-12 HVAC

Steel	130", 148"	Low Roof
325 lbs	5.6 hrs	Yes

Qty	Part #	Description
1	C4-BA13-3	3 Tier refrigerant rack for large bottles
1	6063	Paper holder, extra deep, 5 slots
1	6070	6" Hook, 3" opening, painted
1	6072	8" Swivel hook, 4" opening, painted
1	6088	Large aluminum bottle holder, with two black nylon straps
7	62-U1114	14" Deep plastic bin
2	62-UDR14	Set of 5 dividers for a 14" shelf
1	77-U1048	Adjustable shelving door unit - 45" W - for 48" & 96" shelves
1	C20-FTL	Straight steel partition with perforated window, no access
1	N4-RS48-3	Steel shelving unit, 14" D x 48" W x 44.5" H
1	N4-RS84-3	Steel shelving unit, 14" D x 84" W x 44.5" H
2	X50-B	Compact 2-drawer unit

PACKAGES

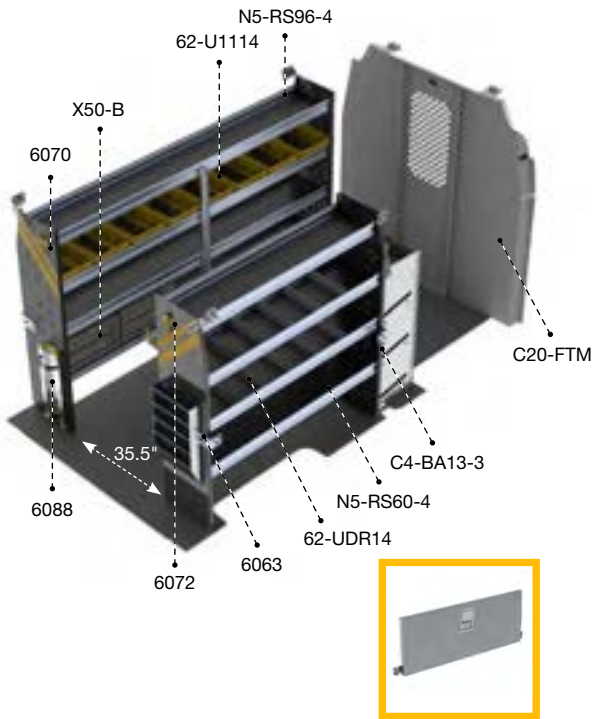


77-U1048

FTR-12 HVAC

Steel	130"	Medium Roof
387 lbs	6.1 hrs	Yes

Qty	Part #	Description
1	C4-BA13-3	3 Tier refrigerant rack for large bottles
1	6063	Paper holder, extra deep, 5 slots
1	6070	6" Hook, 3" opening, painted
1	6072	8" Swivel hook, 4" opening, painted
1	6088	Large aluminum bottle holder, with two black nylon straps
7	62-U1114	14" Deep plastic bin
2	62-UDR14	Set of 5 dividers for a 14" shelf
1	77-U1048	Adjustable shelving door unit - 45" W - for 48" & 96" shelves
1	C20-FTM	Straight steel partition with perforated window, no access
1	N5-RS48-4	Steel shelving unit, 14" D x 48" W x 62" H
1	N5-RS84-4	Steel shelving unit, 14" D x 84" W x 62" H
2	X50-B	Compact 2-drawer unit



77-U1060

FTM-12

HVAC

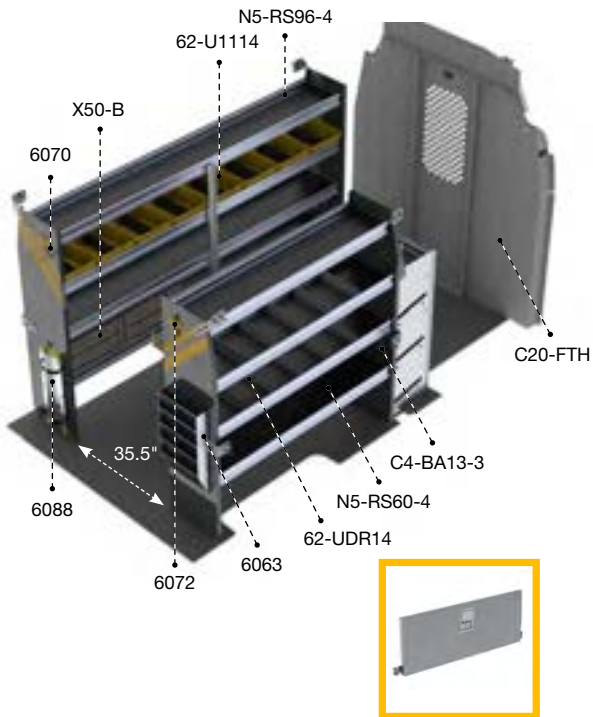
	Steel		148"		Medium Roof
	411 lbs		6.1 hrs		Yes

Qty	Part #	Description
1	C4-BA13-3	3 Tier refrigerant rack for large bottles
1	6063	Paper holder, extra deep, 5 slots
1	6070	6" Hook, 3" opening, painted
1	6072	8" Swivel hook, 4" opening, painted
1	6088	Large aluminum bottle holder, with two black nylon straps
8	62-U1114	14" Deep plastic bin
2	62-UDR14	Set of 5 dividers for a 14" shelf
1	77-U1060	Adjustable shelving door unit - 57" W - for 60" shelves
1	C20-FTM	Straight steel partition with perforated window, no access
1	N5-RS60-4	Steel shelving unit, 14"D x 60" W x 62" H
1	N5-RS96-4	Steel shelving unit, 14"D x 96" W x 62" H
2	X50-B	Compact 2-drawer unit

FTH-12

HVAC

	Steel		148", 148" Ext.		High Roof
	426 lbs		6.1 hrs		Yes

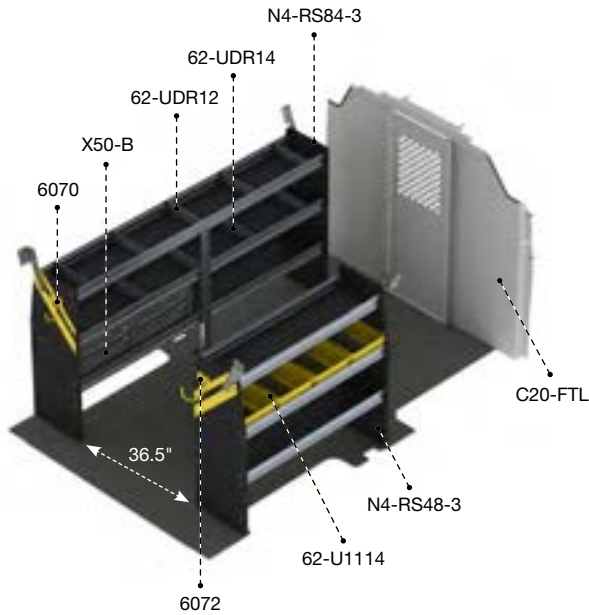


77-U1060

Qty	Part #	Description
1	C4-BA13-3	3 Tier refrigerant rack for large bottles
1	6063	Paper holder, extra deep, 5 slots
1	6070	6" Hook, 3" opening, painted
1	6072	8" Swivel hook, 4" opening, painted
1	6088	Large aluminum bottle holder, with two black nylon straps
8	62-U1114	14" Deep plastic bin
2	62-UDR14	Set of 5 dividers for a 14" shelf
1	77-U1060	Adjustable shelving door unit - 57" W - for 60" shelves
1	C20-FTH	Straight steel partition with perforated window, no access
1	N5-RS60-4	Steel shelving unit, 14"D x 60" W x 62" H
1	N5-RS96-4	Steel shelving unit, 14"D x 96" W x 62" H
2	X50-B	Compact 2-drawer unit



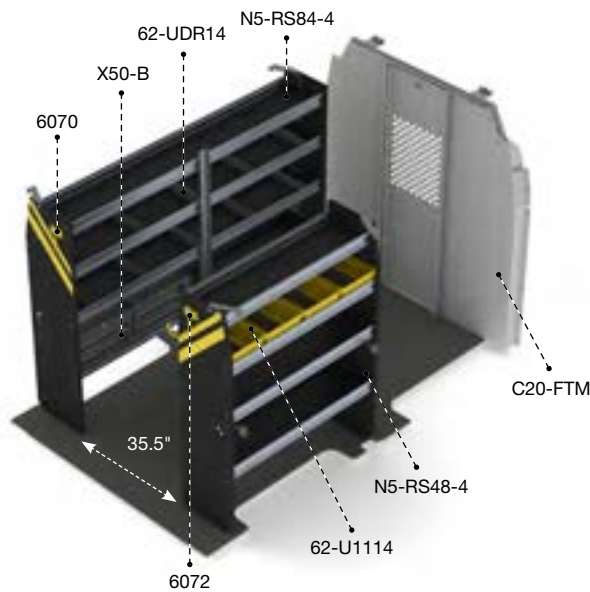
FORD TRANSIT



FTL-16 SERVICE

Steel	130", 148"	Low Roof
273 lbs	4.1 hrs	Yes

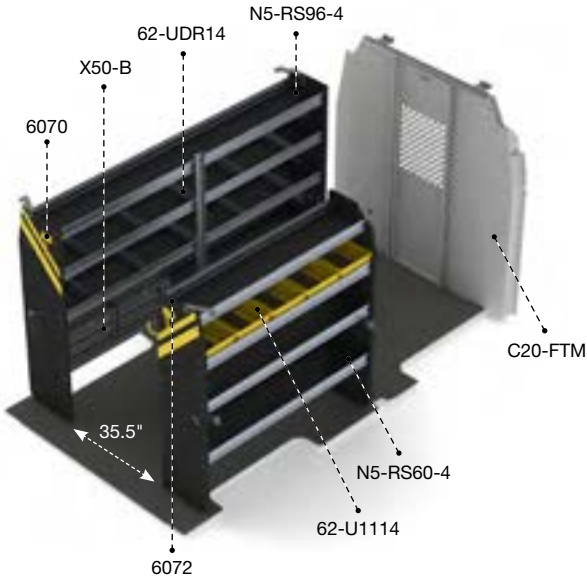
Qty	Part #	Description
1	6070	6" Hook, 3" opening, painted
1	6072	8" Swivel hook, 4" opening, painted
4	62-U1114	14" Deep plastic bin
1	62-UDR12	Set of 5 dividers for a 12" shelf
1	62-UDR14	Set of 5 dividers for a 14" shelf
1	C20-FTL	Straight steel partition with perforated window, no access
1	N4-RS48-3	Steel shelving unit, 14" D x 48" W x 44.5" H
1	N4-RS84-3	Steel shelving unit, 14" D x 84" W x 44.5" H
2	X50-B	Compact 2-drawer unit



FTR-16 SERVICE

Steel	130"	Medium Roof
336 lbs	4.6 hrs	Yes

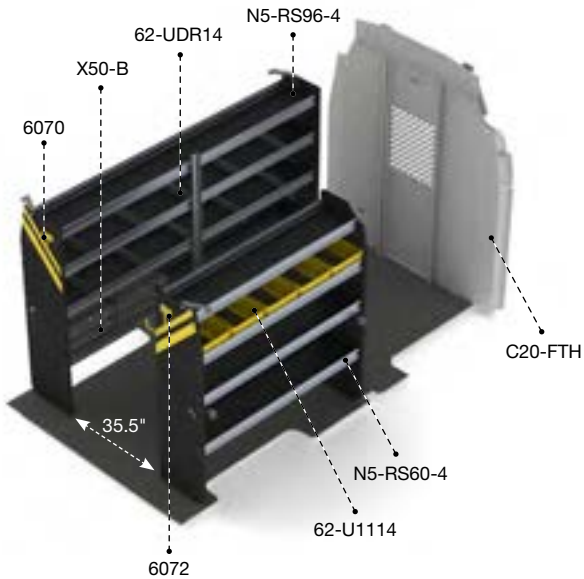
Qty	Part #	Description
1	6070	6" Hook, 3" opening, painted
1	6072	8" Swivel hook, 4" opening, painted
4	62-U1114	14" Deep plastic bin
2	62-UDR14	Set of 5 dividers for a 14" shelf
1	C20-FTM	Straight steel partition with perforated window, no access
1	N5-RS48-4	Steel shelving unit, 14" D x 48" W x 62" H
1	N5-RS84-4	Steel shelving unit, 14" D x 84" W x 62" H
2	X50-B	Compact 2-drawer unit



FTM-16 SERVICE

Steel	148"	Medium Roof
358 lbs	4.6 hrs	Yes

Qty	Part #	Description
1	6070	6" Hook, 3" opening, painted
1	6072	8" Swivel hook, 4" opening, painted
5	62-U1114	14" Deep plastic bin
2	62-UDR14	Set of 5 dividers for a 14" shelf
1	C20-FTM	Straight steel partition with perforated window, no access
1	N5-RS60-4	Steel shelving unit, 14" D x 60" W x 62" H
1	N5-RS96-4	Steel shelving unit, 14" D x 96" W x 62" H
2	X50-B	Compact 2-drawer unit



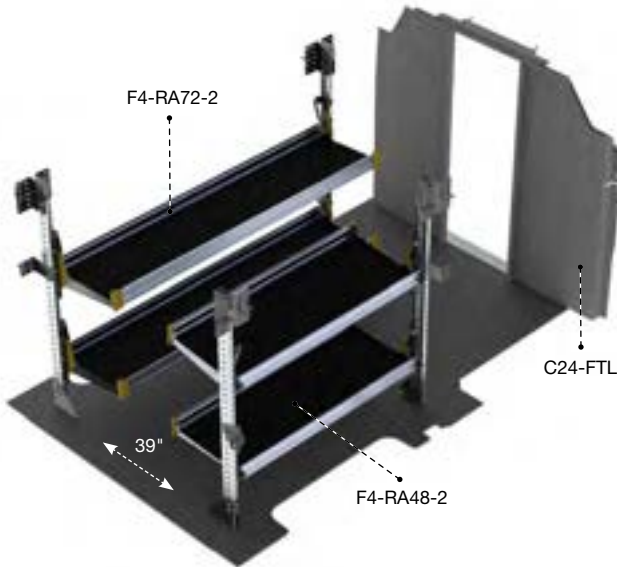
FTH-16 SERVICE

Steel	148", 148" Ext.	High Roof
373 lbs	4.6 hrs	Yes

Qty	Part #	Description
1	6070	6" Hook, 3" opening, painted
1	6072	8" Swivel hook, 4" opening, painted
5	62-U1114	14" Deep plastic bin
2	62-UDR14	Set of 5 dividers for a 14" shelf
1	C20-FTH	Straight steel partition with perforated window, no access
1	N5-RS60-4	Steel shelving unit, 14" D x 60" W x 62" H
1	N5-RS96-4	Steel shelving unit, 14" D x 96" W x 62" H
2	X50-B	Compact 2-drawer unit



FORD TRANSIT

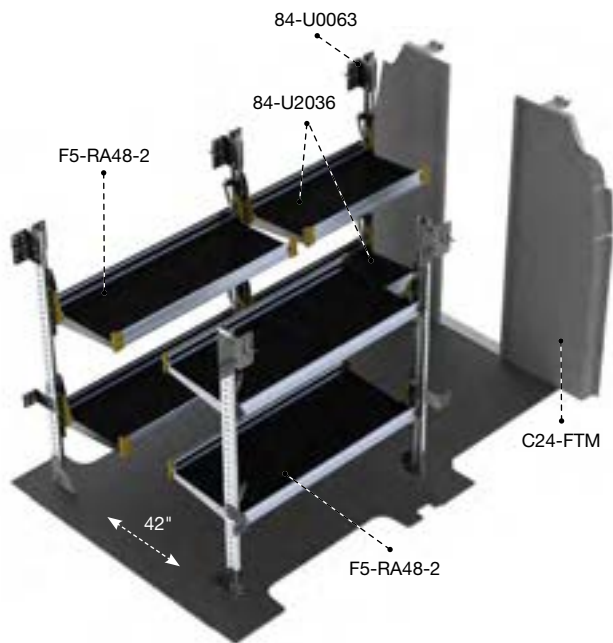


FTL-19 DELIVERY

Aluminum	130", 148"	Low Roof
195 lbs	4.4 hrs	Yes

Qty	Part #	Description
1	C24-FTL	Straight walk through steel partition
1	F4-RA72-2	Fold-away unit, 2 levels, 22" D x 72" W x 47" H
1	F4-RA48-2	Fold-away unit, 2 levels, 22" D x 48" W x 47" H

PACKAGES



FTR-19 DELIVERY

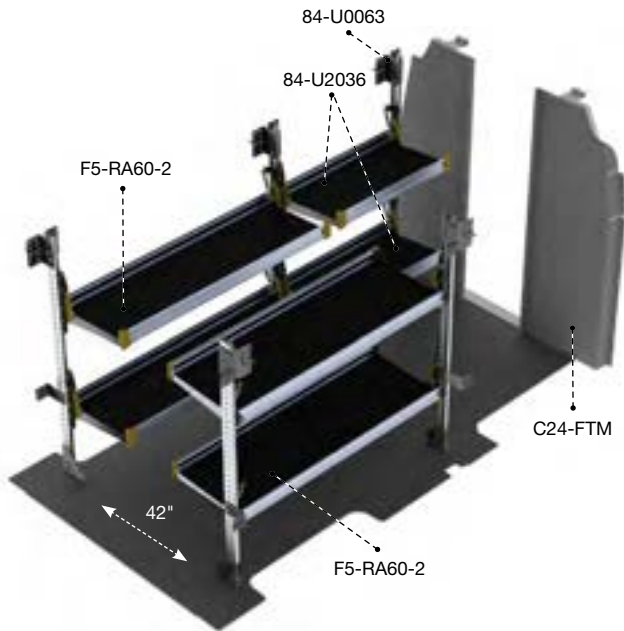
Aluminum	130"	Medium Roof
259 lbs	5.5 hrs	Yes

Qty	Part #	Description
1	84-U0063	Post assembly for fold-away shelving, 63"
2	84-U2036	Fold-away shelf tray, 20" D x 36" W
1	C24-FTM	Straight walk through steel partition
2	F5-RA48-2	Fold-away unit, 2 levels, 25" D x 48" W x 63" H

FORD TRANSIT




PACKAGES



FTM-19 DELIVERY

Aluminum	148"	Medium Roof
271 lbs	5.5 hrs	Yes

Qty	Part #	Description
1	84-U0063	Post assembly for fold-away shelving, 63"
2	84-U2036	Fold-away shelf tray, 20" D x 36" W
1	C24-FTM	Straight walk through steel partition
2	F5-RA60-2	Fold-away unit, 2 levels, 25" D x 60" W x 63" H



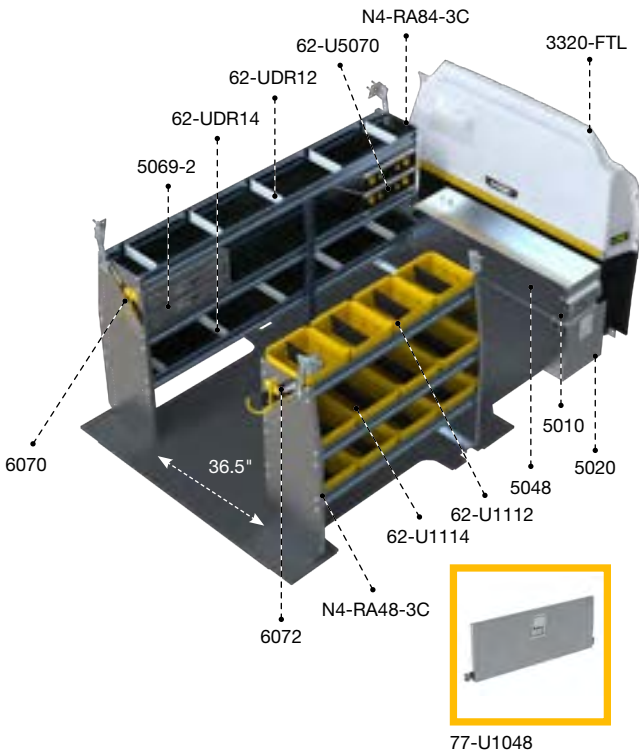
FTH-19 DELIVERY

Aluminum	148", 148" Ext.	High Roof
277 lbs	5.5 hrs	Yes

Qty	Part #	Description
1	84-U0063	Post assembly for fold-away shelving, 63"
2	84-U2036	Fold-away shelf tray, 20" D x 36" W
1	C24-FTH	Straight walk through steel partition
2	F5-RA60-2	Fold-away unit, 2 levels, 25" D x 60" W x 63" H



FORD TRANSIT

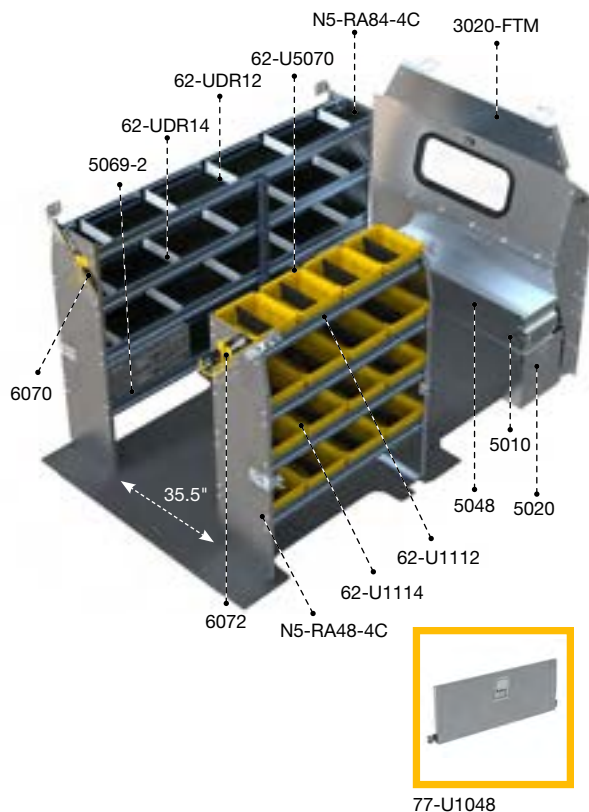


FTL-27 ALUMINUM

	Aluminum		130", 148"		Low Roof
	342 lbs		7.3 hrs		Yes

Qty	Part #	Description
1	3320-FTL	Max View Countoured safety partition
1	5010	Partslider 48" D
1	5020	Tool drawer 48" D x 14" W x 16" H
1	5048	Top edge
1	5069-2	2 Drawer cabinet
2	62-U5070	Partskeeper carry case with holder
1	6070	6" Hook, 3" opening, painted
1	6072	8" Swivel hook, 4" opening, painted
4	62-U1112	12" Deep plastic bin
8	62-U1114	14" Deep plastic bin
1	62-UDR12	Set of 5 dividers for a 12" shelf
1	62-UDR14	Set of 5 dividers for a 14" shelf
1	77-U1048	Adjustable shelving door unit - 45" W - for 48" & 96" shelves
1	N4-RA48-3C	Composite Aluminum shelving unit, 14"D x 48" W x 44.5" H
1	N4-RA84-3C	Composite Aluminum shelving unit, 14"D x 84" W x 44.5" H

PACKAGES



FTR-27 ALUMINUM

	Aluminum		130"		Medium Roof
	426 lbs		7.3 hrs		Yes

Qty	Part #	Description
1	3020-FTM	Countoured safety partition with glass window
1	5010	Partslider 48" D
1	5020	Tool drawer 48" D x 14" W x 16" H
1	5048	Top edge
1	5069-2	2 Drawer cabinet
2	62-U5070	Partskeeper carry case with holder
1	6070	6" Hook, 3" opening, painted
1	6072	8" Swivel hook, 4" opening, painted
4	62-U1112	12" Deep plastic bin
12	62-U1114	14" Deep plastic bin
1	62-UDR12	Set of 5 dividers for a 12" shelf
2	62-UDR14	Set of 5 dividers for a 14" shelf
1	77-U1048	Adjustable shelving door unit - 45" W - for 48" & 96" shelves
1	N5-RA48-4C	Composite Aluminum shelving unit, 14"D x 48" W x 62"H
1	N5-RA84-4C	Composite Aluminum shelving unit, 14" D x 84" W x 62"H



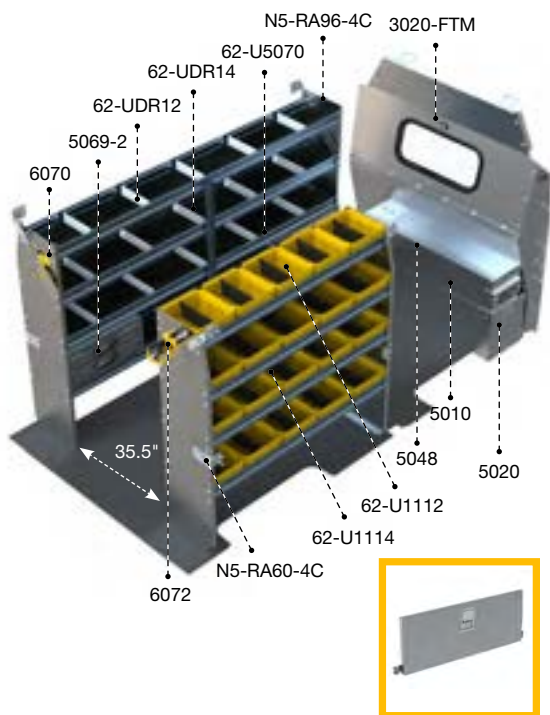
ALUMINUM
FTM-27

FORD TRANSIT





FORD TRANSIT



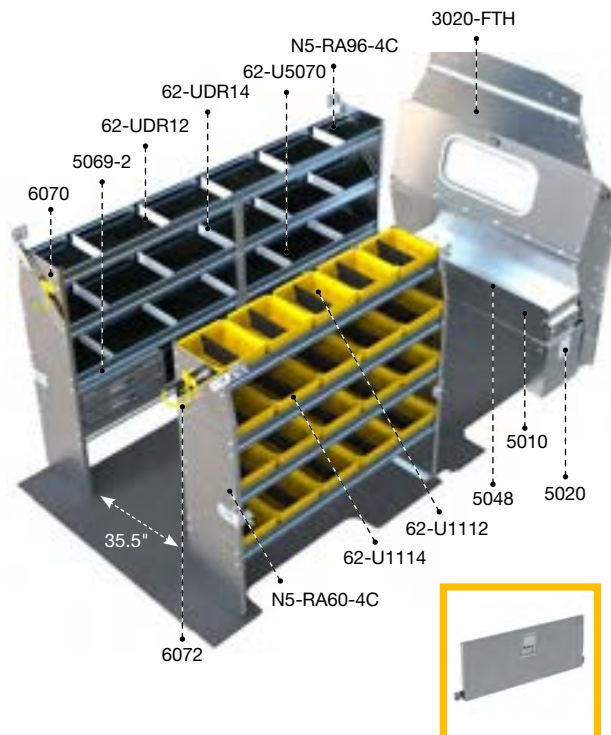
77-U1060

FTM-27 ALUMINUM

	Aluminum		148"		Medium Roof
	449 lbs		7.3 hrs		Yes

Qty	Part #	Description
1	3020-FTM	Countoured safety partition with glass window
1	5010	Partslider 48" D
1	5020	Tool drawer 48" D x 14" W x 16" H
1	5048	Top edge
1	5069-2	2 Drawer cabinet
2	62-U5070	Partskeeper cabinets
1	6070	6" Hook, 3" opening, painted
1	6072	8" Swivel hook, 4" opening, painted
5	62-U1112	12" Deep plastic bin
15	62-U1114	14" Deep plastic bin
1	62-UDR12	Set of 5 dividers for a 12" shelf
2	62-UDR14	Set of 5 dividers for a 14" shelf
1	77-U1060	Adjustable shelving door unit - 57" W - for 60" shelves
1	N5-RA60-4C	Composite Aluminum shelving unit, 14"D x 60" W x 62"H
1	N5-RA96-4C	Composite Aluminum shelving unit, 14"D x 96" W x 62"H

PACKAGES



77-U1060

FTH-27 ALUMINUM


	Aluminum		148", 148" Ext.		High Roof
	454 lbs		7.3 hrs		Yes

Qty	Part #	Description
1	3020-FTH	Countoured safety partition with glass window
1	5010	Partslider 48" D
1	5020	Tool drawer 48" D x 14" W x 16" H
1	5048	Top edge
1	5069-2	2 Drawer cabinet
2	62-U5070	Partskeeper cabinets
1	6070	6" Hook, 3" opening, painted
1	6072	8" Swivel hook, 4" opening, painted
5	62-U1112	12" Deep plastic bin
15	62-U1114	14" Deep plastic bin
1	62-UDR12	Set of 5 dividers for a 12" shelf
2	62-UDR14	Set of 5 dividers for a 14" shelf
1	77-U1060	Adjustable shelving door unit - 57" W - for 60" shelves
1	N5-RA60-4C	Composite Aluminum shelving unit, 14"D x 60" W x 62"H
1	N5-RA96-4C	Composite Aluminum shelving unit, 14"D x 96" W x 62"H

FORD TRANSIT CONNECT




PACKAGES



TCS-10 CONTRACTOR

Steel	105"	Standard
149 lbs	3.2 hrs	Yes

Qty	Part #	Description
1	6070	6" Hook, 3" opening, painted
1	C10-E	Contoured steel partition with perforated window
2	T4-RS36-3	Steel shelving unit, 14" D x 36" W x 41.5" H



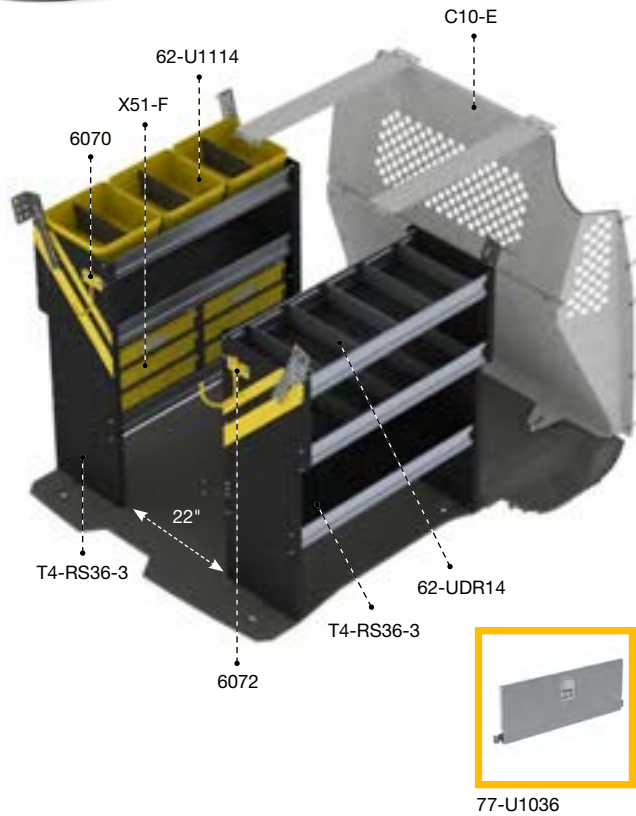
TCL-10 CONTRACTOR

Steel	120.5"	Standard
164 lbs	3.2 hrs	Yes

Qty	Part #	Description
1	6070	6" Hook, 3" opening, painted
1	C10-E	Contoured steel partition with perforated window
1	T4-RS36-3	Steel shelving unit, 14" D x 36" W x 41.5" H
1	T4-RS60-3	Steel shelving unit, 14" D x 60" W x 41.5" H



FORD TRANSIT CONNECT

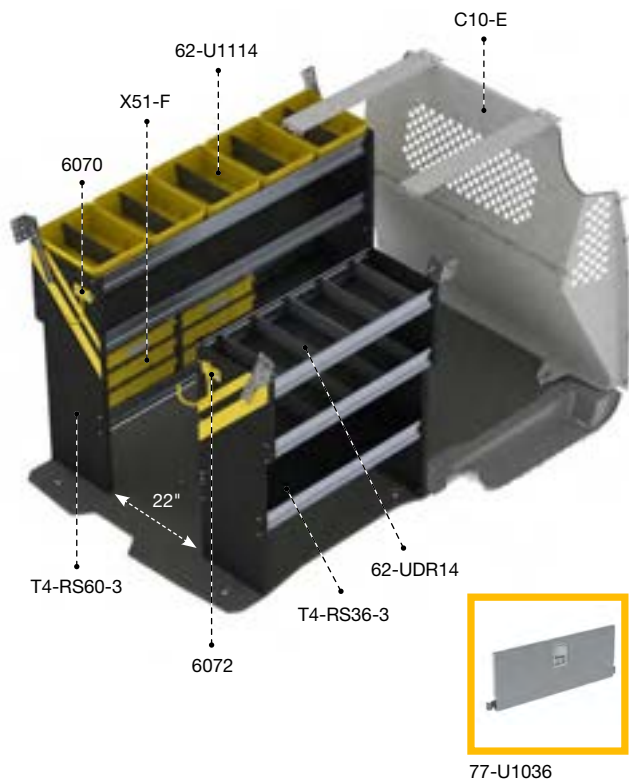


TCS-11 ELECTRICAL

Steel	105"	Standard
223 lbs	4.5 hrs	Yes

Qty	Part #	Description
1	6070	6" Hook, 3" opening, painted
1	6072	8" Swivel hook, 4" opening, painted
3	62-U1114	14" deep plastic bin
2	62-UDR14	Set of 5 dividers for a 14" Shelf
1	77-U1036	Adjustable shelving door unit - 33" W - for 36" & 72" shelves
1	C10-E	Contoured steel partition with perforated window
2	T4-RS36-3	Steel Shelving unit, 14" D x 36" W x 41.5" H
2	X51-F	Compact 9-drawer unit

PACKAGES



TCL-11 ELECTRICAL

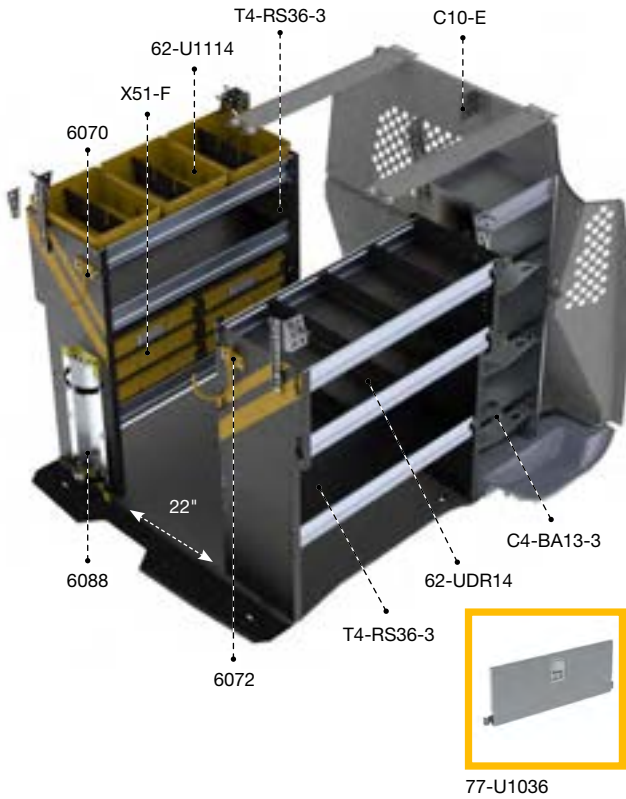
Steel	120.5"	Standard
164 lbs	4.5 hrs	Yes

Qty	Part #	Description
1	6070	6" Hook, 3" opening, painted
1	6072	8" Swivel hook, 4" opening, painted
5	62-U1114	14" deep plastic bin
2	62-UDR14	Set of 5 dividers for a 14" Shelf
1	77-U1036	Adjustable shelving door unit - 33" W - for 36" & 72" shelves
1	C10-E	Contoured steel partition with perforated window
1	T4-RS36-3	Steel Shelving unit, 14" D x 36" W x 41.5" H
1	T4-RS60-3	Steel Shelving unit, 14" D x 60" W x 41.5" H
2	X51-F	Compact 9-drawer unit



FORD TRANSIT CONNECT

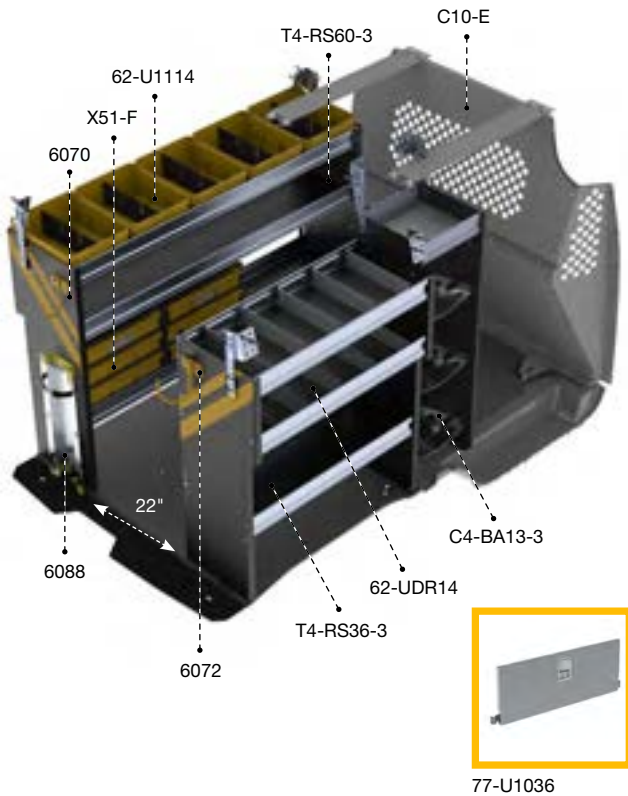
PACKAGES



TCS-12 HVAC

Steel	105"	Standard
254 lbs	5.3 hrs	Yes

Qty	Part #	Description
1	C4-BA13-3	3 Tier refrigerant rack for large bottles
1	6070	6" Hook, 3" opening, painted
1	6072	8" Swivel hook, 4" opening, painted
1	6088	Large aluminum bottle holder, with two black nylon straps
3	62-U1114	14" Deep plastic bin
2	62-UDR14	Set of 5 dividers for a 14" shelf
1	77-U1036	Adjustable shelving door unit - 33" W - for 36" & 72" shelves
1	C10-E	Contoured steel partition with perforated window
2	T4-RS36-3	Steel shelving unit, 14" D x 36" W x 41.5" H
2	X51-F	Compact 9-drawer unit



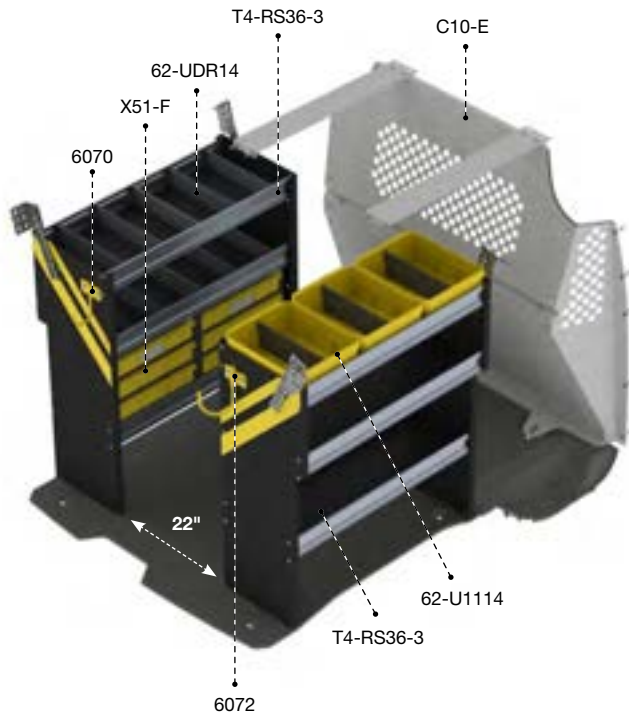
TCL-12 HVAC

Steel	120.5"	Standard
273 lbs	5.3 hrs	Yes

Qty	Part #	Description
1	C4-BA13-3	3 Tier refrigerant rack for large bottles
1	6070	6" Hook, 3" opening, painted
1	6072	8" Swivel hook, 4" opening, painted
1	6088	Large aluminum bottle holder, with two black nylon straps
5	62-U1114	14" Deep plastic bin
2	62-UDR14	Set of 5 dividers for a 14" shelf
1	77-U1036	Adjustable shelving door unit - 33" W - for 36" & 72" shelves
1	C10-E	Contoured steel partition with perforated window
1	T4-RS36-3	Steel shelving unit, 14" D x 36" W x 41.5" H
1	T4-RS60-3	Steel Shelving unit, 14" D x 60" W x 41.5" H
2	X51-F	Compact 9-drawer unit



FORD TRANSIT CONNECT

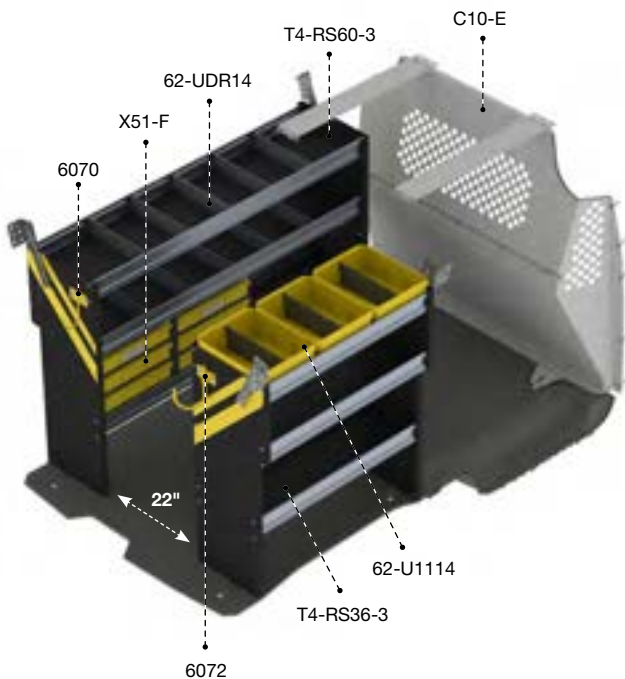


TCS-16 SERVICE

Steel	105"	Standard
217 lbs	4 hrs	Yes

Qty	Part #	Description
1	6070	6" Hook, 3" opening, painted
1	6072	8" Swivel hook, 4" opening, painted
3	62-U1114	14" deep plastic bin
2	62-UDR14	Set of 5 dividers for a 14" Shelf
1	C10-E	Contoured steel partition with perforated window
2	T4-RS36-3	Steel Shelving unit, 14" D x 36" W x 41.5" H
2	X51-F	Compact 9-drawer unit

PACKAGES



TCL-16 SERVICE


Steel	120.5"	Standard
232 lbs	4 hrs	Yes

Qty	Part #	Description
1	6070	6" Hook, 3" opening, painted
1	6072	8" Swivel hook, 4" opening, painted
3	62-U1114	14" deep plastic bin
2	62-UDR14	Set of 5 dividers for a 14" Shelf
1	C10-E	Contoured steel partition with perforated window
1	T4-RS36-3	Steel Shelving unit, 14" D x 36" W x 41.5" H
1	T4-RS60-3	Steel Shelving unit, 14" D x 60" W x 41.5" H
2	X51-F	Compact 9-drawer unit

FORD TRANSIT CONNECT



PACKAGES

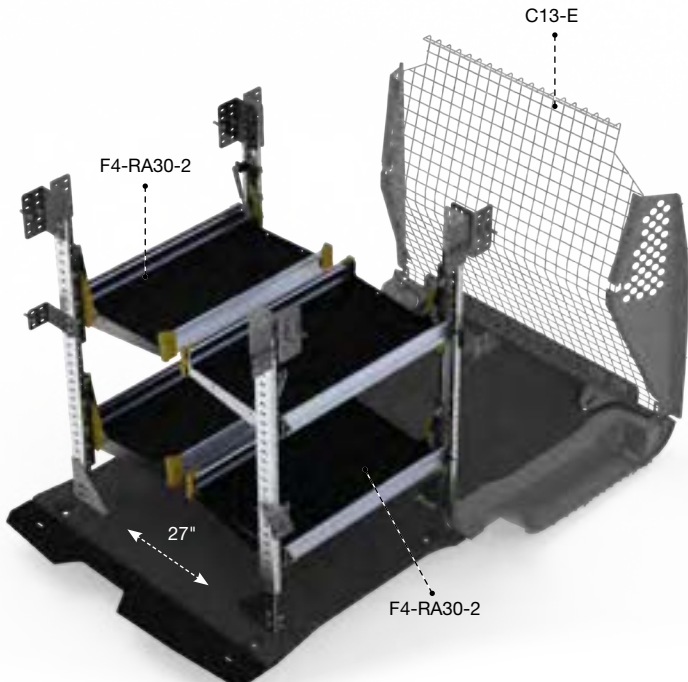


TCS-19
DELIVERY

Aluminum	105"	Standard
126 lbs	1.7 hrs	Yes

Qty	Part #	Description
1	5032-1	Axess tray with 1 shelf and 1 drawer, 38" D x 45" W x 30" H
1	C13-E	Wire mesh partition

Install kit # 6472 can be purchased separately.



TCL-19
DELIVERY

Aluminum	120.5"	Standard
154 lbs	3.9 hrs	Yes

Qty	Part #	Description
1	C13-E	Wire mesh partition
2	F4-RA30-2	Fold-away unit, 2 levels, 22" D x 30" W x 47" H



SERVICE **TCL-16**

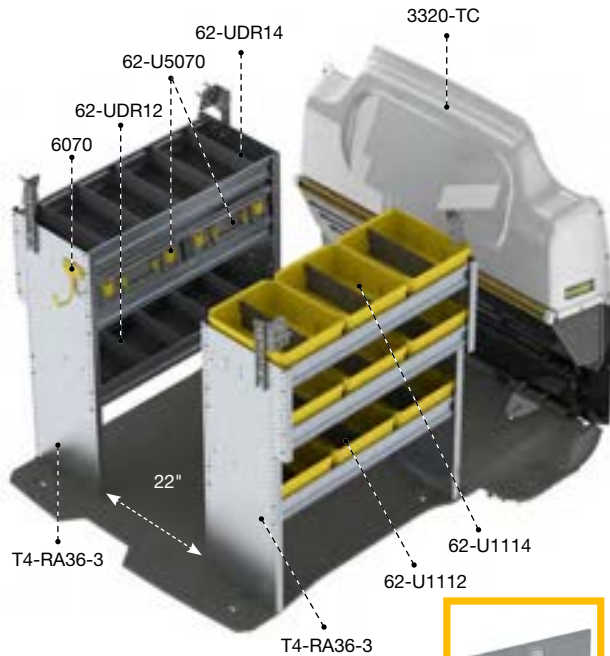
FORD TRANSIT CONNECT



FORD TRANSIT CONNECT



PACKAGES

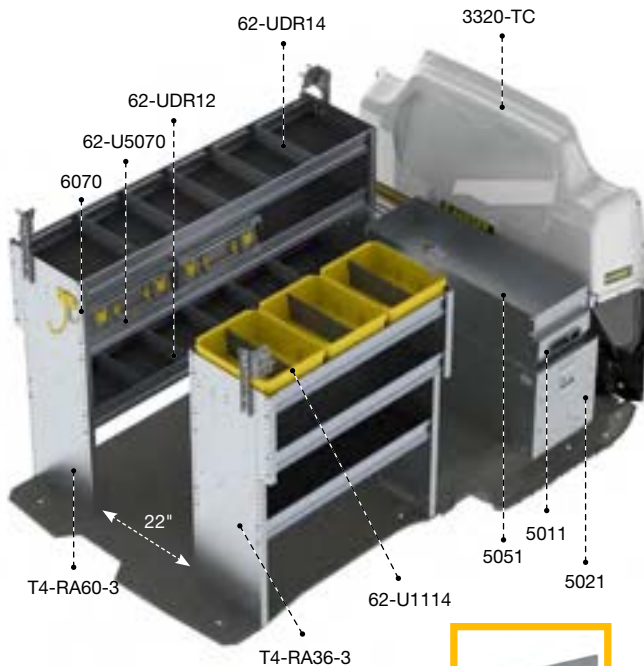


77-U1036

TCS-27 ALUMINUM

Aluminum	105"	Standard
161 lbs	4.3 hrs	Yes

Qty	Part #	Description
1	3320-TC	Max View countoured safety partition
2	62-U5070	Partskeeper carry case with holder
1	6070	6" Hook, 3" opening, painted
3	62-U1112	12" Deep plastic bin
6	62-U1114	14" Deep plastic bin
1	62-UDR12	Set of 5 dividers for a 12" shelf
1	62-UDR14	Set of 5 dividers for a 14" shelf
1	77-U1036	Adjustable shelving door unit - 33" W - for 36" & 72" shelves
2	T4-RA36-3	Aluminum shelving unit, 14" D x 36" W x 41.5" H



77-U1036

TCL-27 ALUMINUM

Aluminum	120.5"	Standard
240 lbs	6 hrs	Yes

Qty	Part #	Description
1	3320-TC	Max View countoured safety partition
1	5011	Partslider 36" D
1	5021	Tool drawer 36" D x 14" W x 16" H
1	5051	Top edge
2	62-U5070	Partskeeper carry case with holder
1	6070	6" Hook, 3" opening, painted
3	62-U1114	14" Deep plastic bin
1	62-UDR12	Set of 5 dividers for a 12" shelf
1	62-UDR14	Set of 5 dividers for a 14" shelf
1	77-U1036	Adjustable shelving door unit - 33" W - for 36" & 72" shelves
1	T4-RA36-3	Aluminum shelving unit, 14" D x 36" W x 41.5" H
1	T4-RA60-3	Aluminum shelving unit, 14" D x 60" W x 41.5" H

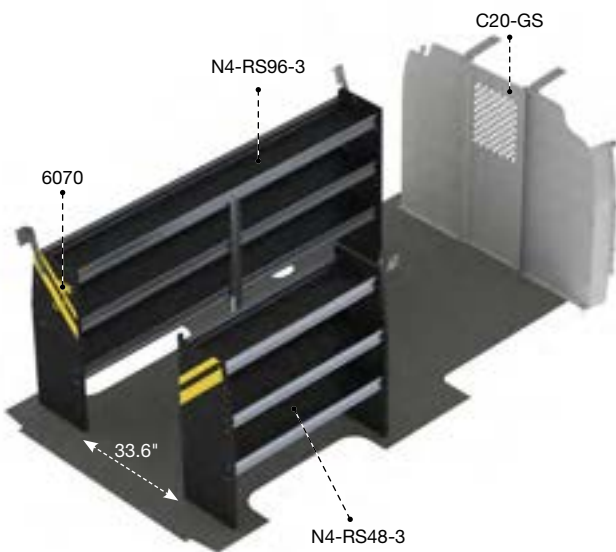


GSR-10 CONTRACTOR

Steel	135"	Standard
203 lbs	3.8 hrs	Yes

Qty	Part	Description
1	6070	6" Hook, 3" opening, painted
1	C20-GS	Straight steel partition with perforated window, no access
1	N4-RS48-3	Steel shelving unit, 14" D x 48" W x 44.5" H
1	N4-RS84-3	Steel shelving unit, 14" D x 84" W x 44.5" H

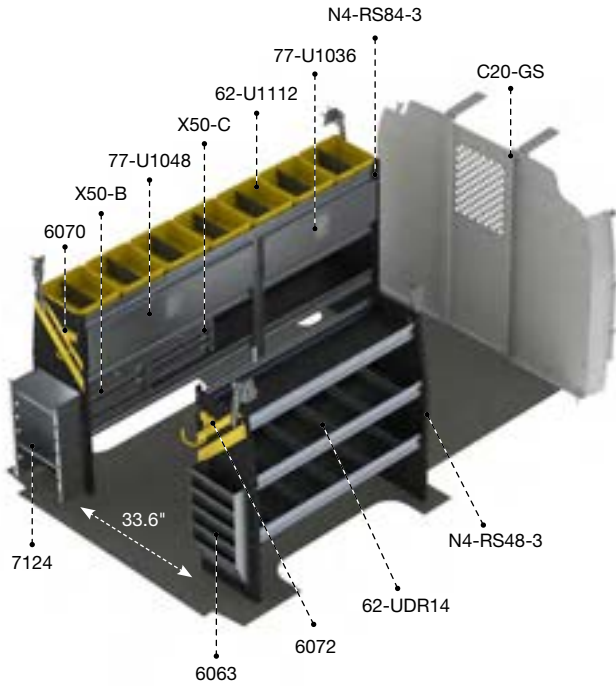
PACKAGES



GSL-10 CONTRACTOR

Steel	155"	Standard
211 lbs	3.8 hrs	Yes

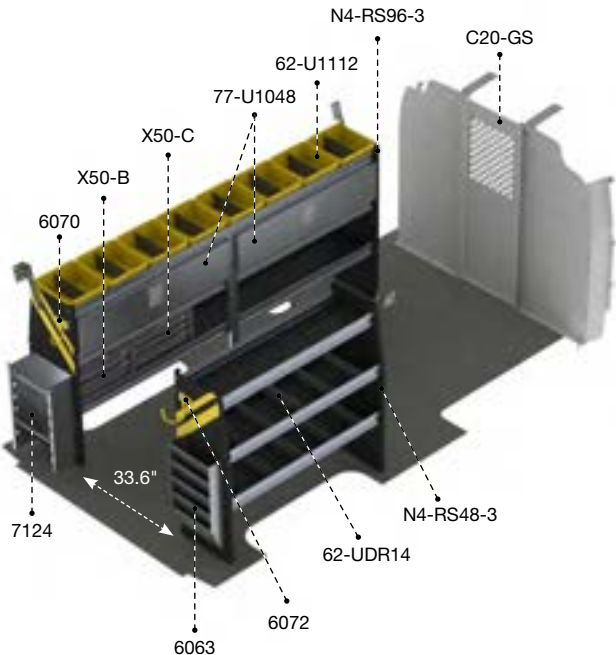
Qty	Part	Description
1	6070	6" Hook, 3" opening, painted
1	C20-GS	Straight steel partition with perforated window, no access
1	N4-RS48-3	Steel shelving unit, 14" D x 48" W x 44.5" H
1	N4-RS96-3	Steel shelving unit, 14" D x 96" W x 44.5" H



GSR-11 ELECTRICAL

Steel	135"	Standard
311 lbs	6.3 hrs	Yes

Qty	Part	Description
1	6063	Paper holder, extra deep, 5 slots
1	6070	6" Hook, 3" opening, painted
1	6072	8" Swivel hook, 4" opening, painted
1	7124	Reel holder with two 5/8" diameter rods
7	62-U1112	12" deep plastic bin
2	62-UDR14	Set of 5 dividers for a 14" Shelf
1	77-U1036	Adjustable shelving door unit - 33" W - for 36" & 72" shelves
1	77-U1048	Adjustable shelving door unit - 45" W - for 48" & 96" shelves
1	C20-GS	Straight steel partition with perforated window, no access
1	N4-RS48-3	Steel shelving unit, 14" D x 48" W x 44.5" H
1	N4-RS84-3	Steel shelving unit, 14" D x 84" W x 44.5" H
1	X50-B	Compact 2-drawer unit
1	X50-C	Compact 3-drawer unit



GSL-11 ELECTRICAL

Steel	155"	Standard
322 lbs	6.3 hrs	Yes

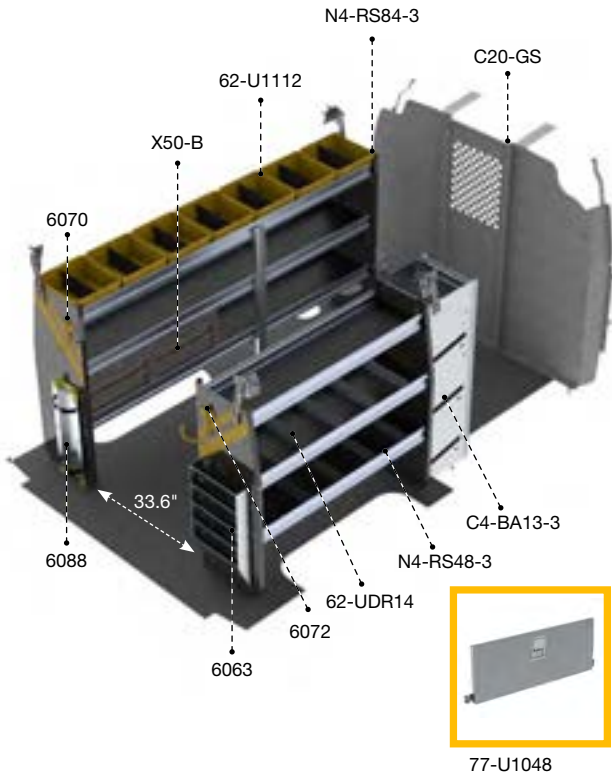
Qty	Part	Description
1	6063	Paper holder, extra deep, 5 slots
1	6070	6" Hook, 3" opening, painted
1	6072	8" Swivel hook, 4" opening, painted
1	7124	Reel holder with two 5/8" diameter rods
8	62-U1112	12" deep plastic bin
2	62-UDR14	Set of 5 dividers for a 14" Shelf
2	77-U1048	Adjustable shelving door unit - 45" W - for 48" & 96" shelves
1	C20-GS	Straight steel partition with perforated window, no access
1	N4-RS48-3	Steel shelving unit, 14" D x 48" W x 44.5" H
1	N4-RS96-3	Steel shelving unit, 14" D x 96" W x 44.5" H
1	X50-B	Compact 2-drawer unit
1	X50-C	Compact 3-drawer unit



HVAC **GSR-12**

GMC SAVANA





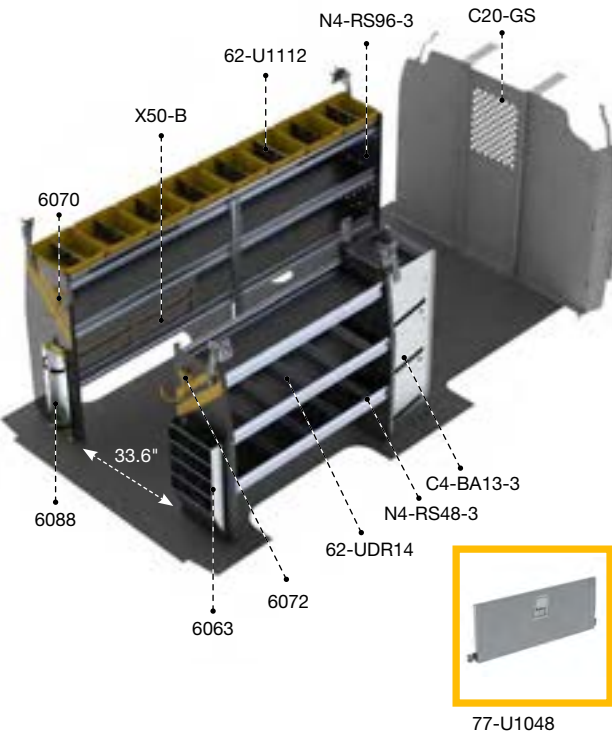
GSR-12 HVAC

	Steel		135"		Standard
	320 lbs		6.1 hrs		Yes

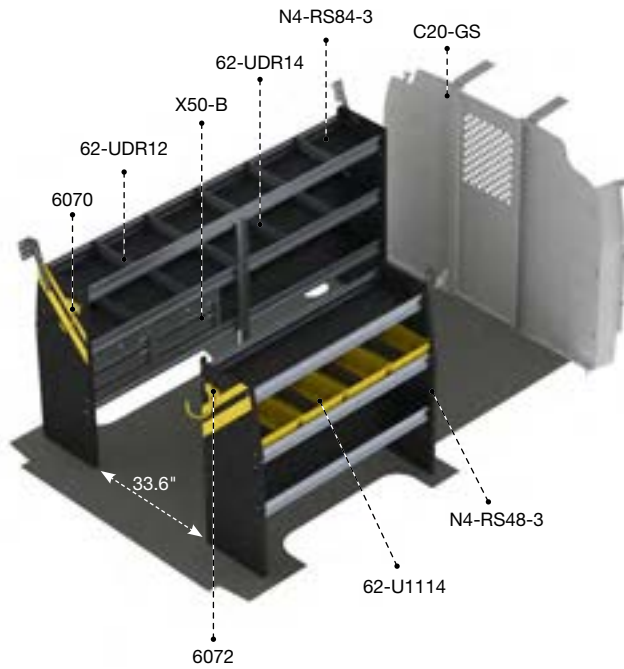
Qty	Part	Description
1	C4-BA13-3	3 Tier refrigerant rack for large bottles
1	6063	Paper holder, extra deep, 5 slots
1	6070	6" Hook, 3" opening, painted
1	6072	8" Swivel hook, 4" opening, painted
1	6088	Large aluminum bottle holder, with two black nylon straps
7	62-U1112	12" deep plastic bin
2	62-UDR14	Set of 5 dividers for a 14" Shelf
1	77-U1048	Adjustable shelving door unit - 45" W - for 48" & 96" shelves
1	C20-GS	Straight steel partition with perforated window, no access
1	N4-RS48-3	Steel shelving unit, 14" D x 48" W x 44.5" H
1	N4-RS84-3	Steel shelving unit, 14" D x 84" W x 44.5" H
2	X50-B	Compact 2-drawer unit

GSL-12 HVAC

	Steel		155"		Standard
	330 lbs		6.1 hrs		Yes



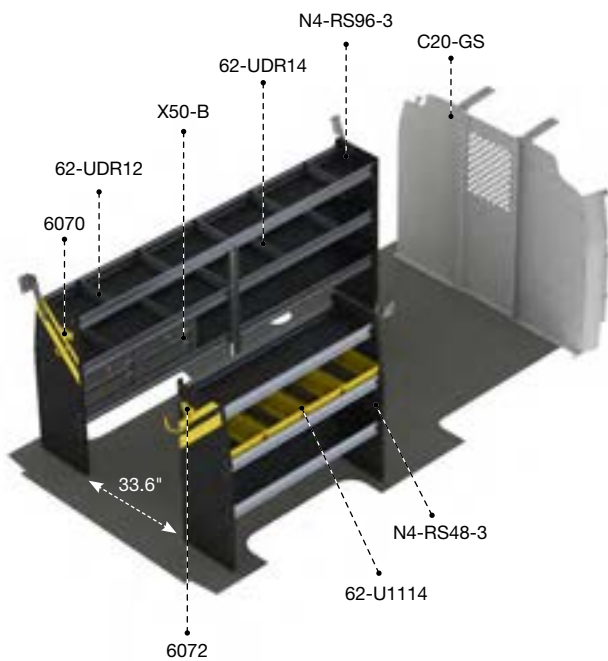
Qty	Part	Description
1	C4-BA13-3	3 Tier refrigerant rack for large bottles
1	6063	Paper holder, extra deep, 5 slots
1	6070	6" Hook, 3" opening, painted
1	6072	8" Swivel hook, 4" opening, painted
1	6088	Large aluminum bottle holder, with two black nylon straps
8	62-U1112	12" deep plastic bin
2	62-UDR14	Set of 5 dividers for a 14" Shelf
1	77-U1048	Adjustable shelving door unit - 45" W - for 48" & 96" shelves
1	C20-GS	Straight steel partition with perforated window, no access
1	N4-RS48-3	Steel shelving unit, 14" D x 48" W x 44.5" H
1	N4-RS96-3	Steel shelving unit, 14" D x 96" W x 44.5" H
2	X50-B	Compact 2-drawer unit



GSR-16 SERVICE

Steel	135"	Standard
270 lbs	4.6 hrs	Yes

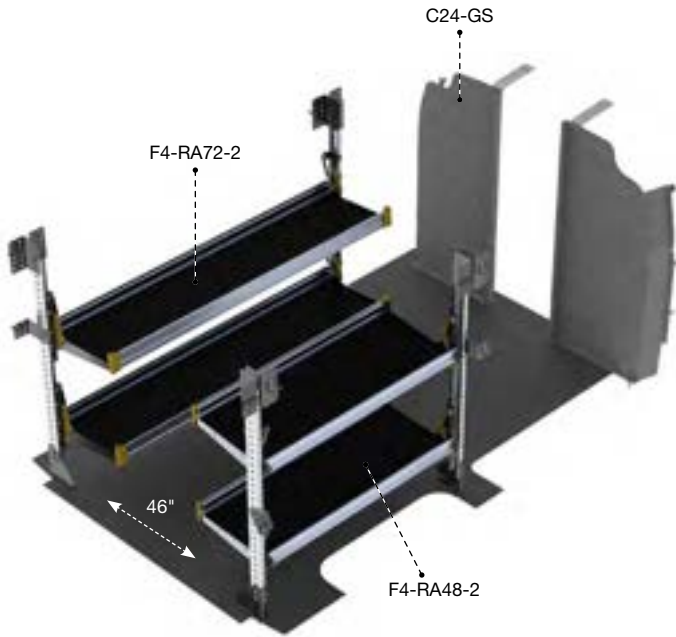
Qty	Part	Description
1	6070	6" Hook, 3" opening, painted
1	6072	8" Swivel hook, 4" opening, painted
4	62-U1114	14" deep plastic bin
1	62-UDR12	Set of 5 dividers for a 12" Shelf
1	62-UDR14	Set of 5 dividers for a 14" Shelf
1	C20-GS	Straight steel partition with perforated window, no access
1	N4-RS48-3	Steel shelving unit, 14" D x 48" W x 44.5" H
1	N4-RS84-3	Steel shelving unit, 14" D x 84" W x 44.5" H
2	X50-B	Compact 2-drawer unit



GSL-16 SERVICE

Steel	155"	Standard
278 lbs	4.6 hrs	Yes

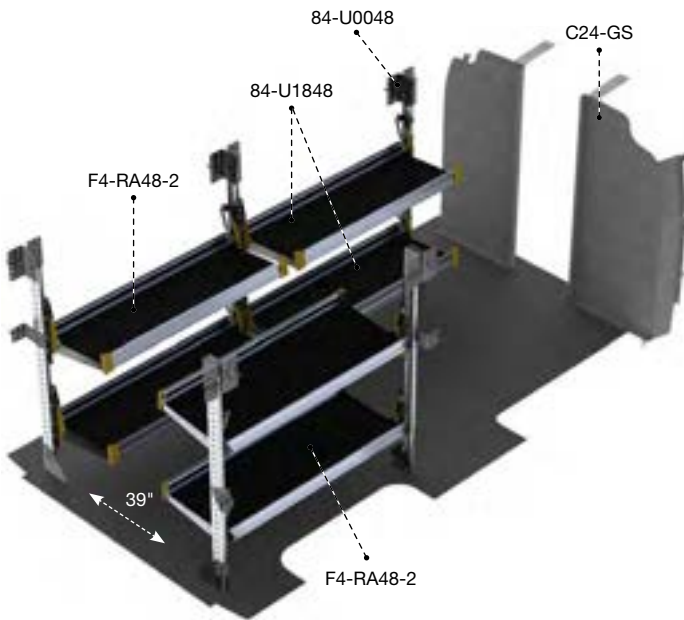
Qty	Part	Description
1	6070	6" Hook, 3" opening, painted
1	6072	8" Swivel hook, 4" opening, painted
4	62-U1114	14" deep plastic bin
1	62-UDR12	Set of 5 dividers for a 12" Shelf
1	62-UDR14	Set of 5 dividers for a 14" Shelf
1	C20-GS	Straight steel partition with perforated window, no access
1	N4-RS48-3	Steel shelving unit, 14" D x 48" W x 44.5" H
1	N4-RS96-3	Steel shelving unit, 14" D x 96" W x 44.5" H
2	X50-B	Compact 2-drawer unit



GSR-19 DELIVERY

Aluminum	135"	Standard
195 lbs	4.2 hrs	Yes

Qty	Part	Description
1	C24-GS	Straight walk through steel partition
1	F4-RA72-2	Fold-away unit, 2 levels, 22" D x 72" W x 47" H
1	F4-RA48-2	Fold-away unit, 2 levels, 22" D x 48" W x 47" H



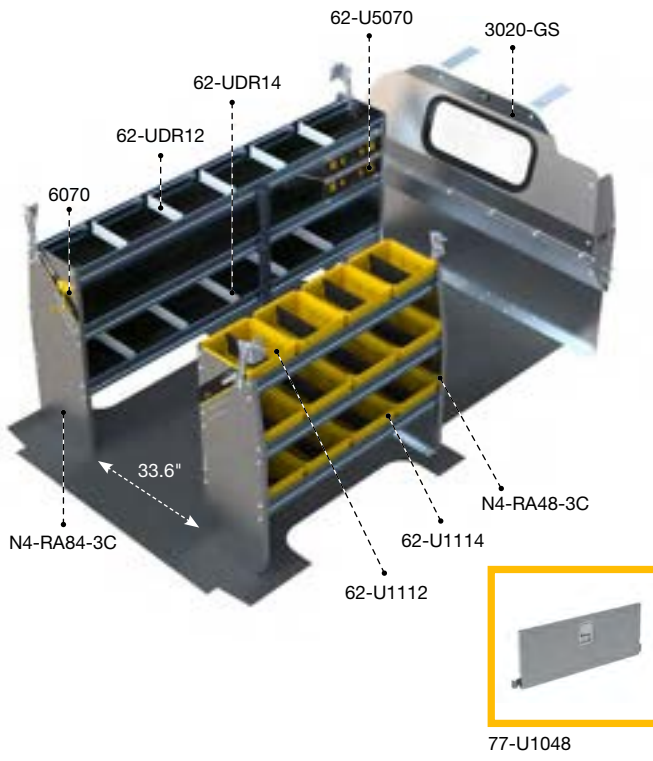
GSL-19 DELIVERY

Aluminum	155"	Standard
239 lbs	5.3 hrs	Yes

Qty	Part	Description
1	84-U0048	Post assembly for fold-away shelving, 48"
2	84-U1848	Fold-away shelf tray, 18" D x 48" W
1	C24-GS	Straight walk through steel partition
2	F4-RA48-2	Fold-away unit, 2 levels, 22" D x 48" W x 47" H



GMC SAVANA

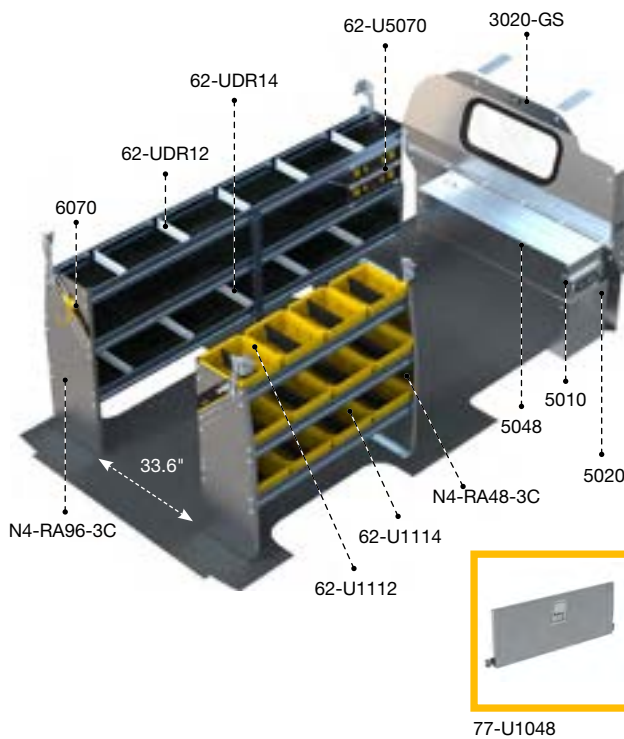


GSR-27 ALUMINUM

Aluminum	135"	Standard
205 lbs	4.4 hrs	Yes

Qty	Part	Description
1	3020-GS	Countoured safety partition with glass window
2	62-U5070	Partskeeper carry case with holder
1	6070	6" Hook, 3" opening, painted
4	62-U1112	12" deep plastic bin
8	62-U1114	14" deep plastic bin
1	62-UDR12	Set of 5 dividers for a 12" Shelf
1	62-UDR14	Set of 5 dividers for a 14" Shelf
1	77-U1048	Adjustable shelving door unit - 45" W - for 48" & 96" shelves
1	N4-RA48-3C	Composite Aluminum shelving unit, 14" D x 48" W x 44.5" H
1	N4-RA84-3C	Composite Aluminum shelving unit, 14" D x 84" W x 44.5" H

PACKAGES



GSL-27 ALUMINUM

Aluminum	155"	Standard
311 lbs	6.1 hrs	Yes

Qty	Part	Description
1	3020-GS	Countoured safety partition with glass window
1	5010	Partslider drawer 48" D
1	5020	Tool Drawer 48" D x 14" W x 16" H
1	5048	Top edge
2	62-U5070	Partskeeper carry case with holder
1	6070	6" Hook, 3" opening, painted
4	62-U1112	12" deep plastic bin
8	62-U1114	14" deep plastic bin
1	62-UDR12	Set of 5 dividers for a 12" Shelf
1	62-UDR14	Set of 5 dividers for a 14" Shelf
1	77-U1048	Adjustable shelving door unit - 45" W - for 48" & 96" shelves
1	N4-RA48-3C	Composite Aluminum shelving unit, 14" D x 48" W x 44.5" H
1	N4-RA96-3C	Composite Aluminum shelving unit, 14" D x 96" W x 44.5" H

MERCEDES-BENZ METRIS



PACKAGES



MMR-10 CONTRACTOR

Steel	126", 135"	Standard
164 lbs	3.2 hrs	Yes

Qty	Part #	Description
1	6070	6" Hook, 3" opening, painted
1	C10-MM	Contoured steel partition with perforated window
2	N4-RS36-3	Steel shelving units, 14" D x 36" W x 46.5" H

The Base package is designed to fit in a Metris with dual sliding doors.



MML-10 CONTRACTOR

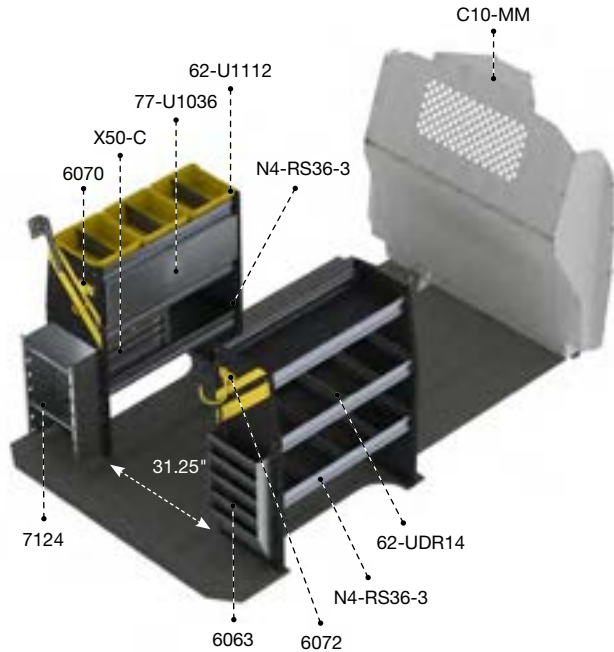
Steel	126", 135"	Standard
189 lbs	3.3 hrs	Yes

Qty	Part #	Description
1	6070	6" Hook, 3" opening, painted
1	C10-MM	Contoured steel partition with perforated window
1	N4-RS36-3	Steel shelving unit, 14" D x 36" W x 46.5" H
1	N4-RS72-3	Steel shelving unit, 14" D x 72" W x 46.5" H

The Deluxe package is designed to fit in a Metris with a single sliding door.



MERCEDES-BENZ METRIS



MMR-11
ELECTRICAL

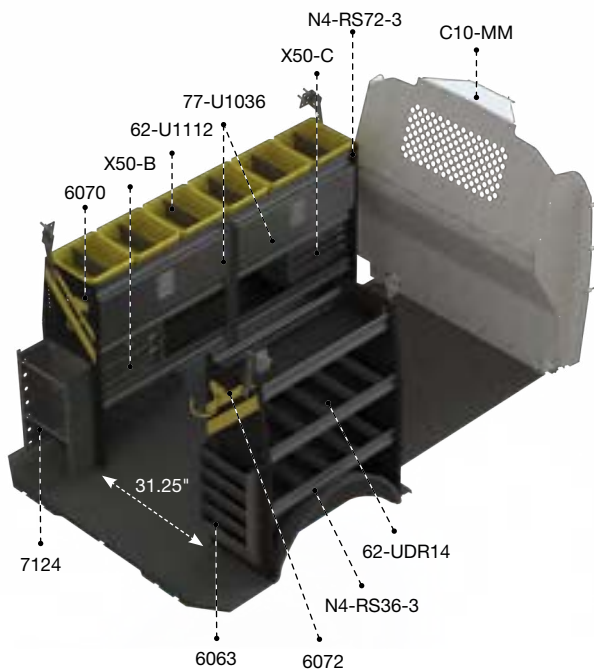
	Steel	126", 135"	Standard
	229 lbs	4.9 hrs	Yes

Qty	Part #	Description
1	6063	Paper holder, extra deep, 5 slots
1	6070	6" Hook, 3" opening, painted
1	6072	8" Swivel hook, 4" opening, painted
3	62-U1112	12" Deep plastic bin
2	62-UDR14	Set of 5 dividers for a 14" shelf
1	7124	Reel holder with two 5/8" diameter rods
1	77-U1036	Adjustable shelving door unit - 33" W - for 36" & 72" shelves
1	C10-MM	Contoured steel partition with perforated window
2	N4-RS36-3	Steel shelving units, 14" D x 36" W x 46.5" H
1	X50-C	Compact 3-drawer unit

The Base package is designed to fit in a Metris with dual sliding doors.

MML-11
ELECTRICAL

	Steel	126", 135"	Standard
	293 lbs	5.8 hrs	Yes

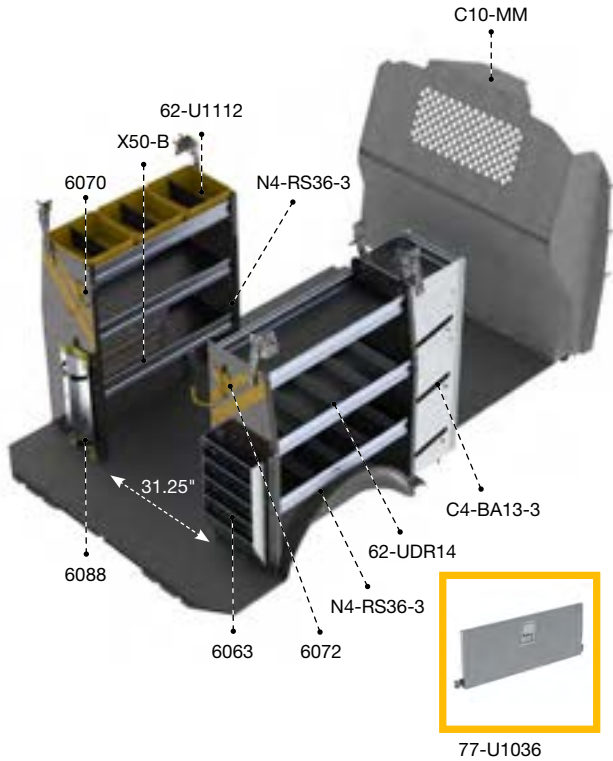


Qty	Part #	Description
1	6063	Paper holder, extra deep, 5 slots
1	6070	6" Hook, 3" opening, painted
1	6072	8" Swivel hook, 4" opening, painted
6	62-U1112	12" Deep plastic bin
2	62-UDR14	Set of 5 dividers for a 14" shelf
1	7124	Reel holder with two 5/8" diameter rods
2	77-U1036	Adjustable shelving door unit - 33" W - for 36" & 72" shelves
1	C10-MM	Contoured steel partition with perforated window
1	N4-RS36-3	Steel shelving unit, 14" D x 36" W x 44.5" H
1	N4-RS72-3	Steel shelving unit, 14" D x 72" W x 44.5" H
1	X50-B	Compact 2-drawer unit
1	X50-C	Compact 3-drawer unit

The Deluxe package is designed to fit in a Metris with a single sliding door.



PACKAGES



MMR-12 HVAC

	Steel		126", 135"		Standard
	246 lbs		5.2 hrs		Yes

Qty	Part #	Description
1	C4-BA13-3	3 Tier refrigerant rack for large bottles
1	6063	Paper holder, extra deep, 5 slots
1	6070	6" Hook, 3" opening, painted
1	6072	8" Swivel hook, 4" opening, painted
1	6088	Large aluminum bottle holder, with two black nylon straps
3	62-U1112	12" deep plastic bin
2	62-UDR14	Set of 5 dividers for a 14" Shelf
1	77-U1036	Adjustable shelving door unit - 33" W - for 36" & 72" shelves
1	C10-MM	Contoured steel partition with perforated window
2	N4-RS36-3	Steel shelving units, 14" D x 36" W x 44.5" H
1	X50-B	2 Drawer Cabinet

The Base package is designed to fit in a Metris with dual sliding doors.

MML-12 HVAC

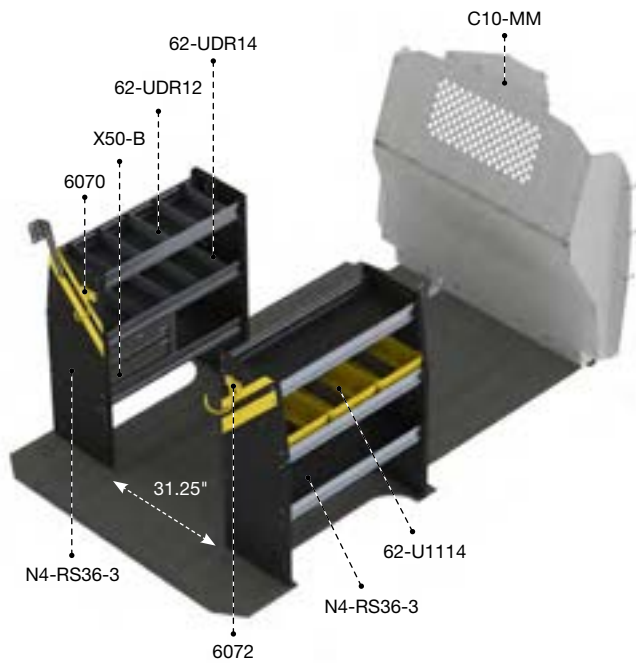
	Steel		126", 135"		Standard
	303 lbs		5.6 hrs		Yes

Qty	Part #	Description
1	C4-BA13-3	3 Tier refrigerant rack for large bottles
1	6063	Paper holder, extra deep, 5 slots
1	6070	6" Hook, 3" opening, painted
1	6072	8" Swivel hook, 4" opening, painted
1	6088	Large aluminum bottle holder, with two black nylon straps
6	62-U1112	12" deep plastic bin
2	62-UDR14	Set of 5 dividers for a 14" Shelf
1	77-U1036	Adjustable shelving for a 14" Shelf
1	C10-MM	Contoured steel partition with perforated window
1	N4-RS36-3	Steel shelving unit, 14" D x 36" W x 44.5" H
1	N4-RS72-3	Steel shelving unit, 14" D x 72" W x 44.5" H
2	X50-B	2 Drawer Cabinet

The Deluxe package is designed to fit in a Metris with a single sliding door.



MERCEDES-BENZ METRIS

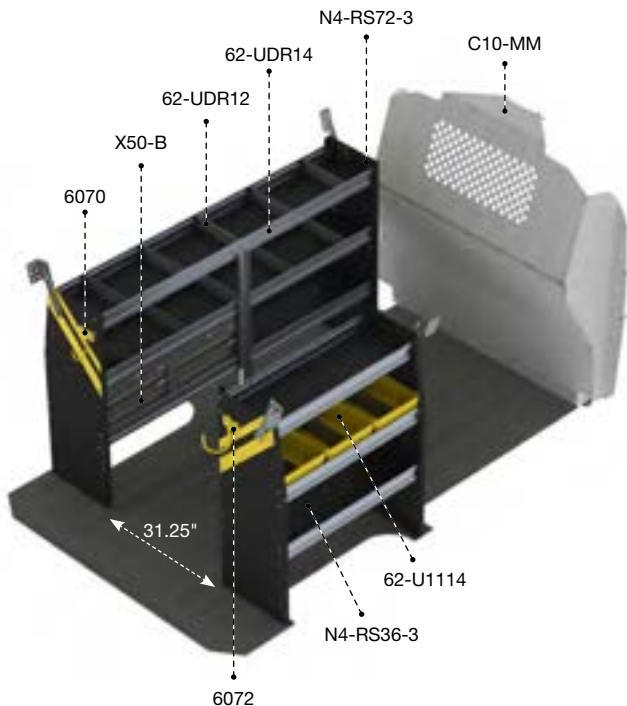


MMR-16
SERVICE

	Steel		126", 135"		Standard
	203 lbs		3.7 hrs		Yes

Qty	Part #	Description
1	6070	6" Hook, 3" opening, painted
1	6072	8" Swivel hook, 4" opening, painted
3	62-U1114	14" Deep plastic bin
1	62-UDR12	Set of 5 dividers for a 12" shelf
1	62-UDR14	Set of 5 dividers for a 14" shelf
1	C10-MM	Contoured steel partition with perforated window
2	N4-RS36-3	Steel shelving units, 14" D x 36" W x 44.5" H
1	X50-B	Compact 2-drawer unit

The Base package is designed to fit in a Metris with dual sliding doors.



MML-16
SERVICE

	Steel		126", 135"		Standard
	254 lbs		4.1 hrs		Yes

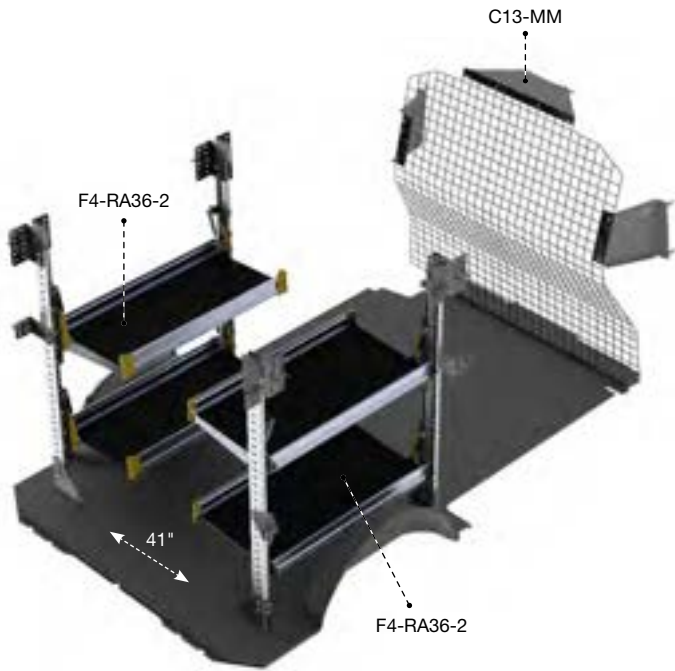
Qty	Part #	Description
1	6070	6" Hook, 3" opening, painted
1	6072	8" Swivel hook, 4" opening, painted
3	62-U1114	14" Deep plastic bin
1	62-UDR12	Set of 5 dividers for a 12" shelf
1	62-UDR14	Set of 5 dividers for a 14" shelf
1	C10-MM	Contoured steel partition with perforated window
1	N4-RS36-3	Steel shelving unit, 14" D x 36" W x 44.5" H
1	N4-RS72-3	Steel shelving unit, 14" D x 72" W x 44.5" H
2	X50-B	Compact 2-drawer unit

The Deluxe package is designed to fit in a Metris with a single sliding door.



MERCEDES-BENZ METRIS

PACKAGES



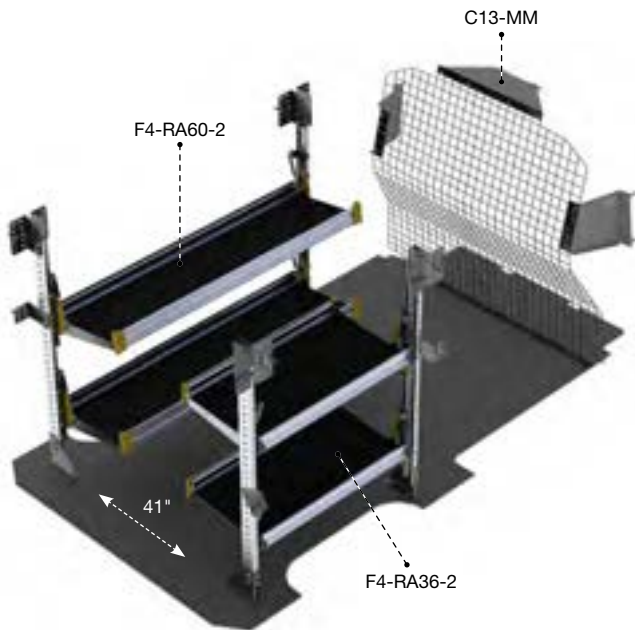
MMR-19

DELIVERY

Aluminum	126", 135"	Standard
159 lbs	4.4 hrs	Yes

Qty	Part #	Description
1	C13-MM	Wire mesh partition
2	F4-RA36-2	Fold-away unit, 2 levels, 22" D x 36" W x 47" H

The Base package is designed to fit in a Metris with dual sliding doors.



MML-19

DELIVERY

Aluminum	126", 135"	Standard
171 lbs	4.4 hrs	Yes

Qty	Part #	Description
1	C13-MM	Wire mesh partition
1	F4-RA60-2	Fold-away unit, 2 levels, 22" D x 60" W x 47" H
1	F4-RA36-2	Fold-away unit, 2 levels, 22" D x 36" W x 47" H

The Deluxe package is designed to fit in a Metris with a single sliding door.



ALUMINUM **MML-27**

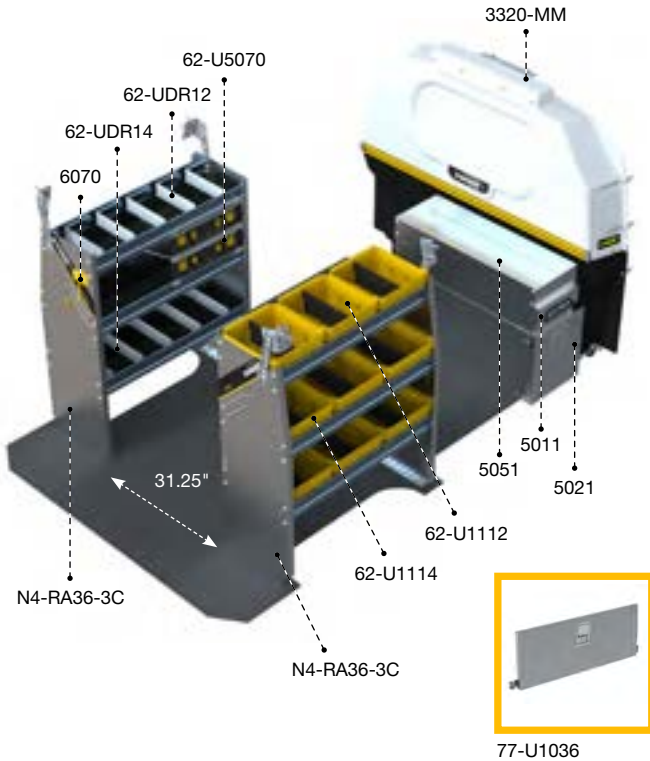
MERCEDES-BENZ METRIS



MERCEDES-BENZ METRIS



PACKAGES



MMR-27 ALUMINUM

Aluminum	126", 135"	Standard
253 lbs	6.2 hrs	Yes

Qty	Part #	Description
1	3320-MM	Max view contoured safety partition
1	5011	Partslider 36" D
1	5021	Tool drawer 36" D x 14" W x 16" H
1	5051	Top edge
2	62-U5070	Partskeeper carry case with holder
1	6070	6" Hook, 3" opening, painted
3	62-U1112	14" Deep plastic bin
6	62-U1114	14" Deep plastic bin
1	62-UDR12	Set of 5 dividers for a 12" shelf
1	62-UDR14	Set of 5 dividers for a 14" shelf
1	77-U1036	Adjustable shelving door unit - 33" W - for 36" & 72" shelves
2	N4-RA36-3C	Composite Aluminum shelving units, 14" D x 36" W x 44.5" H

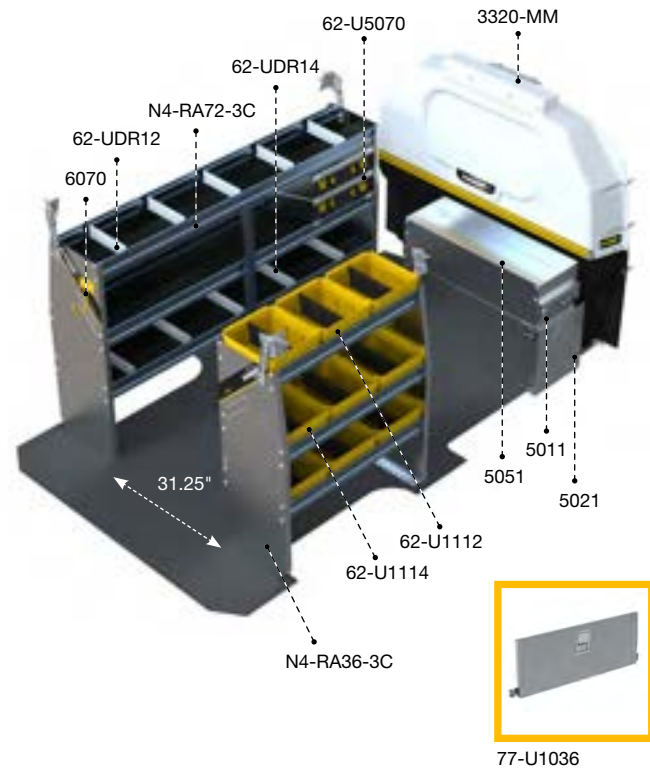
The Base package is designed to fit in a Metris with dual sliding doors.

MML-27 ALUMINUM

Aluminum	126", 135"	Standard
270 lbs	6.3 hrs	Yes


Qty	Part #	Description
1	3320-MM	Max view contoured safety partition
1	5011	Partslider 36" D
1	5021	Tool drawer 36" D x 14" W x 16" H
1	5051	Top edge
2	62-U5070	Partskeeper carry case with holder
1	6070	6" Hook, 3" opening, painted
3	62-U1112	12" Deep plastic bin
6	62-U1114	14" Deep plastic bin
1	62-UDR12	Set of 5 dividers for a 12" shelf
1	62-UDR14	Set of 5 dividers for a 14" shelf
1	77-U1036	Adjustable shelving door unit - 33" W - for 36" & 72" shelves
1	N4-RA36-3C	Composite Aluminum shelving unit, 14" D x 36" W x 44.5" H
1	N4-RA72-3C	Composite Aluminum shelving unit, 14" D x 72" W x 44.5" H

The Deluxe package is designed to fit in a Metris with a single sliding door.





MERCEDES-BENZ **SPRINTER**



DLS-10
CONTRACTOR

Steel	144"	Low Roof
291 lbs	3.8 hrs	Yes

Qty	Part #	Description
1	6070	6" Hook, 3" opening, painted
1	C20-DL	Straight partition with perforated window, no access
1	N5-RS60-4	Steel shelving unit, 14" D x 60" W x 62" H
1	N5-RS96-4	Steel shelving unit, 14" D x 96" W x 62" H

PACKAGES



DHS-10
CONTRACTOR

Steel	144"	High Roof
300 lbs	3.8 hrs	Yes

Qty	Part #	Description
1	6070	6" Hook, 3" opening, painted
1	C20-DH	Straight partition with perforated window, no access
1	N5-RS60-4	Steel shelving unit, 14" D x 60" W x 62" H
1	N5-RS96-4	Steel shelving unit, 14" D x 96" W x 62" H




ELECTRICAL
DHS-11

MERCEDES-BENZ **SPRINTER**





MERCEDES-BENZ SPRINTER

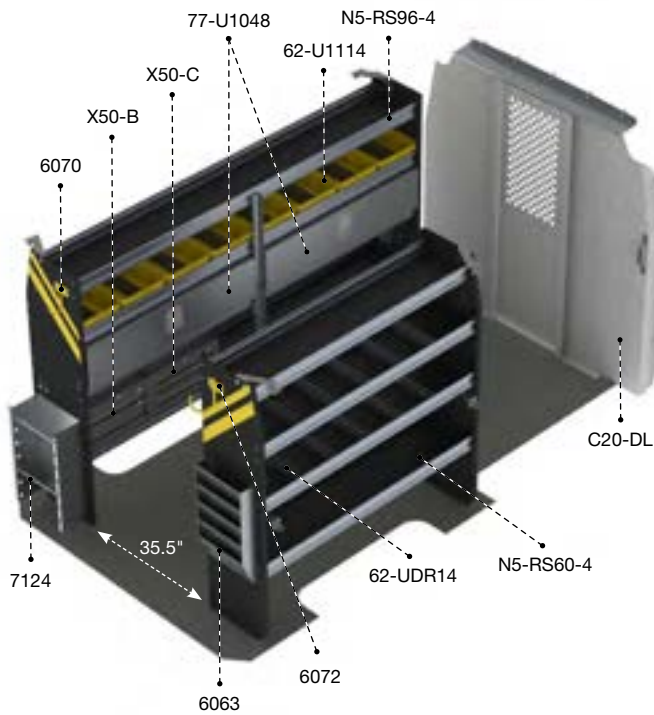


DHL-10 CONTRACTOR

Steel	170", 170" Ext.	High Roof
355 lbs	4.8 hrs	Yes

Qty	Part #	Description
1	6070	6" Hook, 3" opening, painted
1	C20-DH	Straight partition with perforated window, no access
3	N5-RS60-4	Steel shelving unit, 14" D x 60" W x 62" H

PACKAGES



DLS-11 ELECTRICAL

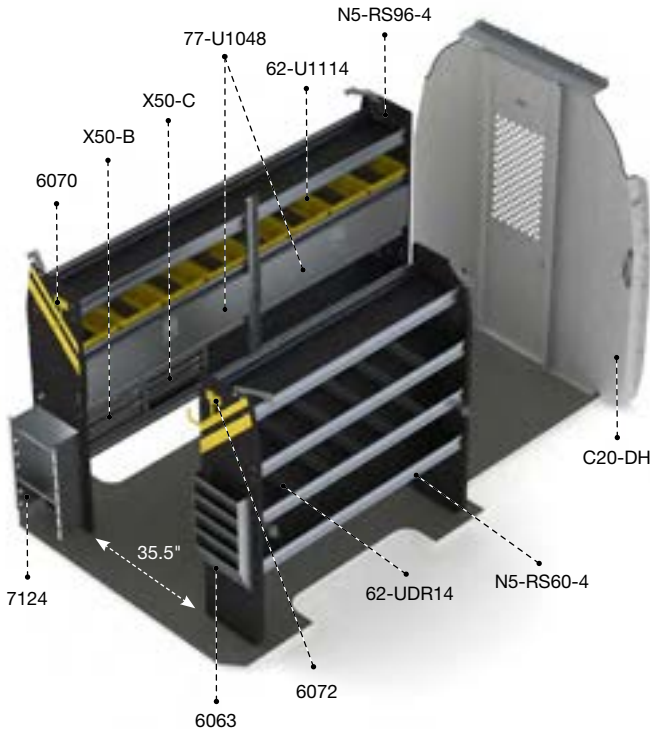
Steel	144"	Low Roof
404 lbs	6.3 hrs	Yes

Qty	Part #	Description
1	6063	Paper holder, extra deep, 5 slots
1	6070	6" Hook, 3" opening, painted
1	6072	8" Swivel hook, 4" opening, painted
8	62-U1114	14" Deep plastic bin
2	62-UDR14	Set of 5 dividers for a 14" shelf
1	7124	Reel holder with two 5/8" diameter rods
2	77-U1048	Adjustable shelving door unit - 45" W - for 48" & 96" shelves
1	C20-DL	Straight partition with perforated window, no access
1	N5-RS60-4	Steel shelving unit, 14" D x 60" W x 62" H
1	N5-RS96-4	Steel shelving unit, 14" D x 96" W x 62" H
1	X50-B	Compact 2-drawer unit
1	X50-C	Compact 3-drawer unit

MERCEDES-BENZ SPRINTER



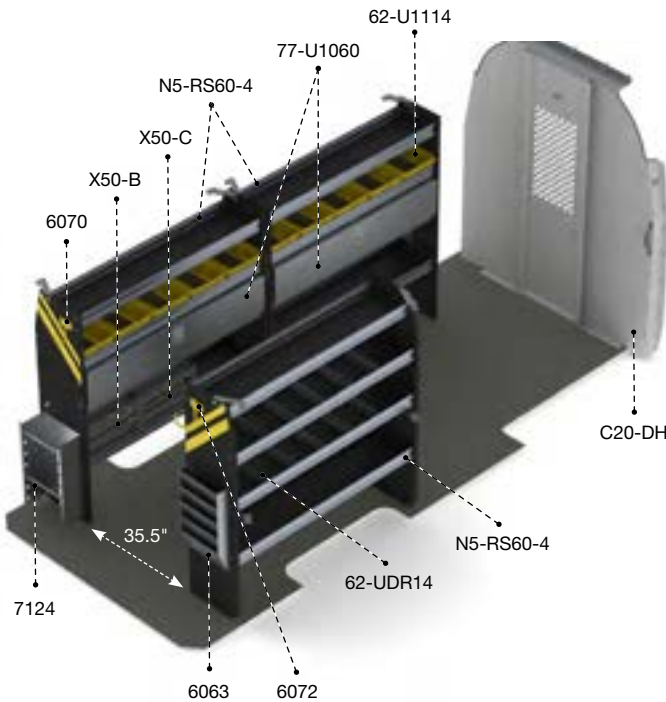
PACKAGES



DHS-11 ELECTRICAL

Steel	144"	High Roof
413 lbs	6.3 hrs	Yes

Qty	Part #	Description
1	6063	Paper holder, extra deep, 5 slots
1	6070	6" Hook, 3" opening, painted
1	6072	8" Swivel hook, 4" opening, painted
8	62-U1114	14" Deep plastic bin
2	62-UDR14	Set of 5 dividers for a 14" shelf
1	7124	Reel holder with two 5/8" diameter rods
2	77-U1048	Adjustable shelving door unit - 45" W - for 48" & 96" shelves
1	C20-DH	Straight partition with perforated window, no access
1	N5-RS60-4	Steel shelving unit, 14" D x 60" W x 62" H
1	N5-RS96-4	Steel shelving unit, 14" D x 96" W x 62" H
1	X50-B	Compact 2-drawer unit
1	X50-C	Compact 3-drawer unit



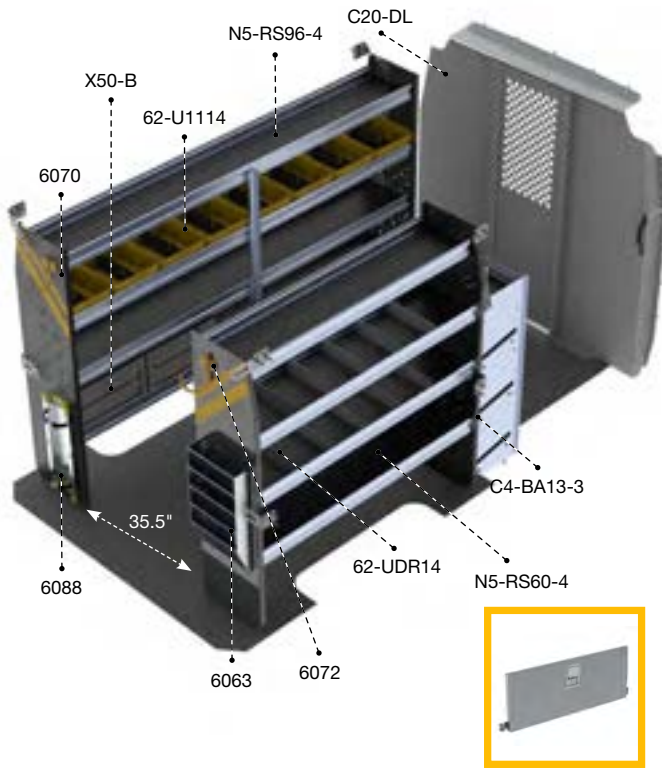
DHL-11 ELECTRICAL

Steel	170", 170" Ext.	High Roof
475 lbs	7.3 hrs	Yes

Qty	Part #	Description
1	6063	Paper holder, extra deep, 5 slots
1	6070	6" Hook, 3" opening, painted
1	6072	8" Swivel hook, 4" opening, painted
10	62-U1114	14" Deep plastic bin
2	62-UDR14	Set of 5 dividers for a 14" shelf
1	7124	Reel holder with two 5/8" diameter rods
2	77-U1060	Adjustable shelving door unit - 57" W - for 60" shelves
1	C20-DH	Straight partition with perforated window, no access
3	N5-RS60-4	Steel shelving units, 14" D x 60" W x 62" H
1	X50-B	Compact 2-drawer unit
1	X50-C	Compact 3-drawer unit



MERCEDES-BENZ **SPRINTER**



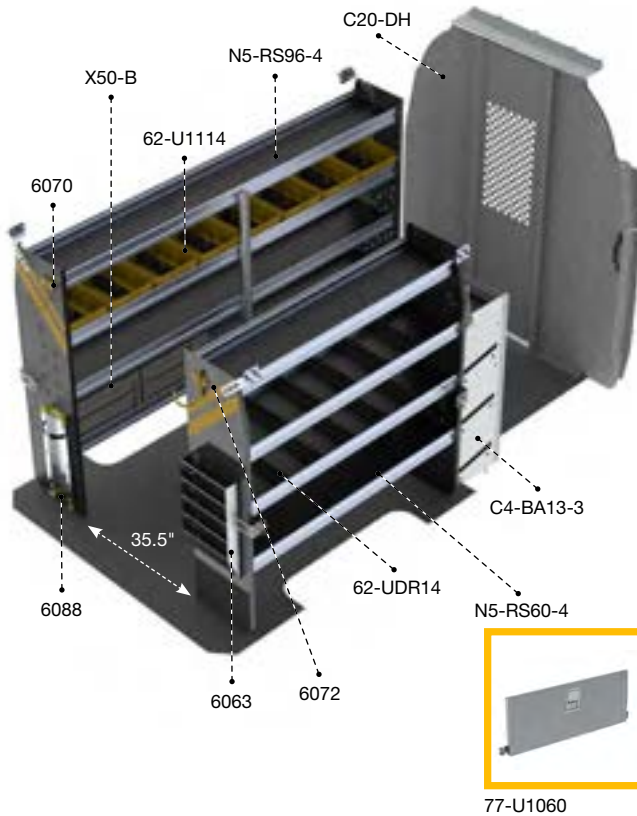
DLS-12

HVAC

Steel	144"	Low Roof
414 lbs	6.1 hrs	Yes

Qty	Part #	Description
1	C4-BA13-3	3 Tier refrigerant rack for large bottles
1	6063	Paper holder, extra deep, 5 slots
1	6070	6" Hook, 3" opening, painted
1	6072	8" Swivel hook, 4" opening, painted
1	6088	Large aluminum bottle holder, with two black nylon straps
8	62-U1114	14" Deep plastic bin
2	62-UDR14	Set of 5 dividers for a 14" shelf
1	77-U1060	Adjustable shelving door unit - 57" W - for 60" shelves
1	C20-DL	Straight partition with perforated window, no access
1	N5-RS60-4	Steel shelving unit, 14" D x 60" W x 62" H
1	N5-RS96-4	Steel shelving unit, 14" D x 96" W x 62" H
2	X50-B	Compact 2-drawer unit

77-U1060



DHS-12

HVAC

Steel	144"	High Roof
423 lbs	6.1 hrs	Yes

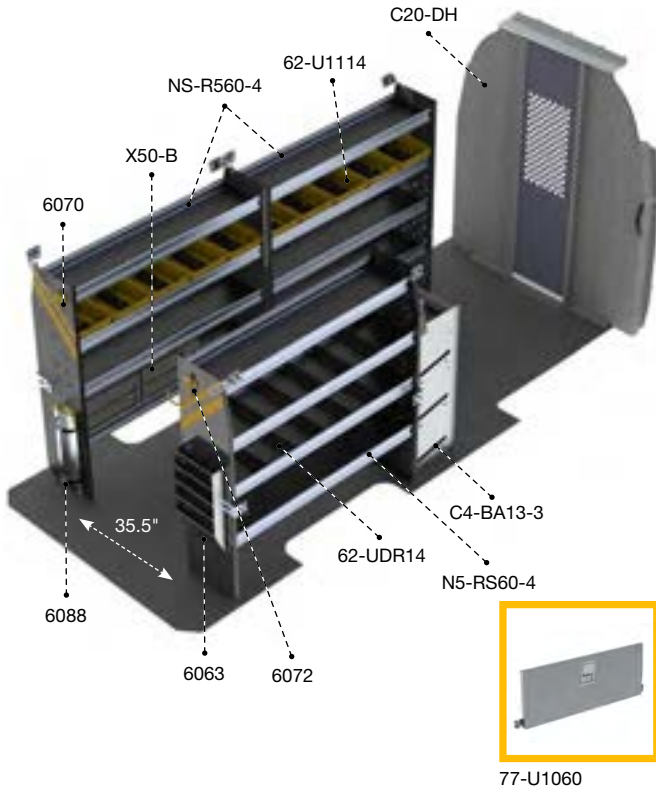
Qty	Part #	Description
1	C4-BA13-3	3 Tier refrigerant rack for large bottles
1	6063	Paper holder, extra deep, 5 slots
1	6070	6" Hook, 3" opening, painted
1	6072	8" Swivel hook, 4" opening, painted
1	6088	Large aluminum bottle holder, with two black nylon straps
8	62-U1114	14" Deep plastic bin
2	62-UDR14	Set of 5 dividers for a 14" shelf
1	77-U1060	Adjustable shelving door unit - 57" W - for 60" shelves
1	C20-DH	Straight partition with perforated window, no access
1	N5-RS60-4	Steel shelving unit, 14" D x 60" W x 62" H
1	N5-RS96-4	Steel shelving unit, 14" D x 96" W x 62" H
2	X50-B	Compact 2-drawer unit

77-U1060

MERCEDES-BENZ SPRINTER




PACKAGES



DHL-12 HVAC

Steel	170", 170" Ext.	High Roof
482 lbs	7.1 hrs	Yes

Qty	Part #	Description
1	C4-BA13-3	3 Tier refrigerant rack for large bottles
1	6063	Paper holder, extra deep, 5 slots
1	6070	6" Hook, 3" opening, painted
1	6072	8" Swivel hook, 4" opening, painted
1	6088	Large aluminum bottle holder, with two black nylon straps
10	62-U1114	14" Deep plastic bin
2	62-UDR14	Set of 5 dividers for a 14" shelf
1	77-U1060	Adjustable shelving door unit - 57" W - for 60" shelves
1	C20-DH	Straight partition with perforated window, no access
3	N5-RS60-4	Steel shelving units, 14" D x 60" W x 62" H
2	X50-B	Compact 2-drawer unit



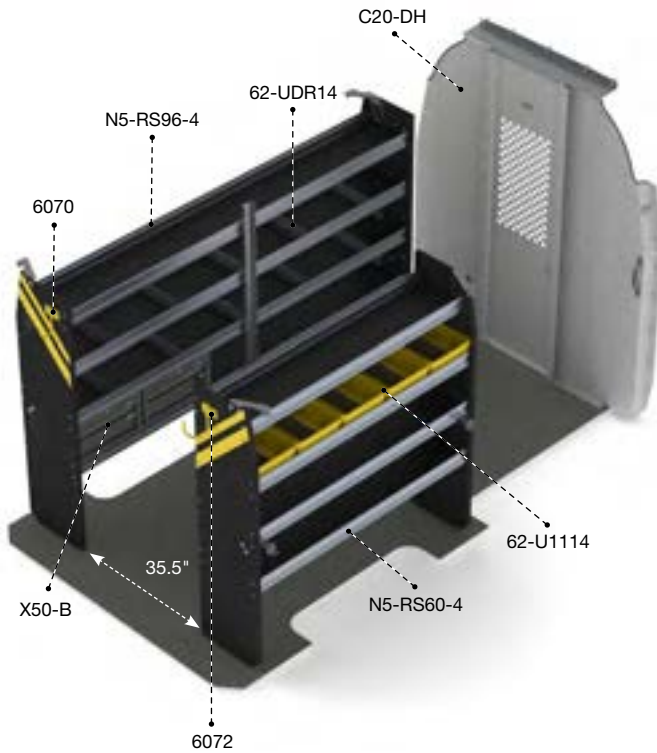
DLS-16 SERVICE

Steel	144"	Low Roof
361 lbs	4.6 hrs	Yes

Qty	Part #	Description
1	6070	6" Hook, 3" opening, painted
1	6072	8" Swivel hook, 4" opening, painted
5	62-U1114	14" Deep plastic bin
2	62-UDR14	Set of 5 dividers for a 14" shelf
1	C20-DL	Straight partition with perforated window, no access
1	N5-RS60-4	Steel shelving unit, 14" D x 60" W x 62" H
1	N5-RS96-4	Steel shelving unit, 14" D x 96" W x 62" H
2	X50-B	Compact 2-drawer unit



MERCEDES-BENZ **SPRINTER**

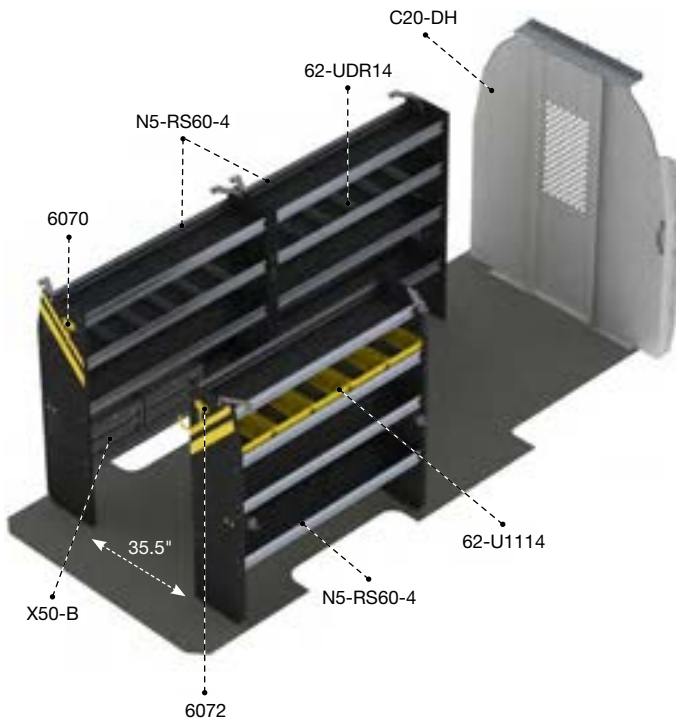


DHS-16
SERVICE

Steel	144"	High Roof
370 lbs	4.6 hrs	Yes

Qty	Part #	Description
1	6070	6" Hook, 3" opening, painted
1	6072	8" Swivel hook, 4" opening, painted
5	62-U1114	14" Deep plastic bin
2	62-UDR14	Set of 5 dividers for a 14" shelf
1	C20-DH	Straight partition with perforated window, no access
1	N5-RS60-4	Steel shelving unit, 14" D x 60" W x 62" H
1	N5-RS96-4	Steel shelving unit, 14" D x 96" W x 62" H
2	X50-B	Compact 2-drawer unit

PACKAGES



DHL-16
SERVICE

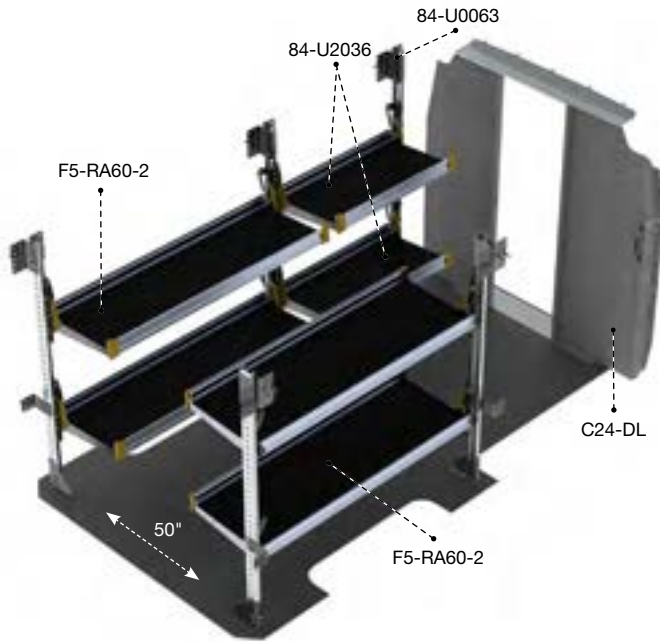
Steel	170", 170" Ext.	High Roof
425 lbs	5.6 hrs	Yes

Qty	Part #	Description
1	6070	6" Hook, 3" opening, painted
1	6072	8" Swivel hook, 4" opening, painted
5	62-U1114	14" Deep plastic bin
2	62-UDR14	Set of 5 dividers for a 14" shelf
1	C20-DH	Straight partition with perforated window, no access
3	N5-RS60-4	Steel shelving units, 14" D x 60" W x 62" H
2	X50-B	Compact 2-drawer unit

MERCEDES-BENZ **SPRINTER**



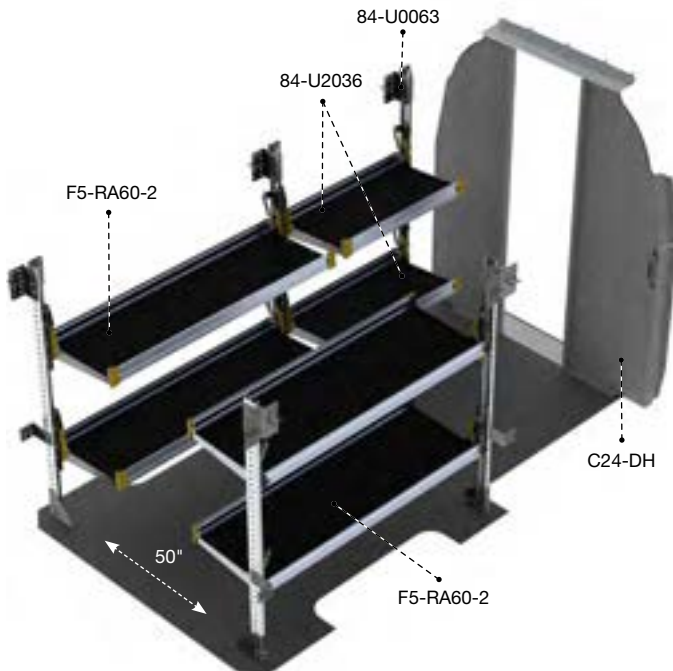
PACKAGES



DLS-19 DELIVERY

Aluminum	144"	Low Roof
274 lbs	5.3 hrs	Yes

Qty	Part #	Description
1	84-U0063	Post assembly for fold-away shelving, 63"
2	84-U2036	Fold-away shelf tray, 20" D x 36" W
1	C24-DL	Straight walk through steel partition
2	F5-RA60-2	Fold-away unit, 2 levels, 25" D x 60" W x 63" H



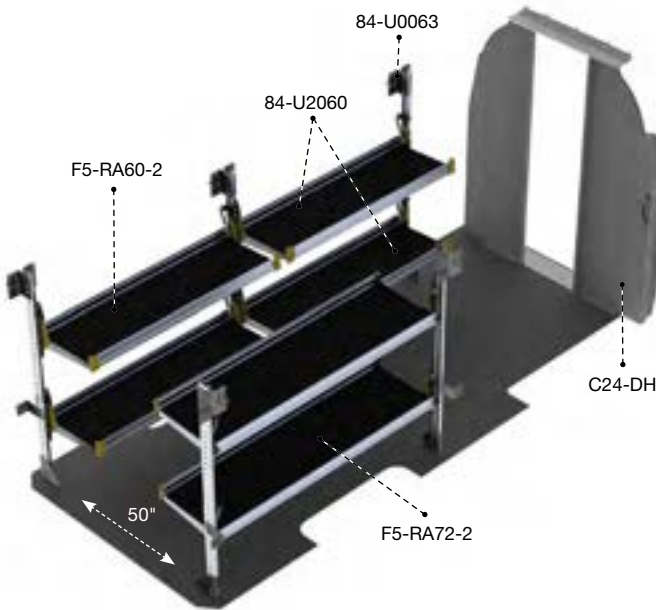
DHS-19 DELIVERY

Aluminum	144"	High Roof
277 lbs	5.3 hrs	Yes

Qty	Part #	Description
1	84-U0063	Post assembly for fold-away shelving, 63"
2	84-U2036	Fold-away shelf tray, 20" D x 36" W
1	C24-DH	Straight walk through steel partition
2	F5-RA60-2	Fold-away unit, 2 levels, 25" D x 60" W x 63" H



MERCEDES-BENZ **SPRINTER**

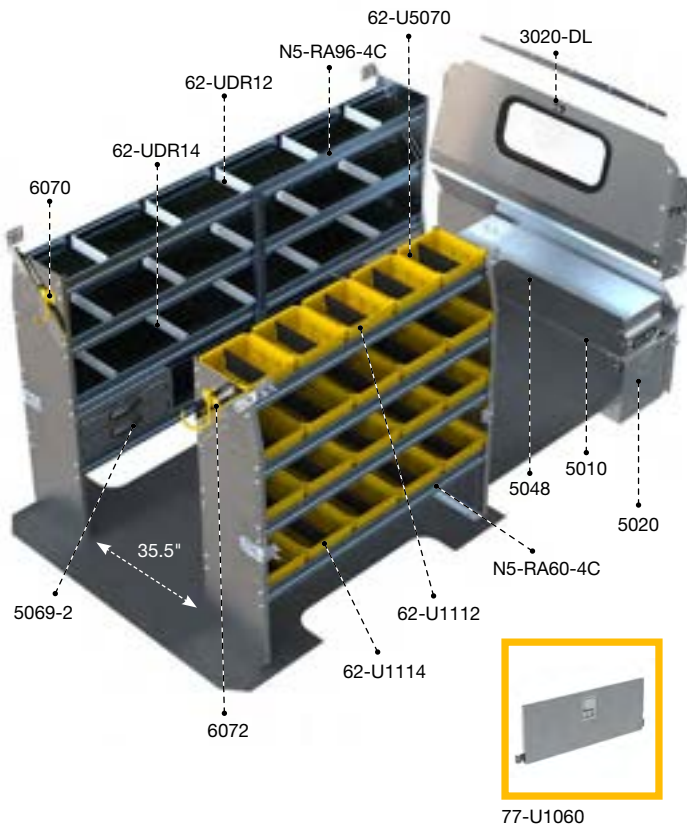


DHL-19
DELIVERY

■ Aluminum	🚚 170", 170" Ext.	🚚 High Roof
📦 299	🕒 5.3 hrs	🏠 Yes

Qty	Part #	Description
1	C24-DH	Straight walk through steel partition
1	F5-RA60-2	Fold-away unit, 2 levels, 60" W x 63" H
1	84-U0063	Post assembly for fold-away shelving, 63"
2	84-U2060	Fold-away shelf tray, 20" D x 60" W
1	F5-RA72-2	Fold-away unit, 2 levels, 72" W x 63" H

PACKAGES



DLS-27
ALUMINUM


■ Aluminum	🚚 144"	🚚 Low Roof
📦 404 lbs	🕒 7.5 hrs	🏠 Yes

Qty	Part #	Description
1	3020-DL	Countoured safety partition with glass window
1	5010	Partslider drawer
1	5020	Tool drawer 48" D x 14" W x 16" H
1	5048	Top edge
1	5069-2	2 Drawer cabinet
2	62-U5070	Partskeeper carry case with holder
1	6070	6" Hook, 3" opening, painted
1	6072	8" Swivel hook, 4" opening, painted
5	62-U1112	12" Deep plastic bin
15	62-U1114	14" Deep plastic bin
1	62-UDR12	Set of 5 dividers for a 12" shelf
2	62-UDR14	Set of 5 dividers for a 14" shelf
1	77-U1060	Adjustable shelving door unit - 57" W - for 60" shelves
1	N5-RA60-4C	Composite Aluminum shelving unit, 60", 14"D x 60" W x 62"H
1	N5-RA96-4C	Composite Aluminum shelving unit, 96", 14"D x 96" W x 62"H

MERCEDES-BENZ SPRINTER



PACKAGES



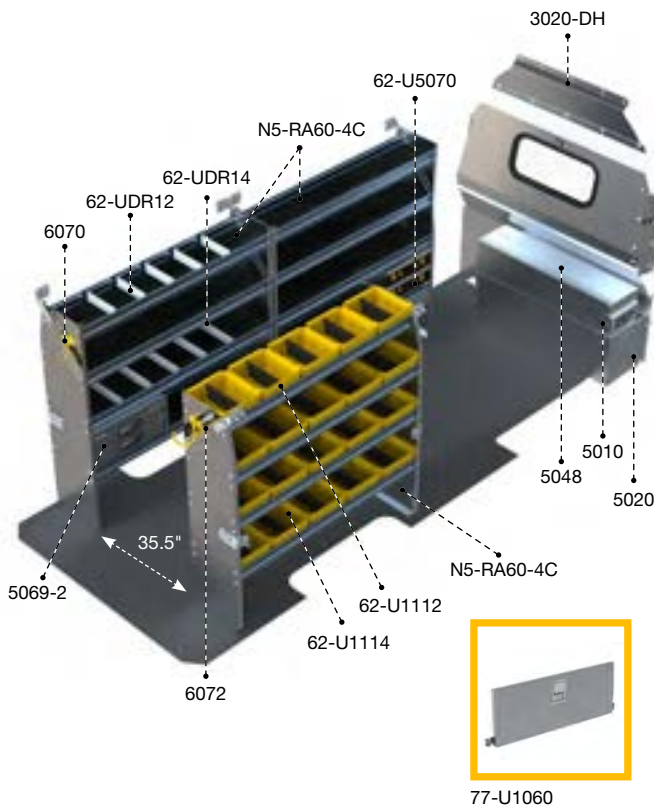
DHS-27 ALUMINUM

	Aluminum		144"		High Roof
	411 lbs		7.5 hrs		Yes

Qty	Part #	Description
1	3020-DH	Countoured safety partition with glass window
1	5010	Partslider drawer
1	5020	Tool drawer 48" D x 14" W x 16" H
1	5048	Top edge
1	5069-2	2 Drawer cabinet
2	62-U5070	Partskeeper carry case with holder
1	6070	6" Hook, 3" opening, painted
1	6072	8" Swivel hook, 4" opening, painted
5	62-U1112	12" Deep plastic bin
15	62-U1114	14" Deep plastic bin
1	62-UDR12	Set of 5 dividers for a 12" shelf
2	62-UDR14	Set of 5 dividers for a 14" shelf
1	77-U1060	Adjustable shelving door unit - 57" W - for 60" shelves
1	N5-RA60-4C	Composite Aluminum shelving unit, 60", 14"D x 60" W x 62"H
1	N5-RA96-4C	Composite Aluminum shelving unit, 96", 14"D x 96" W x 62"H

DHL-27 ALUMINUM

	Aluminum		170", 170" Ext.		High Roof
	445 lbs		8.5 hrs		Yes



Qty	Part #	Description
1	3020-DH	Countoured safety partition with glass window
1	5010	Partslider 48" D
1	5020	Tool drawer 48" D x 14" W x 16" H
1	5048	Top edge
1	5069-2	2 Drawer cabinet
2	62-U5070	Partskeeper carry case with holder
1	6070	6" Hook, 3" opening, painted
1	6072	8" Swivel hook, 4" opening, painted
5	62-U1112	12" Deep plastic bin
15	62-U1114	14" Deep plastic bin
1	62-UDR12	Set of 5 dividers for a 12" shelf
2	62-UDR14	Set of 5 dividers for a 14" shelf
1	77-U1060	Adjustable shelving door unit - 57" W - for 60" shelves
3	N5-RA60-4C	Composite Aluminum shelving units, 60", 14"D x 60" W x 62"H



ALUMINUM **DHS-27**

MERCEDES-BENZ **SPRINTER**





RAM PROMASTER


PACKAGES



RPS-10 CONTRACTOR

Steel	118", 136"	Low / High
259 lbs	3.8 hrs	Yes

Qty	Part #	Description
1	6070	6" Hook, 3" opening, painted
1	C20-X	Straight steel partition with perforated window, no access
1	N5-RS48-4	Steel shelving unit, 14" D x 48" W x 62" H
1	N5-RS72-4	Steel shelving unit, 14" D x 72" W x 62" H



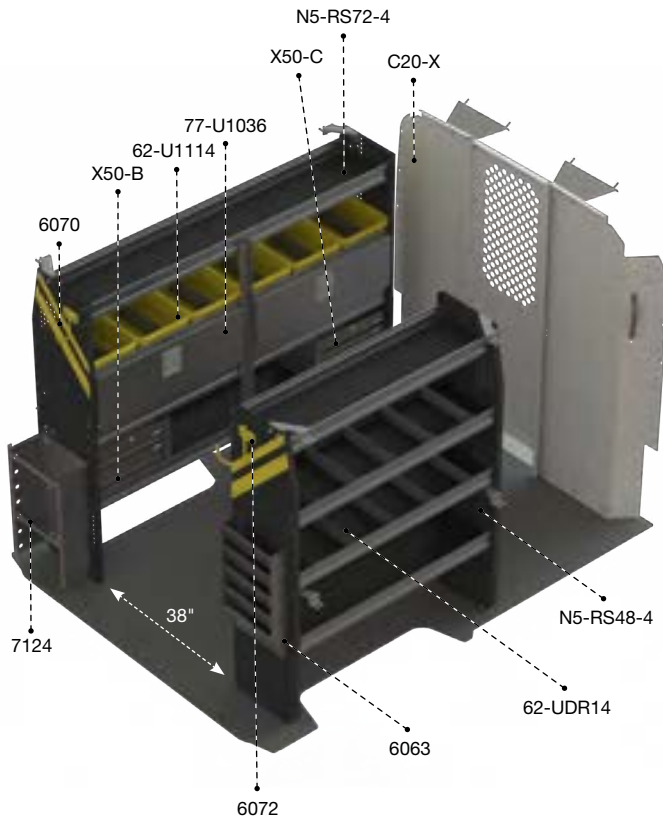
RPL-10 CONTRACTOR

Steel	159", 159" Ext.	High
289 lbs	3.8 hrs	Yes

Qty	Part #	Description
1	6070	6" Hook, 3" opening, painted
1	C20-X	Straight steel partition with perforated window, no access
1	N5-RS60-4	Steel shelving unit, 14" D x 60" W x 62" H
1	N5-RS96-4	Steel shelving unit, 14" D x 96" W x 62" H



RAM PROMASTER

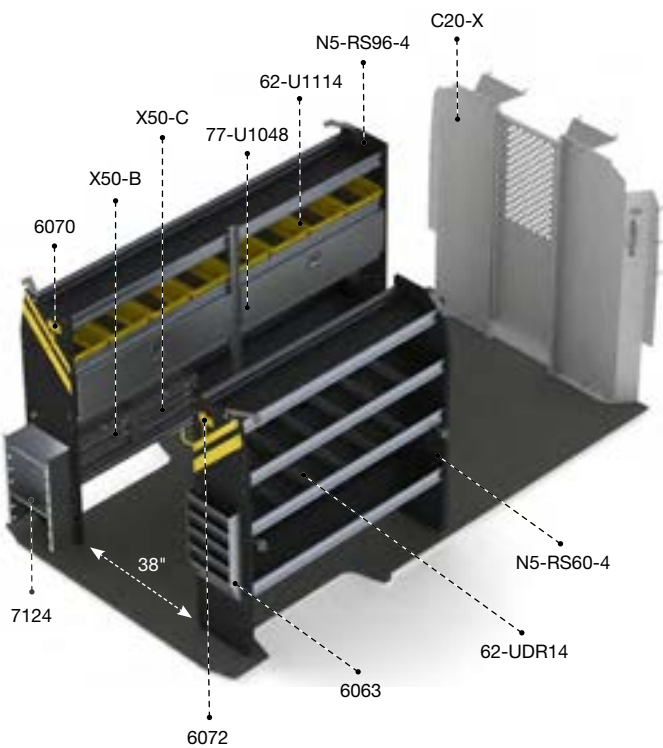


RPS-11
ELECTRICAL

Steel	118", 136"	Low / High
364 lbs	6.3 hrs	Yes

Qty	Part #	Description
1	6063	Paper holder, extra deep, 5 slots
1	6070	6" Hook, 3" opening, painted
1	6072	8" Swivel hook, 4" opening, painted
6	62-U1114	14" Deep plastic bin
2	62-UDR14	Set of 5 dividers for a 14" shelf
1	7124	Reel holder with two 5/8" diameter rods
2	77-U1036	Adjustable shelving door unit - 33" W - for 36" & 72" shelves
1	C20-X	Straight steel partition with perforated window, no access
1	N5-RS48-4	Steel shelving unit, 14" D x 48" W x 62" H
1	N5-RS72-4	Steel shelving unit, 14" D x 72" W x 62" H
1	X50-B	Compact 2-drawer unit
1	X50-C	Compact 3-drawer unit

PACKAGES



RPL-11
ELECTRICAL

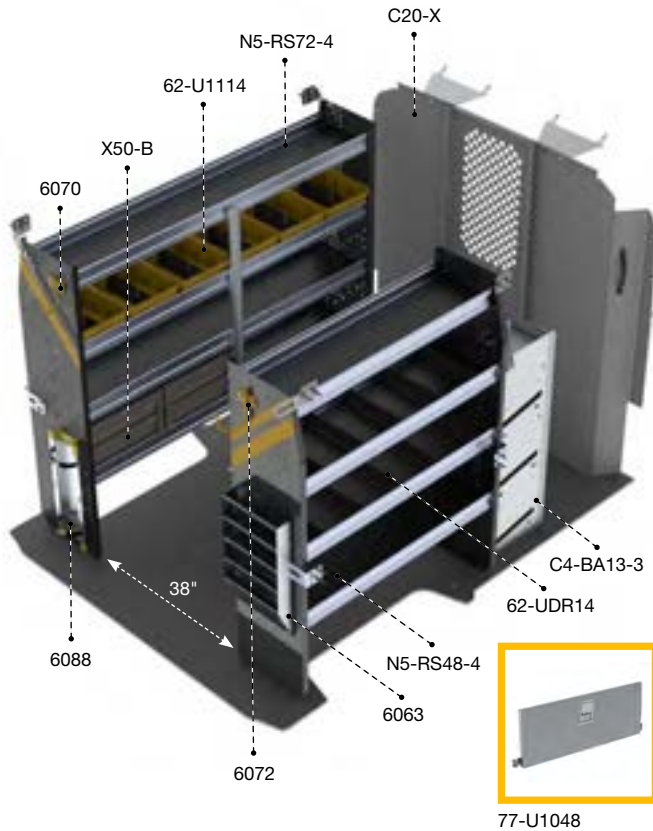
Steel	159", 159" Ext.	High
402 lbs	6.3 hrs	Yes

Qty	Part #	Description
1	6063	Paper holder, extra deep, 5 slots
1	6070	6" Hook, 3" opening, painted
1	6072	8" Swivel hook, 4" opening, painted
8	62-U1114	14" Deep plastic bin
2	62-UDR14	Set of 5 dividers for a 14" shelf
1	7124	Reel holder with two 5/8" diameter rods
2	77-U1048	Adjustable shelving door unit - 45" W - for 48" & 96" shelves
1	C20-X	Straight steel partition with perforated window, no access
1	N5-RS60-4	Steel shelving unit, 14" D x 60" W x 62" H
1	N5-RS96-4	Steel shelving unit, 14" D x 96" W x 62" H
1	X50-B	Compact 2-drawer unit
1	X50-C	Compact 3-drawer unit



RAM PROMASTER

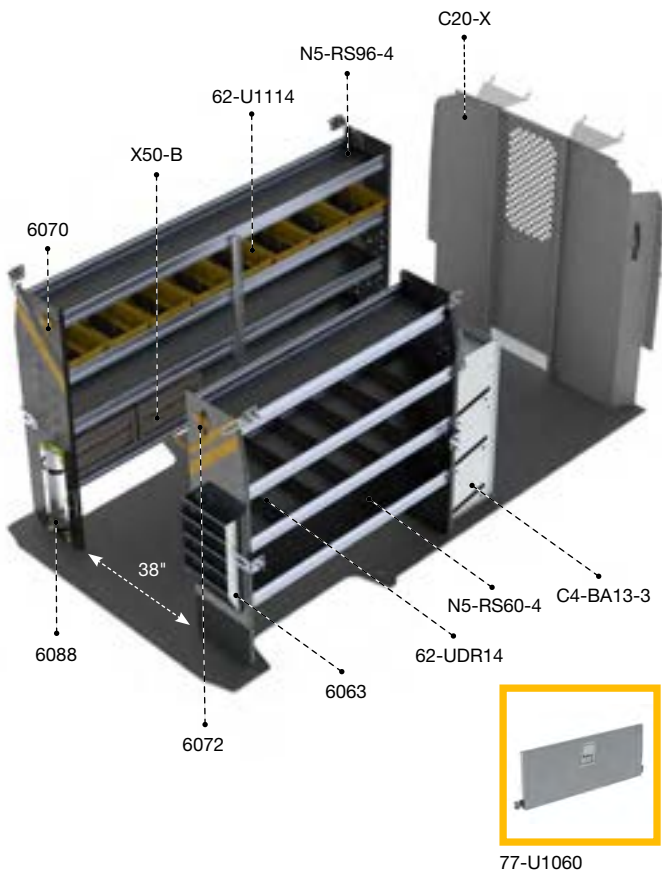
PACKAGES



RPS-12 HVAC

	Steel		118", 136"		Low / High
	376 lbs		6.1 hrs		Yes

Qty	Part #	Description
1	C4-BA13-3	3 Tier refrigerant rack for large bottles
1	6063	Paper holder, extra deep, 5 slots
1	6070	6" Hook, 3" opening, painted
1	6072	8" Swivel hook, 4" opening, painted
1	6088	Large aluminum bottle holder, with two black nylon straps
6	62-U1114	14" Deep plastic bin
2	62-UDR14	Set of 5 dividers for a 14" shelf
1	77-U1048	Adjustable shelving door unit - 45" W - for 48" & 96"shelves
1	C20-X	Straight steel partition with perforated window, no access
1	N5-RS48-4	Steel shelving unit, 14" D x 48" W x 62" H
1	N5-RS72-4	Steel shelving unit, 14" D x 72" W x 62" H
2	X50-B	Compact 2-drawer unit



RPL-12 HVAC

	Steel		159", 159" Ext.		High
	412 lbs		6.1 hrs		Yes

Qty	Part #	Description
1	C4-BA13-3	3 Tier refrigerant rack for large bottles
1	6063	Paper holder, extra deep, 5 slots
1	6070	6" Hook, 3" opening, painted
1	6072	8" Swivel hook, 4" opening, painted
1	6088	Large aluminum bottle holder, with two black nylon straps
8	62-U1114	14" Deep plastic bin
2	62-UDR14	Set of 5 dividers for a 14" shelf
1	77-U1060	Adjustable shelving door unit - 57" W - for 60" shelves
1	C20-X	Straight steel partition with perforated window, no access
1	N5-RS60-4	Steel shelving unit, 14" D x 60" W x 62" H
1	N5-RS96-4	Steel shelving unit, 14" D x 96" W x 62" H
2	X50-B	Compact 2-drawer unit



SERVICE
RPS-16


RAM PROMASTER





RAM PROMASTER

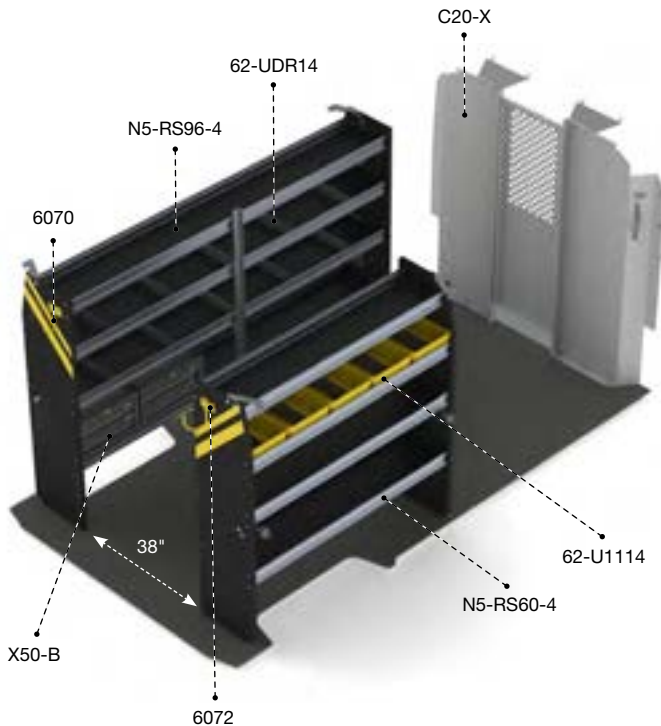
PACKAGES



RPS-16 SERVICE

Steel	118", 136"	Low / High
326 lbs	4.6 hrs	Yes

Qty	Part #	Description
1	6070	6" Hook, 3" opening, painted
1	6072	8" Swivel hook, 4" opening, painted
4	62-U1114	14" Deep plastic bin
2	62-UDR14	Set of 5 dividers for a 14" shelf
1	C20-X	Straight steel partition with perforated window, no access
1	N5-RS48-4	Steel shelving unit, 14" D x 48" W x 62" H
1	N5-RS72-4	Steel shelving unit, 14" D x 72" W x 62" H
2	X50-B	Compact 2-drawer unit



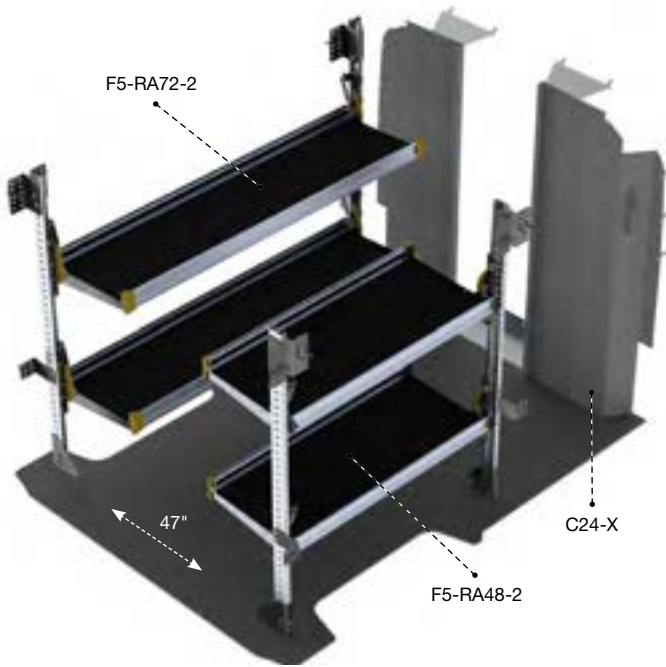
RPL-16 SERVICE

Steel	159", 159" Ext.	High
359 lbs	4.6 hrs	Yes

Qty	Part #	Description
1	6070	6" Hook, 3" opening, painted
1	6072	8" Swivel hook, 4" opening, painted
5	62-U1114	14" Deep plastic bin
2	62-UDR14	Set of 5 dividers for a 14" shelf
1	C20-X	Straight steel partition with perforated window, no access
1	N5-RS60-4	Steel shelving unit, 14" D x 60" W x 62" H
1	N5-RS96-4	Steel shelving unit, 14" D x 96" W x 62" H
2	X50-B	Compact 2-drawer unit



RAM PROMASTER

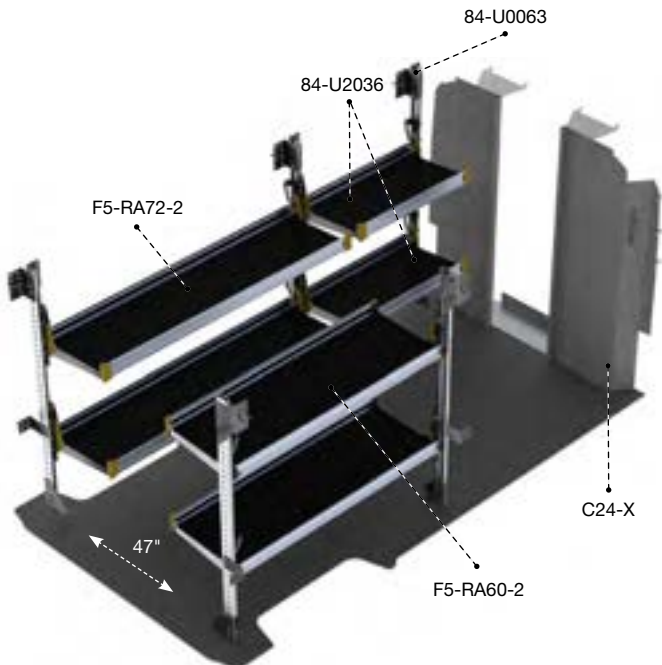


RPS-19
DELIVERY

Aluminum	118", 136"	Low / High
228 lbs	4.2 hrs	Yes

Qty	Part #	Description
1	C24-X	Straight walk through steel partition
1	F5-RA72-2	Fold-away unit, 2 levels, 25" D x 72" W x 63" H
1	F5-RA48-2	Fold-away unit, 2 levels, 25" D x 48" W x 63" H

PACKAGES



RPL-19
DELIVERY

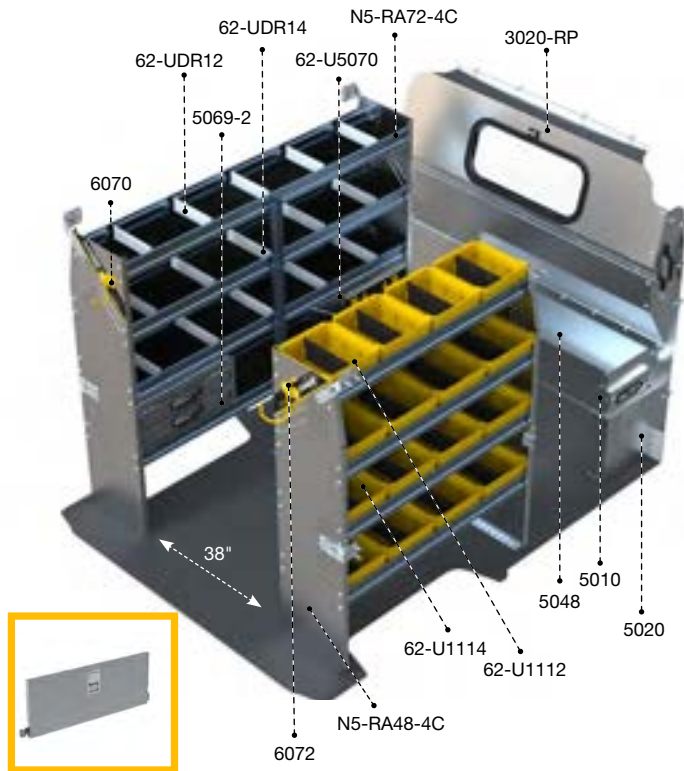
Aluminum	159", 159" Ext.	High
289 lbs	5.3 hrs	Yes

Qty	Part #	Description
1	C24-X	Straight walk through partition
1	F5-RA60-2	Fold-away unit, 2 levels, 25" D x 60" W x 63" H
1	F5-RA72-2	Fold-away unit, 2 levels, 25" D x 72" W x 63" H
1	84-U0063	Post assembly for fold-away shelving, 63"
2	84-U2036	Fold-away shelf tray, 20" D x 36" W



RAM PROMASTER

PACKAGES

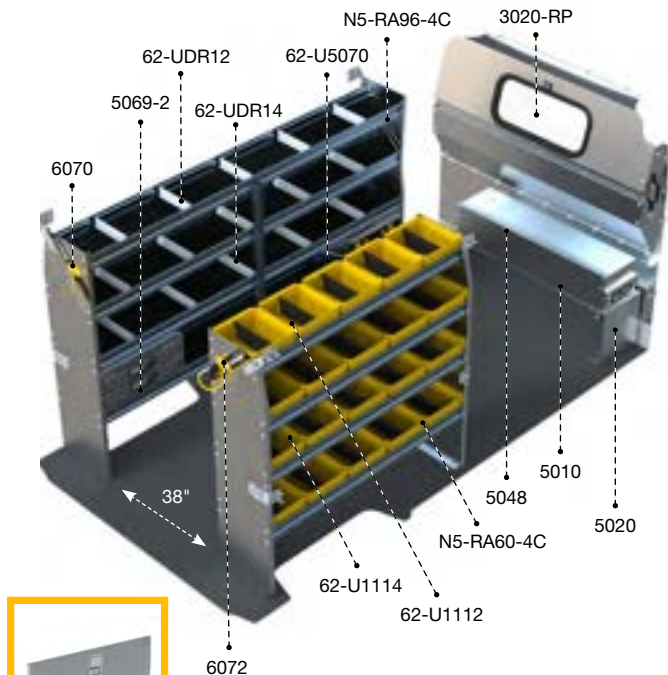


77-U1048

RPS-27 ALUMINUM

	Aluminum		118", 136"		Low / High
	386 lbs		7.3 hrs		Yes

Qty	Part #	Description
1	3020-RP	Countoured safety partition with glass window
1	5010	Partslider 48" D
1	5020	Tool drawer 48" D x 14" W x 16" H
1	5048	Top edge
1	5069-2	2 Drawer cabinet
2	62-U5070	Partskeeper carry case with holder
1	6070	6" Hook, 3" opening, painted
1	6072	8" Swivel hook, 4" opening, painted
4	62-U1112	12" Deep plastic bin
12	62-U1114	14" Deep plastic bin
1	62-UDR12	Set of 5 dividers for a 12" shelf
2	62-UDR14	Set of 5 dividers for a 14" shelf
1	77-U1048	Adjustable shelving door unit - 45" W - for 48" & 96" shelves
1	N5-RA48-4C	Composite Aluminum shelving unit, 14" D x 48" W x 62" H
1	N5-RA72-4C	Composite Aluminum shelving unit, 14" D x 72" W x 62" H



77-U1060

RPL-27 ALUMINUM

	Aluminum		159", 159" Ext.		High
	416 lbs		7.3 hrs		Yes

Qty	Part #	Description
1	3020-RP	Countoured safety partition with glass window
1	5010	Partslider 48" D
1	5020	Tool drawer 48" D x 14" W x 16" H
1	5048	Top edge
1	5069-2	2 Drawer cabinet
2	62-U5070	Partskeeper carry case with holder
1	6070	6" Hook, 3" opening, painted
1	6072	8" Swivel hook, 4" opening, painted
5	62-U1112	12" deep plastic bin
15	62-U1114	14" deep plastic bin
1	62-UDR12	Set of 5 dividers for a 12" Shelf
2	62-UDR14	Set of 5 dividers for a 14" Shelf
1	77-U1060	Adjustable shelving door unit - 57" W - for 60" shelves
1	N5-RA60-4C	Composite Aluminum Shelving unit, 14" D x 60" W x 62" H
1	N5-RA96-4C	Composite Aluminum Shelving unit, 14" D x 96" W x 62" H



RAM **PROMASTER CITY**




PMC-10
CONTRACTOR

Steel	122"	Standard
156 lbs	3.2 hrs	Yes

Qty	Part #	Description
1	6070	6" Hook, 3" opening, painted
1	C10-PC	Contoured steel partition with perforated window
2	P4-RS36-3	Steel shelving unit, 14" D x 36" W x 42" H

PACKAGES



PMD-10
CONTRACTOR

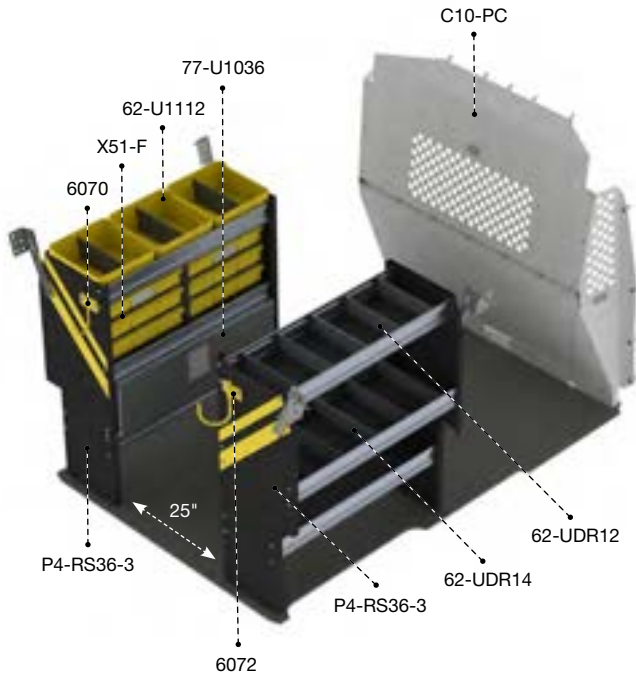
Steel	122"	Standard
170 lbs	3.2 hrs	Yes

Qty	Part #	Description
1	6070	6" Hook, 3" opening, painted
1	C10-PC	Contoured steel partition with perforated window
1	P4-RS36-3	Steel shelving unit, 14" D x 36" W x 42" H
1	P4-RS60-3	Steel shelving unit, 14" D x 60" W x 42" H



RAM PROMASTER CITY

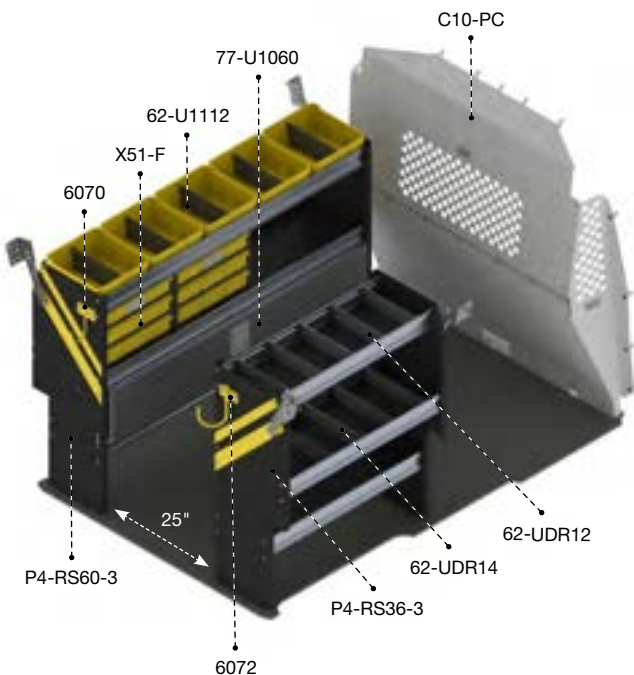
PACKAGES



PMC-11 ELECTRICAL

Steel	122"	Standard
230 lbs	4.5 hrs	Yes

Qty	Part #	Description
1	6070	6" Hook, 3" opening, painted
1	6072	8" Swivel hook, 4" opening, painted
3	62-U1112	12" Deep plastic bin
1	62-UDR12	Set of 5 dividers for a 12" shelf
1	62-UDR14	Set of 5 dividers for a 14" shelf
1	77-U1036	Adjustable shelving door unit - 33" W - for 36" & 72" shelves
1	C10-PC	Contoured steel partition with perforated window
2	P4-RS36-3	Steel shelving units, 14" D x 36" H x 42" W
2	X51-F	Compact 9-drawer unit



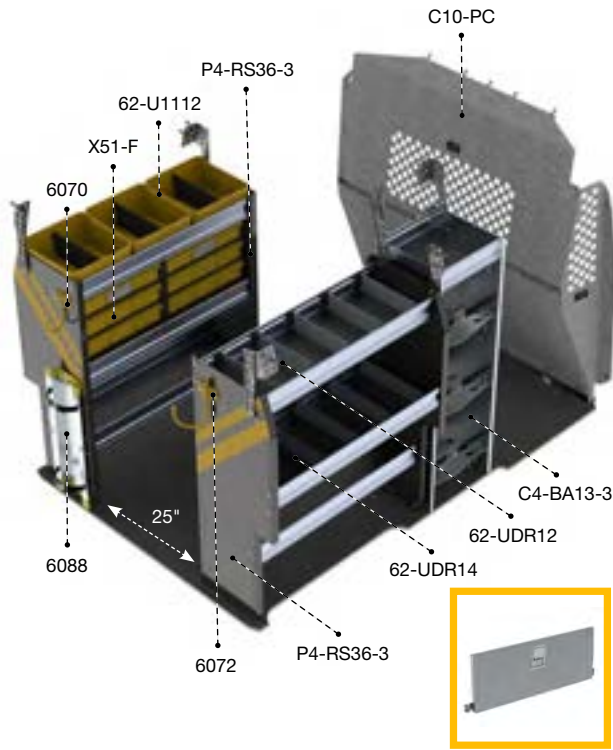
PMD-11 ELECTRICAL

Steel	122"	Standard
251 lbs	4.5 hrs	Yes

Qty	Part #	Description
1	6070	6" Hook, 3" opening, painted
1	6072	8" Swivel hook, 4" opening, painted
5	62-U1112	12" Deep plastic bin
1	62-UDR12	Set of 5 dividers for a 12" shelf
1	62-UDR14	Set of 5 dividers for a 14" shelf
1	77-U1060	Adjustable shelving door unit - 57" W - for 60" shelves
1	C10-PC	Contoured steel partition with perforated window
1	P4-RS36-3	Steel shelving unit, 14" D x 36" H x 42" W
1	P4-RS60-3	Steel shelving unit, 14" D x 60" H x 42" W
2	X51-F	Compact 9-drawer unit



RAM PROMASTER CITY



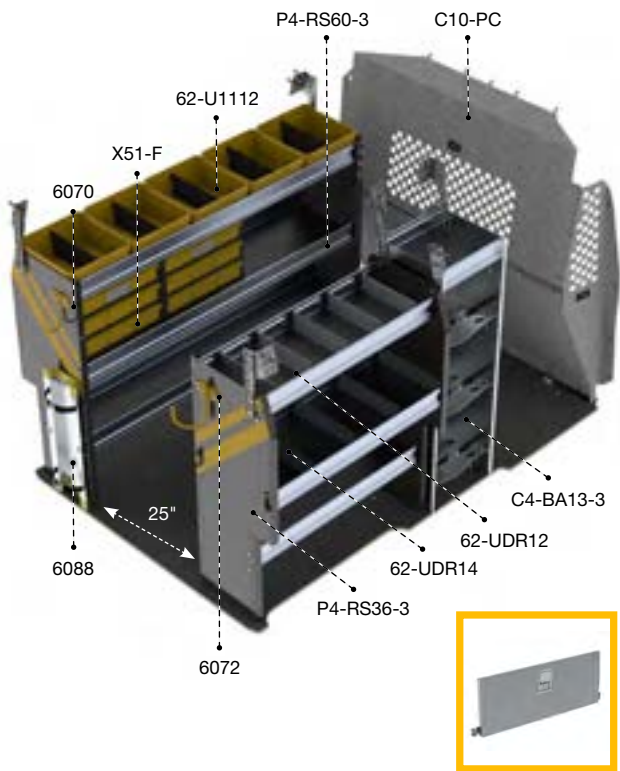
PMC-12

HVAC

Steel	122"	Standard
260 lbs	5.3 hrs	Yes

Qty	Part #	Description
1	C4-BA13-3	3 Tier refrigerant rack for large bottles
1	6070	6" Hook, 3" opening, painted
1	6072	8" Swivel hook, 4" opening, painted
1	6088	Large aluminum bottle holder, with two black nylon straps
3	62-U1112	12" Deep plastic bin
1	62-UDR12	Set of 5 dividers for a 12" shelf
1	62-UDR14	Set of 5 dividers for a 14" shelf
1	77-U1036	Adjustable shelving door unit - 33" W - for 36" & 72" shelves
1	C10-PC	Contoured steel partition with perforated window
2	P4-RS36-3	Steel shelving units, 14" D x 36" W x 42" H
2	X51-F	Compact 9-drawer unit

PACKAGES



PMD-12

HVAC

Steel	122"	Standard
278 lbs	5.3 hrs	Yes

Qty	Part #	Description
1	C4-BA13-3	3 Tier refrigerant rack for large bottles
1	6070	6" Hook, 3" opening, painted
1	6072	8" Swivel hook, 4" opening, painted
1	6088	Large aluminum bottle holder, with two black nylon straps
5	62-U1112	12" Deep plastic bin
1	62-UDR12	Set of 5 dividers for a 12" shelf
1	62-UDR14	Set of 5 dividers for a 14" shelf
1	77-U1036	Adjustable shelving door unit - 33" W - for 36" & 72" shelves
1	C10-PC	Contoured steel partition with perforated window
1	P4-RS36-3	Steel shelving unit, 14" D x 36" W x 42" H
1	P4-RS60-3	Steel shelving unit, 14" D x 60" W x 42" H
2	X51-F	Compact 9-drawer unit



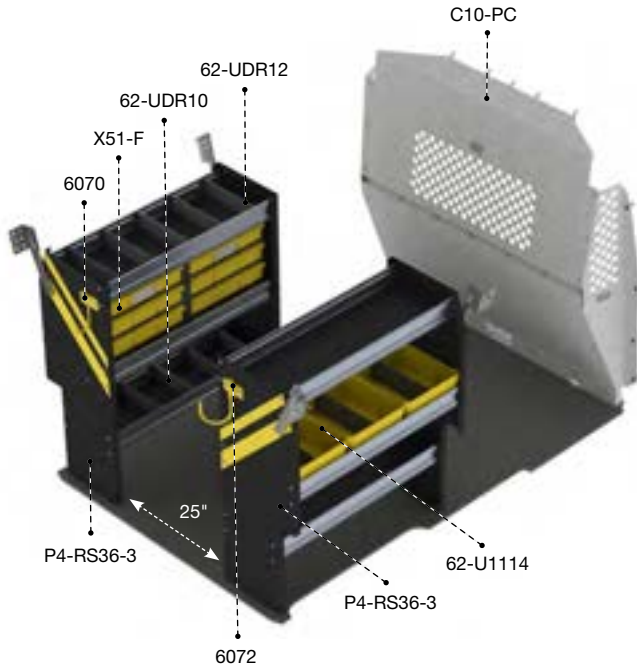
SERVICE
PMC-16

RAM **PROMASTER CITY**





RAM **PROMASTER CITY**

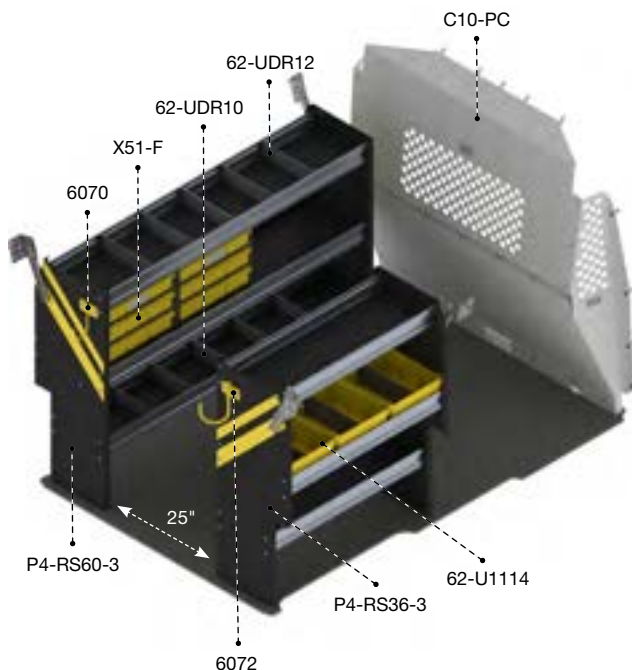


PMC-16
SERVICE

Steel	122"	Standard
223 lbs	4 hrs	Yes

Qty	Part #	Description
1	6070	6" Hook, 3" opening, painted
1	6072	8" Swivel hook, 4" opening, painted
3	62-U1114	14" Deep plastic bin
1	62-UDR10	Set of 5 dividers for a 10" shelf
1	62-UDR12	Set of 5 dividers for a 12" shelf
1	C10-PC	Contoured steel partition with perforated window
2	P4-RS36-3	Steel shelving units, 14" D x 36" W x 42" H
2	X51-F	Compact 9-drawer unit

PACKAGES



PMD-16
SERVICE

Steel	122"	Standard
237 lbs	4 hrs	Yes

Qty	Part #	Description
1	6070	6" Hook, 3" opening, painted
1	6072	8" Swivel hook, 4" opening, painted
3	62-U1114	14" Deep plastic bin
1	62-UDR10	Set of 5 dividers for a 10" shelf
1	62-UDR12	Set of 5 dividers for a 12" shelf
1	C10-PC	Contoured steel partition with perforated window
1	P4-RS36-3	Steel shelving unit, 14" D x 36" W x 42" H
1	P4-RS60-3	Steel shelving unit, 14" D x 60" W x 42" H
2	X51-F	Compact 9-drawer unit



RAM PROMASTER CITY

PACKAGES



PMC-19 DELIVERY

Aluminum	122"	Standard
161 lbs	2 hrs	Yes

Qty	Part #	Description
1	5032-1	Axess tray with 1 shelf and 1 drawer, 38" D x 45" W x 30" H
1	C13-PC	Wire mesh partition, 38" D x 45" W x 30" H



PMD-19 DELIVERY

Aluminum	122"	Standard
188 lbs	4.2 hrs	Yes

Qty	Part #	Description
1	C13-PC	Wire mesh partition
2	F4-RA30-2	Fold-away unit, 2 levels, 22" D x 30" W x 47" H



DELIVERY **PMD-19**

RAM PROMASTER CITY



LEGEND



Wheelbase



Roof Height



Weight



Estimated Install Time



Quickship



VAN SHELVING

Industry leading strength.
The perfect fit for your toughest jobs.



TOUGH
Extrusion builds durability into shelf.



QUIET
Shelf tray, end panel and extrusion are engineered to be vibration free.



ORGANIZED
A well-planned van outfit increases productivity.

VAN SHELVING

APPLICATION GUIDE P. 132

NOMENCLATURE P. 130

VAN SHELVING ACCESSORIES

BINS P. 143

DIVIDERS (LOW AND HIGH) P. 142

SHELF BLOCK KIT P. 143

RETAINER LIP P. 143

VAN SHELVING DOORS P. 141

VAN SHELVING

FOLD-AWAY SHELVING UNIT P. 144

SHELVING UNIT FOR LOW ROOF VAN P. 134

SHELVING UNIT FOR DEEP HIGH ROOF VAN P. 135

SHELVING UNIT FOR HIGH ROOF VAN P. 136

SHELVING UNIT FOR PROMASTER CITY P. 137

SHELVING UNIT FOR SQUARE BACK SHELVING P. 138

SHELVING UNIT FOR TRANSIT CONNECT P. 140

Ranger Design shelving is built strong and durable and often outlasts the vehicle. Designed to fit with maximum efficiency, Ranger Design shelving optimizes the space in a work van's cargo area.



RANGER DESIGN'S SHELVING

We want to simplify the customers' experience and make it easier to install both the shelving and the accessories.

This simple line of shelving makes it easy for you to stock. It enables you to upfit vans faster and to put them on the road quickly.

The benefits of Ranger Design shelving :

- › Simple product line
- › Easy installation in all vans
- › High quality
- › Steel line for quality and value
- › Aluminum and Composite Aluminum line for increased payload

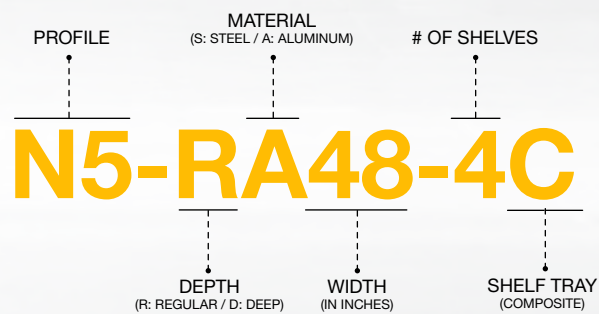
UNITS OFFERED

Description	Size (shelf tray & height)	Materials	Fits	36	48	60	72	84	96
High Roof Van (Square back with Notch)	14" x 62.5"	Steel, Composite Aluminum	Box Truck, Step Van & Trailer, Nissan NV, ProMaster, Sprinter, Transit	×	×	×	×	×	×
Deep High Roof Van (Square back with Notch)	18" x 62.5"	Steel	Box Truck, Step Van & Trailer, Nissan NV, ProMaster, Sprinter, Transit	×	×	×	×	×	×
Low Roof Van (Square back with Notch)	14" x 46.5"	Steel, Composite Aluminum	Box Truck, Step Van & Trailer, Metris, Nissan NV, NV 200, Savana, Transit	×	×	×	×	×	×
Transit Connect	14" x 46.5"	Steel, Aluminum	Transit Connect	×		×			
ProMaster City	14" x 46.5"	Steel, Aluminum	ProMaster City	×		×			
Square back shelving	14" x 26"	Steel, Composite Aluminum	Box Truck, Step Van & Trailer	×	×	×			
Square back shelving	14" x 34"	Steel, Composite Aluminum	Box Truck, Step Van & Trailer	×	×	×			

CONFIGURATION

- › 7 Profiles
- › Shelving comes as a base model
- › Shelves can be upgraded with bins or with dividers
- › All shelves are flat to allow for either bins or dividers

NOMENCLATURE



7 PROFILES

N4	44.5" H with notch at the back
N5-D	62" H Deep with notch at the back
N5-R	62" H with notch at the back
P4	42" H Contoured ProMaster City
S2	26" H Square back
S3	34" H Square back
T4	41.5" H Contoured Transit Connect



Application Guide




Type	Material	Box Truck, Step Van & Trailer	Chevrolet Express	Ford Transit 130"	Ford Transit 148"	Ford Transit 148" Ext.	Ford Transit Connect	GMC Savana	Mercedes-Benz Metris 126"
N4 44.5" H with notch at the back	Composite Aluminum	P. 134	P. 134	P. 134	P. 134			P. 134	P. 134
N4 44.5" H with notch at the back	Steel	P. 134	P. 134	P. 134	P. 134			P. 134	P. 134
N5-D 62" H Deep with notch at the back	Steel	P. 135		P. 135	P. 135	P. 135			
N5-R 62" H with notch at the back	Composite Aluminum	P. 136		P. 136	P. 136	P. 136			
N5-R 62" H with notch at the back	Steel	P. 136		P. 136	P. 136	P. 136			
P4 42" H Contoured ProMaster City	Aluminum								
P4 42" H Contoured ProMaster City	Steel								
S2 26" H Square back	Aluminum	P. 138							
S2 26" H Square back	Steel	P. 138							
S3 34" H Square back	Aluminum	P. 139							
S3 34" H Square back	Steel	P. 139							
T4 41.5" H Contoured Transit Connect	Aluminum						P. 140		











VAN SHELVING

SHELVING SIZES

DESIGNED TO INTEGRATE WITH RANGER DESIGN'S FLOORS



See page P. 141 for accessories

									
Mercedes-Benz Metris 135"	Mercedes-Benz Sprinter	Nissan NV 146" Low Roof	Nissan NV 146" High Roof	Nissan NV200 115"	Ram ProMaster 118"	Ram ProMaster 136"	Ram ProMaster 159"	Ram ProMaster 159" Ext	Ram ProMaster City 122"
P. 134		P. 134		P. 134					
P. 134		P. 134		P. 134					
	P. 135		P. 135		P. 135	P. 135	P. 135	P. 135	
	P. 136		P. 136		P. 136	P. 136	P. 136	P. 136	
	P. 136		P. 136		P. 136	P. 136	P. 136	P. 136	
									P. 137
									P. 137

VAN SHELVING

SHELF TRAYS

- › Shelf trays use aluminum extrusion for extra strength
- › 3" High extrusions for maximum strength and utility
- › Aluminum shelves have a composite shelf tray base
- › Steel shelves have a marine grade plywood base



VAN SHELVING – UNIT FOR LOW ROOF VAN

N4-RA60-3C



N4-RA96-3C



Composite Aluminum



Model	Dimensions	Weight	Shelf Opening	Shelf Depth	Assembly Time	Fit
N4-RA36-3C	16" D x 36" W x 44.5" H	32 lbs	3 Shelves (12", 14", 14")	77-U1036	1 hr	Yes
N4-RA48-3C	16" D x 48" W x 44.5" H	37 lbs	3 Shelves (12", 14", 14")	77-U1048	1 hr	Yes
N4-RA60-3C	16" D x 60" W x 44.5" H	42 lbs	3 Shelves (12", 14", 14")	77-U1060	1 hr	Yes
N4-RA72-3C	16" D x 72" W x 44.5" H	49 lbs	3 Shelves (12", 14", 14")	77-U1036	1.1 hrs	Yes
N4-RA84-3C	16" D x 84" W x 44.5" H	54 lbs	3 Shelves (12", 14", 14")	77-U1036, 77-U1048	1.1 hrs	Yes
N4-RA96-3C	16" D x 96" W x 44.5" H	59 lbs	3 Shelves (12", 14", 14")	77-U1048	1.1 hrs	Yes



Box Truck, Step Van & Trailer



Chevrolet Express



Ford Transit



GMC Savana



Mercedes-Benz Metris



Nissan NV



Nissan NV200

Will only fit upto specific length

Mercedes-Benz Metris 126" upto 72"
Mercedes-Benz Metris 135" upto 84"
Nissan NV200 115" upto 60"

Shelving on this page fits inside these vehicles

N4-RS60-3



N4-RS96-3



Steel



Model	Dimensions	Weight	Shelf Opening	Shelf Depth	Assembly Time	Fit
N4-RS36-3	16" D x 36" W x 44.5" H	50 lbs	3 Shelves (12", 14", 14")	77-U1036	1 hr	Yes
N4-RS48-3	16" D x 48" W x 44.5" H	57.5 lbs	3 Shelves (12", 14", 14")	77-U1048	1 hr	Yes
N4-RS60-3	16" D x 60" W x 44.5" H	65 lbs	3 Shelves (12", 14", 14")	77-U1060	1 hr	Yes
N4-RS72-3	16" D x 72" W x 44.5" H	74.5 lbs	3 Shelves (12", 14", 14")	77-U1036	1.1 hrs	Yes
N4-RS84-3	16" D x 84" W x 44.5" H	82 lbs	3 Shelves (12", 14", 14")	77-U1036, 77-U1048	1.1 hrs	Yes
N4-RS96-3	16" D x 96" W x 44.5" H	90 lbs	3 Shelves (12", 14", 14")	77-U1048	1.1 hrs	Yes

VAN SHELVING – DEEP SHELVING FOR HIGH ROOF VAN

N5-DS60-4



N5-DS96-4



Steel						
N5-DS36-4	20" D x 36" W x 62" H	74 lbs	4 Shelves (16", 18", 18", 18")	77-U1036	1.2 hrs	Yes
N5-DS48-4	20" D x 48" W x 62" H	92.25 lbs	4 Shelves (16", 18", 18", 18")	77-U1048	1.2 hrs	Yes
N5-DS60-4	20" D x 60" W x 62" H	104.25 lbs	4 Shelves (16", 18", 18", 18")	77-U1060	1.2 hrs	Yes
N5-DS72-4	20" D x 72" W x 62" H	119 lbs	4 Shelves (16", 18", 18", 18")	77-U1036	1.4 hrs	Yes
N5-DS84-4	20" D x 84" W x 62" H	131 lbs	4 Shelves (16", 18", 18", 18")	77-U1036, 77-U1048	1.4 hrs	Yes
N5-DS96-4	20" D x 96" W x 62" H	143 lbs	4 Shelves (16", 18", 18", 18")	77-U1048	1.4 hrs	Yes



Shelving on this page fits inside these vehicles



VAN SHELVING – UNIT FOR HIGH ROOF VAN



Composite Aluminum						
N5-RA36-4C	16" D x 36" W x 62" H	43 lbs	4 Shelves (12", 14", 14", 14")	77-U1036	1.2 hrs	Yes
N5-RA48-4C	16" D x 48" W x 62" H	50 lbs	4 Shelves (12", 14", 14", 14")	77-U1048	1.2 hrs	Yes
N5-RA60-4C	16" D x 60" W x 62" H	57 lbs	4 Shelves (12", 14", 14", 14")	77-U1060	1.2 hrs	Yes
N5-RA72-4C	16" D x 72" W x 62" H	66 lbs	4 Shelves (12", 14", 14", 14")	77-U1036	1.4 hrs	Yes
N5-RA84-4C	16" D x 84" W x 62" H	73 lbs	4 Shelves (12", 14", 14", 14")	77-U1036, 77-U1048	1.4 hrs	Yes
N5-RA96-4C	16" D x 96" W x 62" H	80 lbs	4 Shelves (12", 14", 14", 14")	77-U1048	1.4 hrs	Yes











Shelving on this page fits inside these vehicles



Steel						
N5-RS36-4	16" D x 36" W x 62" H	67.75 lbs	4 Shelves (12", 14", 14", 14")	77-U1036	1.2 hrs	Yes
N5-RS48-4	16" D x 48" W x 62" H	78 lbs	4 Shelves (12", 14", 14", 14")	77-U1048	1.2 hrs	Yes
N5-RS60-4	16" D x 60" W x 62" H	88 lbs	4 Shelves (12", 14", 14", 14")	77-U1060	1.2 hrs	Yes
N5-RS72-4	16" D x 72" W x 62" H	100.5 lbs	4 Shelves (12", 14", 14", 14")	77-U1036	1.4 hrs	Yes
N5-RS84-4	16" D x 84" W x 62" H	111 lbs	4 Shelves (12", 14", 14", 14")	77-U1036, 77-U1048	1.4 hrs	Yes
N5-RS96-4	16" D x 96" W x 62" H	121 lbs	4 Shelves (12", 14", 14", 14")	77-U1048	1.4 hrs	Yes


VAN SHELVING – UNIT FOR PROMASTER CITY










 Aluminum						
P4-RA36-3	15.75" D × 36" W × 42" H	37.5 lbs	3 Shelves (12", 14", 10")	77-U1036	1 hr	Yes
P4-RA60-3	15.75" D × 60" W × 42" H	51.75 lbs	3 Shelves (12", 14", 10")	77-U1060	1 hr	Yes



Shelving on this page fits inside these vehicles



 Steel						
P4-RS36-3	15.75" D × 36" W × 42" H	45.25 lbs	3 Shelves (12", 14", 10")	77-U1036	1 hr	Yes
P4-RS60-3	15.75" D × 60" W × 42" H	59.5 lbs	3 Shelves (12", 14", 10")	77-U1060	1 hr	Yes

VAN SHELVING – SQUARE BACK SHELVING UNIT




Aluminum						
S2-RA36-2	16" D x 36" W x 28" H	28 lbs	2 Shelves (14", 14")	77-U1036	0.9 hr	Yes
S2-RA48-2	16" D x 48" W x 28" H	33.5 lbs	2 Shelves (14", 14")	77-U1048	0.9 hr	Yes
S2-RA60-2	16" D x 60" W x 28" H	38.5 lbs	2 Shelves (14", 14")	77-U1060	0.9 hr	Yes



Box Truck,
Step Van & Trailer

Shelving on this page fits inside these vehicles



Steel						
S2-RS36-2	16" D x 36" W x 28" H	34 lbs	2 Shelves (14", 14")	77-U1036	0.9 hr	Yes
S2-RS48-2	16" D x 48" W x 28" H	39 lbs	2 Shelves (14", 14")	77-U1048	0.9 hr	Yes
S2-RS60-2	16" D x 60" W x 28" H	44.5 lbs	2 Shelves (14", 14")	77-U1060	0.9 hr	Yes

VAN SHELVING – SQUARE BACK SHELVING UNIT



Aluminum						
S3-RA36-3	16" D x 36" W x 36" H	38.75 lbs	3 Shelves (14", 14", 14")	77-U1036	1 hr	Yes
S3-RA48-3	16" D x 48" W x 36" H	46.5 lbs	3 Shelves (14", 14", 14")	77-U1048	1 hr	Yes
S3-RA60-3	16" D x 60" W x 36" H	54.25 lbs	3 Shelves (14", 14", 14")	77-U1060	1 hr	Yes



Box Truck,
Step Van & Trailer

Shelving on this page fits inside these vehicles



Steel						
S3-RS36-3	16" D x 36" W x 36" H	46 lbs	3 Shelves (14", 14", 14")	77-U1036	1 hr	Yes
S3-RS48-3	16" D x 48" W x 36" H	54 lbs	3 Shelves (14", 14", 14")	77-U1048	1 hr	Yes
S3-RS60-3	16" D x 60" W x 36" H	61.75 lbs	3 Shelves (14", 14", 14")	77-U1060	1 hr	Yes

VAN SHELVING – UNIT FOR TRANSIT CONNECT

T4-RA36-3



T4-RA60-3



Material	Dimensions	Weight	Shelf Opening	Part Number	Lead Time	MP
Aluminum						
T4-RA36-3	15.75" D x 36" W x 41.5" H	39 lbs	3 Shelves (14", 14", 12")	77-U1036	1 hr	Yes
T4-RA60-3	15.75" D x 60" W x 41.5" H	54 lbs	3 Shelves (14", 14", 12")	77-U1060	1 hr	Yes

VAN SHELVING



Ford Transit Connect

Shelving on this page fits inside these vehicles

T4-RS36-3



T4-RS60-3



Material	Dimensions	Weight	Shelf Opening	Part Number	Lead Time	MP
Steel						
T4-RS36-3	15.75" D x 36" W x 41.5" H	47 lbs	3 Shelves (14", 14", 12")	77-U1036	1 hr	Yes
T4-RS60-3	15.75" D x 60" W x 41.5" H	62 lbs	3 Shelves (14", 14", 12")	77-U1060	1 hr	Yes





SHELVING DOORS

3 different doors are available to fit all our shelving units, according to the width of the shelf.



It's Simple:

- > Adjustable height
- > Drill free install
- > Very easy to stock

Aluminum		Use with shelf width			
77-U1036	36" adjustable	36", 72", 84"	7.2 lbs	0.5 hr	Yes
77-U1048	48" adjustable	48", 84", 96"	8.9 lbs	0.5 hr	Yes
77-U1060	60" adjustable	60"	10.6 lbs	0.5 hr	Yes

84" Shelf will accommodate one 77-U1036 and one 77-U1048 only.






VAN SHELVING

DIVIDERS

SET OF FIVE

- > Sold in packs of 5 for each depth of shelf tray
- > Infinitely adjustable
- > Metal extrusion for strength, plastic clips to ensure no noise







Aluminum			
62-UDR10	10" D × 1.125" W × 3" H	1.1 lbs	Yes
62-UDR12	12" D × 1.125" W × 3" H	1.3 lbs	Yes
62-UDR14	14" D × 1.125" W × 3" H	1.5 lbs	Yes
62-UDR16	16" D × 1.125" W × 3" H	1.7 lbs	Yes
62-UDR18	18" D × 1.125" W × 3" H	1.9 lbs	Yes

VAN SHELVING

HIGH DIVIDERS

SET OF FIVE



Aluminum			
62-UDH10	10" D × 1.125" W × 6" H	2.2 lbs	No
62-UDH12	12" D × 1.125" W × 6" H	2.7 lbs	No
62-UDH14	14" D × 1.125" W × 6" H	3.2 lbs	No
62-UDH16	16" D × 1.125" W × 6" H	3.7 lbs	No
62-UDH18	18" D × 1.125" W × 6" H	4.1 lbs	No

- > Sold in packs of 5 for each depth of shelf tray
- > Infinitely adjustable
- > 6" high to ensure stock stays put

BINS

- › 3 Sizes: 10", 12", 14" deep
- › All 12" wide
- › Comes with a center divider
- › Packs of two cross dividers available (62-U1212)



62-U1110

10" Deep plastic bins

Plastic

	10.87" D x 11.87" W x 5.25" H
	1.5 lbs
	–
	Yes



62-U1112

12" Deep plastic bins

Plastic

	12.87" D x 11.87" W x 5.25" H
	1.7 lbs
	–
	Yes



62-U1114

14" Deep plastic bins

Plastic

	14.87" D x 11.87" W x 5.25" H
	1.9 lbs
	–
	Yes



62-U1212

2 Cross dividers for plastic bins
Fits all size bins

Plastic

	11.25" D x 0.875" W x 4.25" H
	0.3 lb
	–
	Yes

SHELF BLOCK

- › Universal shelf block
- › Compatible with all shelving
- › Adjustable height from 12-17" in 1" increments



70-U7740

Universal shelf block

Aluminum

	14" D x 1.5" W x 12" H
	2.2 lbs
	0.5 hr
	No

RETAINER LIP

- › Adds under-shelf floor storage
- › Creates a barrier to prevent cargo movement
- › 3 lengths available, compatible with all shelves



	Aluminum				
76-U1236		1" D x 36" W x 2" H	0.8 lbs	0.30 hr	No
76-U1248		1" D x 48" W x 2" H	1.1 lbs	0.30 hr	No
76-U1260		1" D x 60" W x 2" H	1.3 lbs	0.30 hr	No

RANGER DESIGN'S FOLD-AWAY

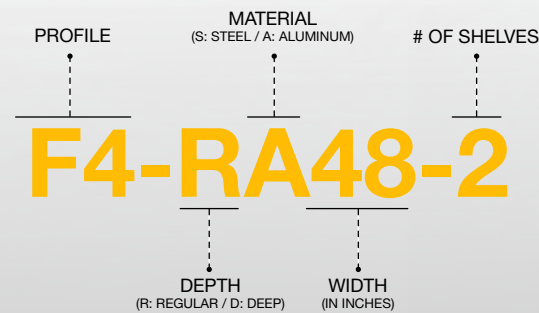
Ranger Design's Fold-Away shelving is designed to offer delivery companies the most flexible storage space possible. Folding shelves allow the driver to quickly and easily change the configuration depending on the delivery needs.

With a 250 lbs weight capacity, the shelves can be adjusted to carry packages of various sizes, while large skids can be put on the floor eliminating wasted space and increasing efficiency.

The benefits of Fold-Away shelving :

- > Quiet and rattle free
- > Easy installation in all vans
- > Maximization of cargo space
- > Anti-pinch guards to ensure safety

NOMENCLATURE



2 PROFILES

F4	48" H Fold-Away
F5	63" H Fold-Away



VAN SHELVING – FOLD-AWAY




Material		Dimensions	Weight	Depth	Shelf	Door	Install Time	Quickship
Aluminum								
84-U0048	Fold-Away Post with foot	8" D × 9" W × 54.5" H	10.5 lbs	–	–	0.5 hr	Yes	
84-U0063	Fold-Away Post with foot	8" D × 9" W × 65" H	11.5 lbs	–	–	0.5 hr	Yes	

Dimensions include the brackets. The posts alone are 48" H and 63" H



Material		Dimensions	Weight	Depth	Shelf	Door	Install Time	Quickship
Aluminum								
84-U1830	Fold-Away shelf tray	18" D × 30" W	19 lbs	18"	–	0.3 hr	Yes	
84-U1836	Fold-Away shelf tray	18" D × 36" W	19 lbs	18"	–	0.3 hr	Yes	
84-U1848	Fold-Away shelf tray	18" D × 48" W	23 lbs	18"	–	0.3 hr	Yes	
84-U1860	Fold-Away shelf tray	18" D × 60" W	26.5 lbs	18"	–	0.3 hr	Yes	
84-U1872	Fold-Away shelf tray	18" D × 72" W	30 lbs	18"	–	0.3 hr	Yes	
84-U2036	Fold-Away shelf tray	20" D × 36" W	21.5 lbs	20"	–	0.3 hr	Yes	
84-U2048	Fold-Away shelf tray	20" D × 48" W	25 lbs	20"	–	0.3 hr	Yes	
84-U2060	Fold-Away shelf tray	20" D × 60" W	28 lbs	20"	–	0.3 hr	Yes	
84-U2072	Fold-Away shelf tray	20" D × 72" W	31.5 lbs	20"	–	0.3 hr	Yes	

VAN SHELVING – FOLD-AWAY



Aluminum



F4-RA30-2	Fold-Away unit with 2 shelves	22" D x 42" W x 51" H	58.4 lbs	2 shelves (18", 18")	250 lbs	1.6 hrs	Yes
F4-RA36-2	Fold-Away unit with 2 shelves	22" D x 48" W x 51" H	61.4 lbs	2 shelves (18", 18")	250 lbs	1.6 hrs	Yes
F4-RA48-2	Fold-Away unit with 2 shelves	22" D x 60" W x 51" H	67.6 lbs	2 shelves (18", 18")	250 lbs	1.6 hrs	Yes
F4-RA60-2	Fold-Away unit with 2 shelves	22" D x 72" W x 51" H	73 lbs	2 shelves (18", 18")	250 lbs	1.6 hrs	Yes
F4-RA72-2	Fold-Away unit with 2 shelves	22" D x 84" W x 51" H	80 lbs	2 shelves (18", 18")	250 lbs	1.6 hrs	Yes

The dimensions shown are the final installed dimensions with the brackets



Chevrolet Express



Ford Transit Low Roof



Ford Transit Connect



GMC Savana



Mercedes-Benz Metris



Nissan NV Low Roof



Nissan NV200



Ram ProMaster City

Does not fit the F4-RA72-2

Shelving on this page fits inside these vehicles




VAN SHELVING – FOLD-AWAY



Aluminum							
F5-RA36-2	Fold-Away unit with 2 shelves	25" D × 48" W × 65" H	66 lbs	2 shelves (20", 20")	250 lbs	1.6 hrs	Yes
F5-RA48-2	Fold-Away unit with 2 shelves	25" D × 60" W × 65" H	72.5 lbs	2 shelves (20", 20")	250 lbs	1.6 hrs	Yes
F5-RA60-2	Fold-Away unit with 2 shelves	25" D × 72" W × 65" H	79 lbs	2 shelves (20", 20")	250 lbs	1.6 hrs	Yes
F5-RA72-2	Fold-Away unit with 2 shelves	25" D × 84" W × 65" H	86 lbs	2 shelves (20", 20")	250 lbs	1.6 hrs	Yes

The dimensions shown are the final installed dimensions with the brackets



Shelving on this page fits inside these vehicles



Aluminum							
F5-RA36-3	Fold-Away unit, with 3 shelves	22" D × 48" W × 65" H	84 lbs	3 shelves (18", 18", 18")	300 lbs	1.9 hrs	Yes
F5-RA48-3	Fold-Away unit, with 3 shelves	22" D × 60" W × 65" H	93 lbs	3 shelves (18", 18", 18")	300 lbs	1.9 hrs	Yes
F5-RA60-3	Fold-Away unit, with 3 shelves	22" D × 72" W × 65" H	102 lbs	3 shelves (18", 18", 18")	300 lbs	1.9 hrs	Yes
F5-RA72-3	Fold-Away unit, with 3 shelves	22" D × 84" W × 65" H	111.5 lbs	3 shelves (18", 18", 18")	300 lbs	1.9 hrs	Yes

The dimensions shown are the final installed dimensions with the brackets



VAN DRAWERS

Durable storage compartments,
designed for quick and easy access.



TOUGH

Aluminum drawers are backed by a 10 year warranty.



QUICK

Easy to use slam latch.



SECURE

Keyed lock to guard valuables.

VAN DRAWERS

AXESS TRAYS P. 150
COMPACT DRAWERS P. 157
DRAWER CABINETS P. 155
TOOL DRAWERS P. 152

Ranger Design manufactures a variety of tough, quiet drawer systems and storage modules.

We use top-quality components such as full-extension, high-capacity, ball-bearing drawer slides, secure locks, and Ranger Design's unique braided stainless steel cable-pull handles.

These drawers are the organizational quality that you deserve.

If you never again want to experience the frustration of drawers that jam, sag, and don't latch properly, we have the solution.



AXESS TRAYS



5032-0

Axess Tray with 1 shelf / no drawers

Aluminum

38" D x 44" W x 30" H

–

52 lbs

0.9 hr

No



5032-1

Axess Tray with 1 shelf / 1 drawer

Aluminum

38" D x 44" W x 30" H

200 lbs

86 lbs

1 hr

Yes



5032-2

Axess Tray with 1 shelf / 2 drawers

Aluminum

38" D x 44" W x 30" H

200 lbs

120 lbs

1.1 hrs

No



5032-3

Axess Tray with 1 shelf / 3 drawers

Aluminum

38" D x 44" W x 30" H

200 lbs

154 lbs

1.2 hrs

No



5032-A

Axess Tray drawer only, complete with slides

Aluminum

38.75" D x 41.75" W x 4.25" H

–

34 lbs

–

No



5032-F

Axess Tray full back panel for 5032 series

Aluminum

41" W x 27.25" H

—

7 lbs

0.25 hr

No



5037-0

Axess Tray with 1 shelf / no drawers

Aluminum

38" D x 44" W x 42" H

—

60 lbs

1 hr

No



5037-1

Axess Tray with 1 shelf / 1 drawer

Aluminum

38" D x 44" W x 42" H

200 lbs

93 lbs

1.1 hrs

No



5037-2

Axess Tray with 1 shelf / 2 drawers

Aluminum

38" D x 44" W x 42" H

200 lbs

127 lbs

1.2 hrs

No



5037-3

Axess Tray with 1 shelf / 3 drawers

Aluminum

38" D x 44" W x 42" H

200 lbs

161 lbs

1.3 hrs

No



5037-A

Axess Tray drawer only, complete with slides

Aluminum

38" D x 41.75" W x 4.25" H


—

34 lbs

—

No

VAN DRAWERS – TOOL DRAWERS



5037-F

Axess Tray full back panel for 5037 series

Aluminum

41" W x 39.25" H

–

10 lbs

0.25 hr

No



VAN DRAWERS

TOOL DRAWERS



5010

Partslider drawer

Aluminum

48" D x 12" W x 6" H

150 lbs

25 lbs

0.5 hr

Yes



5011

Partslider drawer

Aluminum

36" D x 12" W x 6" H

150 lbs

20 lbs

0.5 hr

No



5014

Floor mount kit for 5010 / 5011 Partslider drawer

Aluminum

12" W x 1" H

—

1.5 lbs

—

Yes



5020

Tool drawer

Aluminum

48" D x 14" W x 16" H

320 lbs

70 lbs

1 hr

Yes



5021

Tool drawer

Aluminum

36" D x 14" W x 16" H

320 lbs

61 lbs

1 hr

No



5025

Jumbo tool drawer

Aluminum

48" D x 16" W x 19.5" H

320 lbs

83 lbs

1 hr

Yes



5026

Jumbo tool drawer

Aluminum

36" D x 16" W x 19.5" H

320 lbs

72 lbs

1 hr

No



5028

Raised base for the 5020 and 5021 tool drawer

Aluminum

4" D x 14" W x 6" H

—

5 lbs

0.5 hr

No

VAN DRAWERS – TOOL DRAWERS



5029

Raised kit for the 5025 and 5026 tool drawer

Aluminum

6" D x 16" W x 6" H

—

8 lbs

0.5 hr

No



5048

Top edge, for 5010 Partslider

Aluminum

48" D x 12" W x 4" H

—

6.2 lbs

0.2 hr

Yes



5049

Top edge, for 5020 Tool Drawer

Aluminum

48" D x 14" W x 4" H

—

6.2 lbs

0.2 hr

No



5050

Top edge, for 5025 jumbo Tool Drawer

Aluminum

48" D x 16" W x 4" H

—

6.5 lbs

0.2 hr

No



5051

Top edge, for 5011 Partslider

Aluminum

36" D x 12" W x 4" H

—

5 lbs

0.2 hr

No



5052

Top edge, for 5021 Tool Drawer

Aluminum

36" D x 14" W x 4" H

—

5 lbs

0.2 hr

No



5053

Top edge, for 5026 jumbo Tool Drawer

Aluminum

36" D x 16" W x 4" H

—

5.5 lbs

0.2 hr

No



5057

Top edge, for 5060 Drawer Cabinet

Aluminum

18" D x 22" W x 4" H

—

4 lbs

0.2 hr

No



5020 Tool drawer mounted with a **5010** partslider drawer and a **5048** top edge

DRAWER CABINETS



5060-5

5 Drawer cabinet with a door

Aluminum

18" D x 24" W x 36" H

150 lbs/drawer

160 lbs

1 hr

Yes



5060-6

6 Drawer cabinet

Aluminum

18" D x 24" W x 36" H

150 lbs/drawer

183 lbs

1 hr

Yes

VAN DRAWERS – DRAWER CABINETS



5060-8

8 Drawer cabinet

Aluminum

18" D x 24" W x 36" H

150 lbs/drawer

225 lbs

1 hr

No



5065-8

8 Drawer cabinet, square back

Aluminum

19" D x 24" W x 56" H

150 lbs/drawer

247 lbs

1 hr

Yes



5066-8

8 Drawer cabinet, contoured

Aluminum

20" D x 24" W x 56" H

150 lbs/drawer

250 lbs

1 hr

Yes

VAN DRAWERS



5067-6

6 Drawer cabinet

Aluminum

18" D x 18" W x 28" H

150 lbs/drawer

156 lbs

0.5 hr

Yes



COMPACT DRAWERS



5068-3

3 Drawer cabinet

Aluminum

18" D x 15" W x 15" H

150 lbs/drawer

75 lbs

0.5 hr

Yes



5069-2

2 Drawer cabinet

Aluminum

14" D x 24" W x 12" H

150 lbs/drawer

36 lbs

0.5 hr

Yes



X50-B

Compact locking 2-Drawer cabinet

Steel

12.5" D x 18.5" W x 10.5" H

22 lbs/drawer

23 lbs

0.3 hr

Yes



X50-C

Compact locking 3-Drawer cabinet

Steel

12.5" D x 18.5" W x 10.5" H

22 lbs/drawer

24 lbs

0.3 hr

Yes



X51-F

Compact 9-Drawer cabinet

Steel

12" D x 17" W x 12" H

—

24 lbs

0.3 hr

Yes



VAN STORAGE UNITS

Safe and practical storage options to make your day-to-day tasks easier.



VERSATILE

Customizable storage case for carrying tools onto the job.



TOUGH

A handy workstation for any task.



SAFE

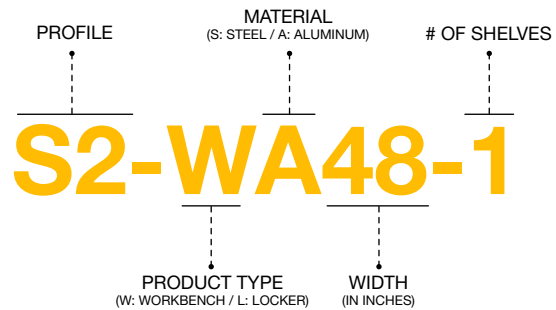
Secure storage to prevent items from shifting while on the road.

VAN STORAGE UNITS

BOTTLE HOLDERS P. 161
 CAB BOXES P. 160
 LOCKERS AND BOOKSHELVES P. 165
 PARTSKEEPER CABINETS P. 164
 PARTSKEEPER CASE P. 164
 WORKBENCHES P. 166

Ranger Design has simplified the line-up to facilitate ordering and stocking. Lockers, workbenches, partsekeepers and partskeeper cabinets now have a new look to conform with our shelving series.

NOMENCLATURE



PROFILES

C2	25" High PartsKeepers
C4	43" High Bottle Holders and PartsKeepers
C5	62" High Bottle Holdes and PartsKeepers
S2	32" High Workbenches
S3	40" High Workbenches
N4	44" High Lockers and PartsKeepers
N5	62" High Lockers and PartsKeepers



VAN STORAGE UNITS – CAB BOXES

CAB BOXES



5040

Narrow Cab box with locking lid, Transit and Metris

Aluminum

20" D x 6.5" W x 15.75" H

11.2 lbs

0.5 hr

Yes



5041

Raised base for the 5040 cab box, Transit and Metris

Steel

18.75" W x 3.63" H

2.7 lbs

0.7 hr

Yes



5044

Raised base for 5045 cab box, Sprinter

Aluminum

22.5" D x 11.5" W x 9" H

4 lbs

0.2 hr

Yes



5045

Cab box with locking lid

Aluminum

18.75" D x 12.5" W x 15.75" H

15.8 lbs

0.4 hr

Yes



5047

Raised base for ProMaster cab box (Compatible with a 5040 Cab Box for 2021 MY ProMasters and newer)

Aluminum

21.5" D x 13" W x 5.5" H

5 lbs

0.2 hr

No



5058

Raised base for GM Savana/Express Van cab box

Aluminum

15" D x 9.5" W x 3.5" H

3.5 lbs

0.4 hr

No

BOTTLE HOLDERS



C5-BA13-4

4 tier refrigerant rack for large bottles

Aluminum

13.63" D x 14.29" W x 62.25" H

34 lbs

0.7 hr

No



C5-BA11-5

5 tier refrigerant rack for small bottles

Aluminum

13.63" D x 11.79" W x 62.25" H

34.1 lbs

0.7 hr

No



C5-BA13-5

5 tier refrigerant rack for large bottles for small and large bottles

Aluminum

13.63" D x 14.29" W x 62.25" H

34 lbs

0.7 hr

Yes



C4-BA11-3

3 tier refrigerant rack for small bottles

Aluminum

14" D x 10.5" W x 43" H

29 lbs

0.6 hr

No

VAN STORAGE UNITS – BOTTLE HOLDERS



C4-BA11-4

4 tier refrigerant rack for small bottles

Aluminum

14" D × 10.5" W × 43" H

26 lbs

0.6 hr

Yes



C4-BA13-3

3 tier refrigerant rack for large bottles

Aluminum

14" D × 13" W × 43" H

25 lbs

0.6 hr

Yes



6010

Two level adjustable bottle holder

Aluminum

10.25" D × 9.5" W × 36" H

8 lbs

0.4 hr

Yes



6020

Horizontal refrigerant bottle holder

Aluminum

12.5" D × 48" W × 13" H

17 lbs

0.5 hr

No



6030

Bottle rack with straps

Aluminum

48" W

4 lbs

0.5 hr

No



6035

Bottle rack with straps

Aluminum

60" W

6 lbs

0.5 hr

No

VAN STORAGE UNITS – BOTTLE HOLDERS



6086

Small aluminum bottle holder, with a black nylon strap

Aluminum

6" W x 12" H

1 lb

0.2 hr

Yes



6088

Large aluminum bottle holder, with two black nylon straps

Aluminum

8" W x 24" H

5 lbs

0.2 hr

Yes



6013-3

3 tier refrigerant rack

Steel

15" D x 13.5" W x 43" H

40.9 lbs

0.66 hr

No



6040

Locking cabinet

Aluminum

8.5" D x 12" W x 24" H

16 lbs

0.6 hr

No



6041

Locking cabinet


Aluminum

15" D x 15.5" W x 33" H

31 lbs

0.7 hr

Yes



6049

Ventilation kit for cabinet

Plastic

–

0 lb

–

Yes

PARTS-KEEPERS



62-U5079

Partskeeper carry case
See P. 185 for partskeeper bins

Plastic

13.5" D x 16.75" W x 4" H

4.3 lbs

–

Yes



CAN BE INSTALLED EITHER WAY



62-U5070

Partskeeper carry case with holder,
universal

Aluminum

14" D x 17" W x 6" H

7.8 lbs

0.2 hr

Yes



62-U5074

Partskeeper floor mount cabinet
with 4 carry cases, universal

Aluminum

14" D x 17" W x 24.5" H

34.2 lbs

0.3 hr

Yes



C2-PA18-4

Partskeeper cabinet with 4 carry cases

Aluminum

13.63" D x 18.79" W x 25" H

31.2 lbs

0.4 hr

Yes



C4-PA18-8

Partskeeper cabinet with 8 carry cases

Aluminum

13.63" D x 18.79" W x 44.5" H

59.6 lbs

0.5 hr

Yes

VAN STORAGE UNITS – LOCKERS & BOOKSHELVES



C5-PA18-8

Partskeeper cabinet with 8 carry cases and 2 shelves

Aluminum

13.63" D x 18.79" W x 62.5" H

71.6 lbs

0.63 hr

Yes



N4-PS20-8

Partskeeper cabinet with 8 carry cases

Steel

16" D x 19.5" W x 44.5" H

85 lbs

0.5 hr

Yes



N5-PS20-8

Partskeeper cabinet with 8 carry cases & 2 shelves

Steel

16" D x 19.5" W x 62" H

100 lbs

0.5 hr

Yes

LOCKERS & BOOK- SHELVES



N4-LS16-1

Locker with top shelf, universal (Comes with 2 hooks)

Steel

16.5" D x 16" W x 44.5" H

41 lbs

0.5 hr

Yes



N5-LS16-1

Locker with top shelf, universal (Comes with 2 hooks)

Steel

16.5" D x 16" W x 62" H

54 lbs

0.5 hr

Yes

VAN STORAGE UNITS – WORKBENCHES



N4-RA12-3C

Bookshelf for low-roof vehicles

Composite Aluminum

16" D x 12" W x 44.5" H

22 lbs

1 hr

Yes



N5-RA12-4C

Bookshelf for high-roof vehicles

Composite Aluminum

16" D x 12" W x 62" H

30 lbs

1.5 hrs

Yes



VAN STORAGE UNITS

WORK- BENCHES



S2-WA48-0

Workbench, with hardwood top, one end panel, Universal (drawer cabinet not included)

Aluminum

18" D x 48" W x 32" H (To top edge)

48 lbs

0.8 hr

Yes



S2-WA48-1

Workbench, aluminum with hardwood top, 1 shelf tray, Universal

Aluminum

18" D x 48" W x 32" H (To top edge)

65.5 lbs

0.8 hr

Yes

VAN STORAGE UNITS – WORKBENCHES



5067-6 fits the S2-WA48-0
See page 156 for more info

Workbench with hardwood top, one end panel
(Drawer cabinet not included)



Cabinets that fit the S3-WA48-0:
5060-5, 5060-6, 5060-8
See page 155 for more info





S3-WA48-0

Workbench, with hardwood top, one end panel, Universal
(drawer cabinet not included)

Aluminum

 18" D x 48" W x 40" H (To top edge)

 49 lbs

 0.8 hr


 Yes




S3-WA48-1

Workbench, aluminum with hardwood top, 1 shelf tray, Universal

Aluminum

 18" D x 48" W x 40" H (To top edge)

 66.3 lbs

 0.8 hr

 Yes

Workbench with hardwood top, one end panel
(Drawer cabinet not included)



VAN ACCESSORIES

Choose the finishing details to tailor your upfit to your specific needs.



VERSATILE

Removable storage bins ensure organization on the jobsite or on the go.



SECURE

Trade specific accessories with a place for all tools and supplies.



PRODUCTIVE

Stay productive with your most used items well within reach.

VAN ACCESSORIES

SAFETY & SECURITY	P. 170
SEAT COVERS	P. 172
REAR STEPS	P. 172
STORAGE & ORGANIZATION	P. 173
WINDOW GRILLS	P. 174

Getting the most from your work van is easy when you choose the right van accessories to help you become **more organized and efficient**.

Good truck and van accessories will always pay for themselves by allowing you to maximize your cargo **space and productivity**.

With so many van accessories to choose from, the best way to find which ones work for you is to take some time to **consider your needs**.

All tradesmen work differently, and **every trade has their own basic tools**.

Make a list of all the equipment that you use daily.

With a list in hand, you'll be able to visualize your needs and determine which of the van accessories will be the **most beneficial**.

SAFETY & SECURITY



6050
Flettner vent, rotary design
(4" H above and 1.4" H below)

Plastic	
□	8.9" D x 5.4" H
⬆	1.5 lbs
🕒	1 hr
🛡	Yes



6060-BK
Touch-up paint for steel shelving – black

Other	
□	2.5" diameter x 8" H
⬆	.5 lb
🕒	–
🛡	No



6082
Triangle kit with aluminum holder

Other	
□	–
⬆	14 lbs
🕒	0.2 hr
🛡	Yes



6090
Back up alarm, die cast housing, fully

Other	
□	–
⬆	1 lb
🕒	1 hr
🛡	No



6091
Surface mount tie down ring, zinc plated

Steel	
□	4" D
⬆	0.4 lb
🕒	0.2 hr
🛡	No

LED LIGHTING

Keeps the cargo space bright, making it easy to find your tools, no matter what time of day or night. It also eliminates any chance of receiving cuts and bruises when searching through your tools in the dark.



6092-42
Universal LED light kit for vans (12V DC / 1200 Lm / 10W)

Other	
□	42" L x 1" H
⬆	0.5 lb
🕒	0.5 hr
🛡	Yes

GRAB HANDLES

Designed to provide you with easier access into your van. Whether installed in a high-roof or low-roof work van, it is always useful to have something to hold onto. It can also be used to tie down additional cargo for safe transportation.



6093
Grab handle

Plastic	
□	9.5" H
⬆	0.1 lb
🕒	0.5 hr
🛡	Yes



6093-27
Large grab handle

Steel	
□	1.8" W x 30" H x 3.5" D
⬆	2.5 lbs
🕒	0.25 hr
🛡	Yes





6095

Black nylon strap, plastic buckle

Other

2" W × 28" H

0.18 lb

0.01 hr

No



6096

Black nylon strap, chrome plated buckle

Other

1" W × 36" H

0.12 lb

0.01 hr

Yes



6097

Black nylon strap, chrome plated buckle

Other

1" W × 48" H

0.13 lb

0.01 hr

No



6098

Black nylon strap, chrome plated buckle

Other

1" W × 72" H

0.16 lb

0.01 hr

No



62-U6205

Inner plastic bin for partskeeper case – small

Plastic

3.7" H × 4" W × 4" D

0.1 lb

–

No



62-U6210

Inner plastic bin for partskeeper case – medium

Plastic

3.7" H × 8" W × 4" D

0.2 lb

–

No



See page 180, in Storage Units section.

STAY SAFE WITH RANGER DESIGN'S COMMERCIAL VEHICLE EQUIPMENT.

VAN ACCESSORIES – REAR STEPS

SEAT COVERS

Protect your vehicle seats with a custom fit. The water & stain resistant fabric is washable and dryer safe. Installing a set of these takes only a few minutes and will keep your cab looking clean and new. There is also no interference with factory seat functions including heating, cooling or airbag deployment.



SPECIFICATIONS

for 1 set of bucket seat covers


4 lbs	0.5 hr	Yes
-------	--------	-----

*We do not offer seat covers for bench seats

	PART #
CHEVROLET CITY EXPRESS	6251
CHEVROLET EXPRESS	6252
FORD TRANSIT	6255
GMC SAVANA	6252
MERCEDES-BENZ METRIS	6258
MERCEDES-BENZ SPRINTER 2019 FITS 2019 MERCEDES SPRINTER EXCLUDING THE 2019 LUXURY SEATS	6257-19
RAM PROMASTER	6254
RAM PROMASTER CITY	6253

REAR STEPS

Climbing in and out of your van several times a day can put a strain on your legs and back, especially when carrying heavy items at the same time. Rear steps give tradesmen quick and easy access to their cargo space. The steps also provide a rugged grip in the winter, so there is no fear of slipping when getting in or out.



6054

Hitch Step, with hitch pin to fit a 2" x 2" hitch

Aluminum

6" D x 12" W

4 lbs

–

No

6550-DS

Max Step for the Mercedes-Benz Sprinter

Steel

21" D x 56.5" W x 12.25" H

36 lbs

0.75 hr

Yes

6550-FT

Max Step for the Ford Transit

Steel

32" D x 56.5" W x 11.4" H

48 lbs

0.75 hr

Yes

6550-RP

Max Step for the Ram ProMaster

Steel

14.85" D x 56.5" W x 10.6" H

22 lbs

0.75 hr

Yes

STORAGE & ORGANIZATION

PAPER HOLDERS

Keep your paperwork and files all together and in a safe place where they won't get ripped or crumpled.



6061

Paper Holder, extra deep, 2 slots

Aluminum

3.75" D x 12.75" W x 12" H

2 lbs

0.2 hr

Yes



6063

Paper Holder, extra deep, 5 slots

Aluminum

3.75" D x 12.75" W x 24" H

7 lbs

0.2 hr

Yes



6066

2 Pocket Holder, with 8 plastic bins

Aluminum

4.5" D x 20" W x 21.75" H

7.5 lbs

0.2 hr

Yes



6067

Paper Holder, regular depth, 2 slots

Aluminum

2.25" D x 12.75" W x 12" H

3 lbs

0.2 hr

No



6069

Paper Holder, regular depth, 5 slots

Aluminum

2.25" D x 12.75" W x 24" H

7 lbs

0.2 hr

Yes



Y31-A

Paper Holder, extra deep, 3 slots

Steel

3.75" D x 12.75" W x 16" H

8.6 lbs

0.2 hr

Yes

CARGO HOLDERS

Keep frequently used items such as hats, cans and vises within easy reach and safely stowed while on the road.



6052

Vise Holder with an 8"x8" mounting plate

Steel

-

37 lbs

0.5 hr

No



6056

3 in 1 Personal Protective Equipment Storage System

Aluminum

4.25" D x 115.25" W x 10" H

2.7 lbs

0.20 hr

No



6057

Can Holder

Aluminum

3" D x 8.5" W x 3" H

1 lb

0.2 hr

Yes

VAN ACCESSORIES – STORAGE & ORGANIZATION



6068

Hard Hat Holder, painted wire

Steel	
	–
	0.5 lb
	0.2 hr
	No



6081-22

Traffic cone holder for cargo vehicles

Steel	
	8" D x 7" W x 22" H
	3 lbs
	0.20 hr
	No



7124

Reel Holder with two 5/8" diameter rods

Aluminum	
	7.25" D x 15" W x 24" H
	11 lbs
	0.5 hr
	Yes



6070

6" Hook, 3" opening, painted

Steel	
	3" D
	2 lbs
	0.2 hr
	Yes



6071

Triple 6" Hook, 3" opening, painted

Steel	
	3.45" D
	1.2 lbs
	0.2 hr
	Yes



6072

8" Swivel Hook, 4" opening, painted

Steel	
	4" D
	1.3 lbs
	0.2 hr
	Yes



6073

Large aluminum movable Hook, 6.5" opening

Aluminum	
	6.5" D x 2.75" W x 4" H
	1 lb
	0.01 hr
	Yes



Y30-C

Coat Hook, 1" opening, chrome plated

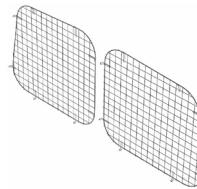
Steel	
	1" D
	0.5 lb
	0.2 hr
	Yes

ACCESSORIES

WINDOW GRILLS

WIRE GRILLS

Protect your van against theft and prevent damage to the van during loading or unloading, with Ranger Design's window grills.



6106

Chevrolet Express & GMC Savana
Set of 2 rear window grills

Steel	
	Standard Roof
	7.1 lbs
	0.2 hr
	Yes

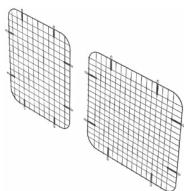


6107-19

Mercedes-Benz Sprinter
Set of 2 rear window grills designed for the

Steel	
	Standard / High Roof
	8 lbs
	0.2 hr
	Yes

VAN ACCESSORIES – WINDOW GRILLS



6111

Chevrolet Express & GMC Savana
Set of 2 side window grills


Steel

Standard Roof

8 lbs

0.2 hr

Yes



Not designed
for Ejection
Mitigation

6117

Mercedes-Benz Sprinter
Window grill, passenger
side sliding door


Steel

Standard / High Roof

8 lbs

0.2 hr

Yes



Not designed
for Ejection
Mitigation

6118

Ram ProMaster
Window grill, passenger side sliding
door (does not fit the 118" wheelbase)


Steel

High Roof

8 lbs

0.2 hr

Yes



6119

Ram ProMaster
Set of 2 rear window grills

Steel

High Roof

11 lbs

0.2 hr

Yes



6120

Ford Transit
Set of 2 rear window grills

Steel

Low Roof

8 lbs

0.2 hr

Yes



6121

Ford Transit
Set of 2 rear window grills

Steel

Medium / High Roof

8 lbs

0.2 hr

Yes



Not designed
for Ejection
Mitigation

6122

Ford Transit
Window grill, passenger
side sliding door

Steel

Low Roof

8 lbs

0.2 hr

Yes



Not designed
for Ejection
Mitigation

6123

Ford Transit
Window grill, passenger
side sliding door

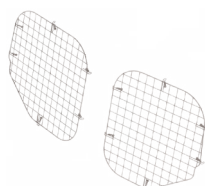
Steel

Medium / High Roof

8 lbs

0.2 hr

Yes



6124

Ford Transit Connect
Set of 2 rear window grills


Steel

Standard Roof

8 lbs

0.2 hr

Yes



6126

Mercedes-Benz Metris
Set of 2 rear window grills

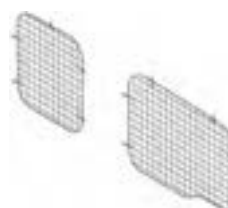
Steel

Standard Roof

5 lbs

0.2 hr

Yes



6134

Ram ProMaster City
Set of 2 rear window grills

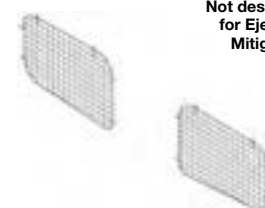
Steel

Standard Roof

8 lbs

0.2 hr

Yes



Not designed
for Ejection
Mitigation

6135

Ram ProMaster City
Set of 2 sliding door
window grills

Steel

Standard Roof

8 lbs

0.2 hr

Yes



INDEX

1050-FS	179	16-UCS66	197	1630-PC	186	1870-PHS	192	3020-FTM	38
15-U1000	196	16-UCS72	197	1630-PCX	187	1870-PHX	192	3020-GS	38
15-U1001	196	16-UCSGS	197	1630-PHL	186	1880-DH	193	3020-PC	38
15-U1002	196	16-UCT60	197	1630-PHL3	187	1880-DH3	193	3020-RP	38
15-U1003	196	16-UFB03	196	1630-PHM	186	1880-FTL	193	3020-TC	39
15-U1005	196	1605-DH	182	1630-PHM3	187	1880-FTL3	193	3025-DH	48
15-U2000	196	1605-DH3	183	1630-PHS	186	1880-FTR	193	3068-DH	47
15-U2002	196	1605-FTL	182	1630-PHS3	187	1880-FTR3	193	3068-DL	47
15-U3000	196	1605-FTL3	183	1630-PHX	186	1880-NH	193	3068-FTH	48
15-U4000	196	1605-FTR	182	1630-PHX3	187	1880-PHL	193	3068-FTM	48
15-U4006	196	1605-FTR3	183	1630-TC	186	1880-PHL3	193	3068-RP	48
1506-DH	181	1605-GS	182	1630-TCX	187	1880-PHM	193	3310-DH	35
1506-DH	196	1605-GS3	183	18-U0010	197	1880-PHM3	193	3310-DL	35
1506-DS	181	1605-MM	182	18-U0018	197	1880-PHS	193	3310-GS	35
1506-DS	196	1605-MM3	183	18-U0019	197	1880-PHS3	193	3310-FTH	35
1506-FTL	181	1605-PC	182	18-U0020	197	1880-PHX	193	3310-FTM	36
1506-FTL	196	1605-PC3	183	18-U0022	197	1880-PHX3	193	3310-PC	36
1506-FTR	181	1605-PHL	182	18-U0030	197	19-U0001	197	3310-RP	36
1506-FTR	196	1605-PHL3	183	18-U0032	197	19-U0002	197	3320-DH	36
1506-FTX	181	1605-PHM	182	18-U0034	197	19-U0003	197	3320-DL	36
1506-FTX	196	1605-PHM3	183	18-U0042	197	1920-DH	194	3320-GS	36
1506-PHL	181	1605-PHS	182	18-U0043	197	1920-FTL	194	3320-FTH	37
1506-PHL	196	1605-PHS3	183	18-U0045	197	1920-FTR	194	3320-FTL	34
1506-PHM	181	1605-PHX	182	18-U0046	197	1920-PHL	194	3320-FTM	37
1506-PHM	196	1605-PHX3	183	18-U0047	197	1920-PHM	194	3320-MM	34
1506-PHS	181	1605-TC	182	18-U1807	197	1920-PHS	194	3320-RP	37
1506-PHS	196	1605-TC3	183	18-U1810	197	1920-PHX	194	3320-TC	34
1506-PHX	181	1625-DH	184	18-U1815	197	1930-DH	195	3520-M	35
1506-PHX	196	1625-FTL	184	18-U1820	197	1930-FTL	195	5010	152
1506-TC	181	1625-FTR	184	18-U1825	197	1930-FTR	195	5011	152
1506-TC	196	1625-GS	184	1840-FTL	188	1930-PHL	195	5014	153
16-U0005	196	1625-MM	184	1840-FTR	188	1930-PHM	195	5020	153
16-U0010	185	1625-PC	184	1840-GS	188	1930-PHS	195	5021	153
16-U0015	185	1625-PHL	184	1840-MM	188	1930-PHX	195	5025	153
16-U0500	185	1625-PHM	184	1850-FTL	189	3010-DH	41	5026	153
16-U1127	185	1625-PHS	184	1850-FTL3	189	3010-DL	41	5028	153
16-U1127	196	1625-PHX	184	1850-FTR	189	3010-FTH	41	5029	154
16-U1130	185	1625-TC	184	1850-FTR3	189	3010-FTL	41	5032-0	150
16-U1135	185	1630-DH	186	1850-GS	189	3010-FTM	41	5032-1	150
16-U6078	185	1630-DH3	187	1850-GS3	189	3010-GS	42	5032-2	150
16-U6079	185	1630-FTL	186	1850-MM	189	3010-PC	42	5032-3	150
16-UCD60	197	1630-FTL3	187	1850-MM3	189	3010-RP	42	5032-A	150
16-UCD66	197	1630-FTR	186	1870-DH	192	3010-TC	42	5032-F	151
16-UCD72	197	1630-FTR3	187	1870-FTL	192	3015-DH	48	5037-0	151
16-UCDGS	197	1630-GS	186	1870-FTR	192	3020-DH	37	5037-1	151
16-UCL65	196	1630-GS3	187	1870-NH	192	3020-DL	37	5037-2	151
16-UCL77	196	1630-MM	186	1870-PHL	192	3020-FTM	38	5037-3	151
16-UCS60	197	1630-MM3	187	1870-PHM	192	3020-FTL	38	5037-A	151

5037-F	152	6086.	163	6255.	172	84-U1848.	145	C24-X.	50
5040.	160	6088.	163	6257-19.	172	84-U1860.	145	C30-DH	46
5041.	160	6090.	170	6258.	172	84-U1872.	145	C30-DL	46
5044.	160	6091.	170	6540-FCL.	24	84-U2036.	145	C30-FTH	46
5045.	160	6092-42.	170	6540-FCS	24	84-U2048.	145	C30-FTL.	46
5047.	160	6093.	170	6540-GSR	24	84-U2060.	145	C30-FTM	46
5048.	154	6093-27.	170	6540-GSR	25	84-U2072.	145	C30-GS	47
5049.	154	6095.	171	6540-GSX	24	BTL-10.	54	C30-X.	47
5050.	154	6096.	171	6540-GSX	25	BTL-11.	55	C4-BA11-3.	161
5051.	154	6097.	171	6541-DL	26	BTL-12.	56	C4-BA11-4.	162
5052.	154	6098.	171	6541-DR	26	BTL-16.	58	C4-BA13-3.	162
5053.	155	6106.	174	6541-DX	26	BTL-19.	59	C4-PA18-8.	164
5057.	155	6107-19.	174	6541-FTL	27	BTL-27.	60	C5-BA11-5.	161
5058.	161	6111.	175	6541-FTS	27	BTS-10.	54	C5-BA13-4.	161
5060-5.	155	6117.	175	6541-FTX	27	BTS-11.	55	C5-BA13-5.	161
5060-6.	155	6118.	175	6541-PL	27	BTS-12.	56	C5-PA18-8.	165
5060-8.	156	6119.	175	6541-PM	27	BTS-16.	58	DHL-10	105
5065-8.	156	6120.	175	6541-PS.	27	BTS-19.	59	DHL-11	106
5066-8.	156	6121.	175	6541-PX.	27	BTS-27.	60	DHL-12	108
5067-6.	156	6122.	175	6550-DS	172	C10-E.	39	DHL-16	109
5068-3.	157	6123.	175	6550-FT	172	C10-FTL.	39	DHL-19	111
5069-2.	157	6124.	175	6550-FTL	28	C10-H	40	DHL-27	112
6010.	162	6126.	175	6550-FTS	28	C10-MM.	40	DHS-10	103
6013-3.	163	6134.	175	6550-FTX	28	C10-PC	40	DHS-11	106
6020.	162	6135.	175	6550-PL	28	C10-W	40	DHS-12	107
6030.	162	62-U1110.	143	6550-PM	28	C12-E.	42	DHS-16	109
6035.	162	62-U1112.	143	6550-PS.	28	C12-FTL.	42	DHS-19	110
6040.	163	62-U1114.	143	6550-PX.	28	C12-H	43	DHS-27	112
6041.	163	62-U1212.	143	6550-RP.	172	C12-PC	43	DLS-10.	103
6049.	163	62-U5070.	164	6555-FTL	29	C13-E.	43	DLS-11.	105
6050.	170	62-U5074.	164	6555-FTS	29	C13-MM.	43	DLS-12.	107
6052.	173	62-U5079.	164	6555-FTX	29	C13-PC	43	DLS-16.	108
6054.	172	62-U6205.	171	6555-PL.	29	C2-PA18-4.	164	DLS-19.	110
6056.	173	62-U6210.	171	6555-PM	29	C20-DH	44	DLS-27.	111
6057.	173	62-UDH10	142	6555-PS.	29	C20-DL	44	F4-RA30-2	146
6060-BK	170	62-UDH12	142	6555-PX.	29	C20-FTH	44	F4-RA36-2	146
6061.	173	62-UDH14	142	70-U7740.	143	C20-FTL.	44	F4-RA48-2	146
6063.	173	62-UDH16	142	7124.	174	C20-FTM	45	F4-RA60-2	146
6066.	173	62-UDH18	142	76-U1236.	143	C20-GS	45	F4-RA72-2	146
6067.	173	62-UDR10	142	76-U1248.	143	C20-NH	45	F5-RA36-2	147
6068.	174	62-UDR12	142	76-U1260.	143	C20-NL	45	F5-RA36-3	147
6069.	173	62-UDR14	142	77-U1036.	141	C20-X.	45	F5-RA48-2	147
6070.	174	62-UDR16	142	77-U1048.	141	C24-DH	49	F5-RA48-3	147
6071.	174	62-UDR18	142	77-U1060.	141	C24-DL	49	F5-RA60-2	147
6072.	174	6251.	172	84-U0048.	145	C24-FTL	50	F5-RA60-3	147
6073.	174	6252.	172	84-U0063.	145	C24-FTH	50	F5-RA72-2	147
6081-22.	174	6253.	172	84-U1830.	145	C24-FTM	50	F5-RA72-3	147
6082.	170	6254.	172	84-U1836.	145	C24-GS	50	FTH-10.	69

INDEX

FTH-11.....	72	MML-11.....	97	P4-RA60-3... 137	TCL-16.....	85	
FTH-12.....	74	MML-12.....	98	P4-RS36-3... 137	TCL-19.....	86	
FTH-16.....	76	MML-16.....	99	P4-RS60-3... 137	TCL-27.....	88	
FTH-19.....	78	MML-19.....	100	PMC-10.....	121	TCS-10.....	82
FTH-27.....	81	MML-27.....	102	PMC-11.....	122	TCS-11.....	83
FTL-10.....	68	MMR-10.....	96	PMC-12.....	123	TCS-12.....	84
FTL-11.....	70	MMR-11.....	97	PMC-16.....	125	TCS-16.....	85
FTL-12.....	73	MMR-12.....	98	PMC-19.....	126	TCS-19.....	86
FTL-16.....	75	MMR-16.....	99	PMD-10.....	121	TCS-27.....	88
FTL-19.....	77	MMR-19.....	100	PMD-11.....	122	X50-B.....	157
FTL-27.....	79	MMR-27.....	102	PMD-12.....	123	X50-C.....	157
FTM-10.....	69	N4-LS16-1... 165	PMD-16.....	125	X51-F.....	157	
FTM-11.....	72	N4-PS20-8... 165	PMD-19.....	126	Y30-C.....	174	
FTM-12.....	74	N4-RA12-3C . 166	RPL-10.....	114	Y31-A.....	173	
FTM-16.....	76	N4-RA36-3C . 134	RPL-11.....	115			
FTM-19.....	78	N4-RA48-3C . 134	RPL-12.....	116			
FTM-27.....	81	N4-RA60-3C . 134	RPL-16.....	118			
FTR-10.....	68	N4-RA72-3C . 134	RPL-19.....	119			
FTR-11.....	70	N4-RA84-3C . 134	RPL-27.....	120			
FTR-12.....	73	N4-RA96-3C . 134	RPS-10.....	114			
FTR-16.....	75	N4-RS36-3... 134	RPS-11.....	115			
FTR-19.....	77	N4-RS48-3... 134	RPS-12.....	116			
FTR-27.....	79	N4-RS60-3... 134	RPS-16.....	118			
GSL-10.....	61	N4-RS72-3... 134	RPS-19.....	119			
GSL-10.....	89	N4-RS84-3... 134	RPS-27.....	120			
GSL-11.....	62	N4-RS96-3... 134	S2-RA36-2... 138				
GSL-11.....	90	N5-DS36-4... 135	S2-RA48-2... 138				
GSL-12.....	64	N5-DS48-4... 135	S2-RA60-2... 138				
GSL-12.....	92	N5-DS60-4... 135	S2-RS36-2... 138				
GSL-16.....	65	N5-DS72-4... 135	S2-RS48-2... 138				
GSL-16.....	93	N5-DS84-4... 135	S2-RS60-2... 138				
GSL-19.....	66	N5-DS96-4... 135	S2-WA48-0 . 166				
GSL-19.....	94	N5-LS16-1... 165	S2-WA48-1 . 166				
GSL-27.....	67	N5-PS20-8... 165	S3-RA36-3... 139				
GSL-27.....	95	N5-RA12-4C . 166	S3-RA48-3... 139				
GSR-10.....	61	N5-RA36-4C . 136	S3-RA60-3... 139				
GSR-10.....	89	N5-RA48-4C . 136	S3-RS36-3... 139				
GSR-11.....	62	N5-RA60-4C . 136	S3-RS48-3... 139				
GSR-11.....	90	N5-RA72-4C . 136	S3-RS60-3... 139				
GSR-12.....	64	N5-RA84-4C . 136	S3-WA48-0 . 167				
GSR-12.....	92	N5-RA96-4C . 136	S3-WA48-1 . 167				
GSR-16.....	65	N5-RS36-4... 136	T4-RA36-3... 140				
GSR-16.....	93	N5-RS48-4... 136	T4-RA60-3... 140				
GSR-19.....	66	N5-RS60-4... 136	T4-RS36-3... 140				
GSR-19.....	94	N5-RS72-4... 136	T4-RS60-3... 140				
GSR-27.....	67	N5-RS84-4... 136	TCL-10.....	82			
GSR-27.....	95	N5-RS96-4... 136	TCL-11.....	83			
MML-10.....	96	P4-RA36-3... 137	TCL-12.....	84			

TAKE A FEW MINUTES TO WRITE DOWN THESE SIMPLE STEPS

Plan your storage zones

For how long do you plan to use the vehicle? A year 2–5 years 10 years or more (see page 4)
 Will payload capacity be an issue? Yes No Why? _____
 What type of industry are you in? _____

What kind of partition do I need? (F zone)

Do I need to see my cargo or see out the side doors? Yes No
 Do I need the ability to go from the cabin to the cargo area through the partition? Yes No

List the equipment/products you will need to store

Place the items that you need most often in the most accessible locations.

	How often will you use this?			Zone
	Daily	Weekly	Monthly	A-B-C-D-E
_____	<input type="checkbox"/>	<input type="checkbox"/>	<input type="checkbox"/>	_____
_____	<input type="checkbox"/>	<input type="checkbox"/>	<input type="checkbox"/>	_____
_____	<input type="checkbox"/>	<input type="checkbox"/>	<input type="checkbox"/>	_____
_____	<input type="checkbox"/>	<input type="checkbox"/>	<input type="checkbox"/>	_____
_____	<input type="checkbox"/>	<input type="checkbox"/>	<input type="checkbox"/>	_____

Will I need to carry larger objects Yes No

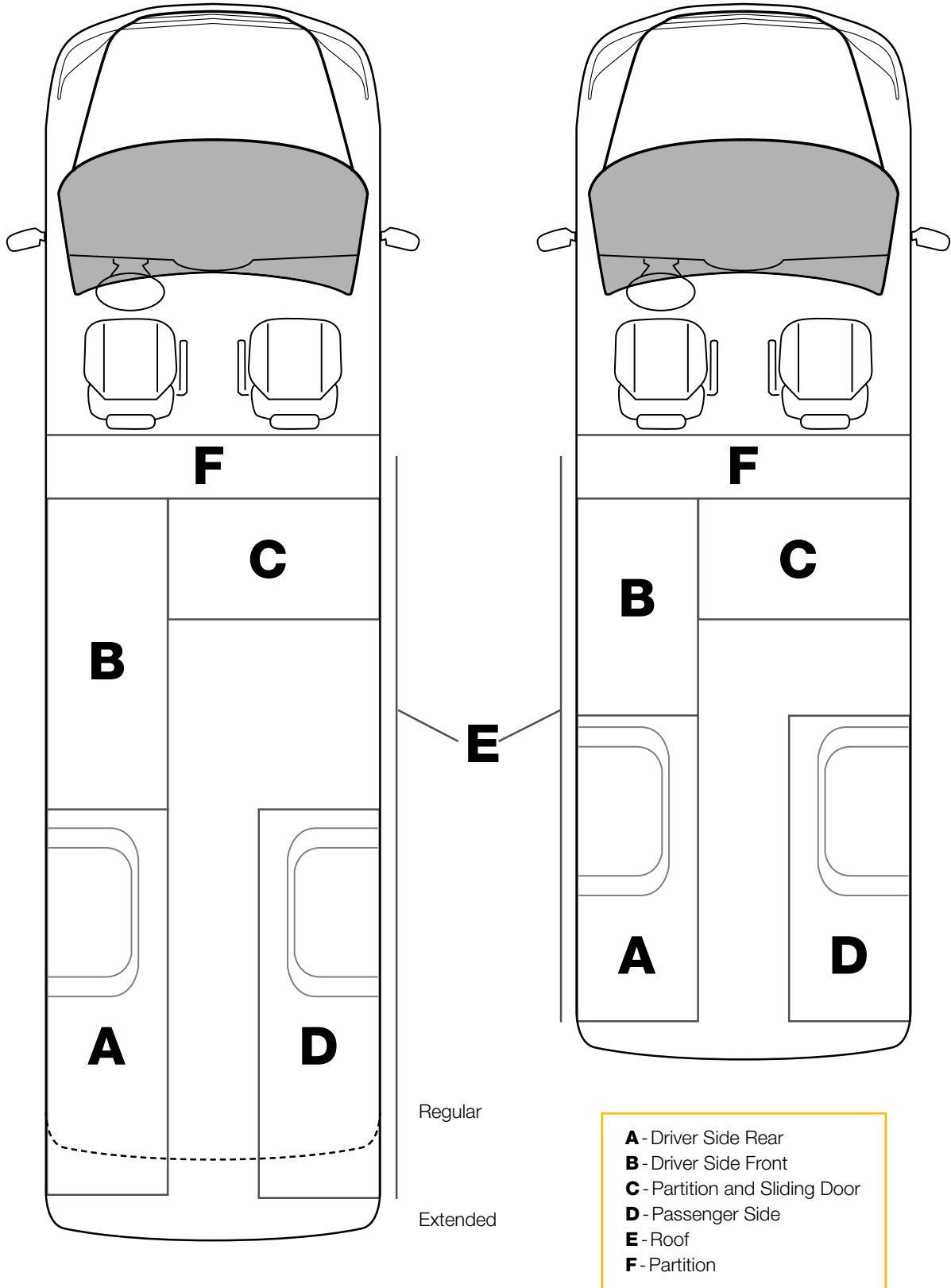
List the tools you will need to carry

Place heavy tools closest to the access doors.

	How often will you use this?			Zone
	Daily	Weekly	Monthly	A-B-C-D-E
_____	<input type="checkbox"/>	<input type="checkbox"/>	<input type="checkbox"/>	_____
_____	<input type="checkbox"/>	<input type="checkbox"/>	<input type="checkbox"/>	_____
_____	<input type="checkbox"/>	<input type="checkbox"/>	<input type="checkbox"/>	_____
_____	<input type="checkbox"/>	<input type="checkbox"/>	<input type="checkbox"/>	_____
_____	<input type="checkbox"/>	<input type="checkbox"/>	<input type="checkbox"/>	_____

What kind of ladder(s) will I be carrying? Step ladder Size _____ Extension ladders Size _____

STORAGE ZONES







**MAXIMIZE CARGO CAPACITY
& VEHICLE PERFORMANCE
WITH CONTRACTOR GRADE,
ORGANIZED STORAGE SYSTEMS**

When you want the perfect upfit solution for your work vehicle, turn to Ranger Design. Crash-tested for toughness, Ranger Design's shelving and upfits will take whatever abuse you can dish out. Their unsurpassed craftsmanship, combined with ideal fit and finish, provide a quiet ride with no rattles.



CONTACT US

cs@rangerdesign.com

1-800-565-5321

rangerdesign.com

