



2021-2022

PRODUCT AND APPLICATION GUIDE

TRUCK, SUV, AND JEEP • POWERSPORTS • INDUSTRIAL AND COMMERCIAL



Current as of May 2021



WE DON'T JUST MAKE THEM, WE USE THEM

One glance at our parking lot and it's easy to tell that most of our employees are serious off-roaders, just like you. WARN has been the original brand in 4-wheeling for over 70 years. Our in-house engineers, technicians and machinists receive raw steel in one door and send finished products out the other at our factory in Clackamas, Oregon. Our products are backed by our legendary service and support and live up to the highest standards of the world's top vehicle manufacturers and military suppliers. We proudly stand behind everything we make and have over 127 U.S. patents to our credit.





TABLE OF CONTENTS

TRUCK & SUV

Winches

ZEON Platinum.....	8-10
ZEON.....	14-16
VR EVO.....	20-23
16.5ti.....	26
M15.....	28
M12.....	29
9.0Rc.....	32
9.5xp.....	33
XD9.....	34
XD9i.....	34
M8000.....	35
M8274.....	37

Bumpers/Mounting Systems/Body Armor

Ascent Front Bumpers.....	42-45
Ascent HD Front Bumpers.....	46-47
Ascent XP Front Bumpers.....	48-49
Ascent Rear Bumpers.....	50-51
Trans4mer Gen III.....	52-55
Trans4mer Gen II.....	56-57
Multi-Mount.....	59
Semi-Hidden Kits.....	60-63
Ford Super Duty Hidden Kits.....	64
Winch Mounting Plates.....	65
Rock Crawler Bumpers.....	65
Semi-Hidden Kits for Subaru.....	66-67
Elite Bumpers.....	68-71
Crawler Bumpers.....	72-75
JL & JT Rubicon Bumper Accessories.....	76-77
Elite Tube Doors for JL & JT Wrangler.....	77
Rock Sliders.....	78
Body Armor.....	79

Winch Accessories

Epic Sidewinder.....	82
Epic Hyperlink.....	83
HUB Wireless Receiver.....	84
Hawse Fairleads.....	85
Shackles.....	86
Roller Fairleads.....	87
Roller Fairlead Cover.....	87
Tow Hooks.....	87
Winch Hooks.....	87
Hook Strap.....	87
Tree Trunk Protectors.....	88
Recovery Straps.....	88
Snatch Blocks.....	89
Recovery/Winch Accessory Kits.....	90-91
Wireless Control.....	92
Corded Remote.....	92
ZEON Accessories.....	93
Control Pack Upgrade Kit.....	93
Spydura Nightline Synthetic Rope.....	94
Spydura Synthetic Rope.....	95
Spydura Pro Synthetic Rope.....	95
Removable Rope Abrasion Sleeve.....	96
Winch Damper.....	96
Steel Rope.....	97
Winching Gloves.....	97
Stealth Series Winch Covers.....	98
Winch Covers.....	99
Epic Trail Gear.....	100-101

Wheels/4WD Hubs

Epic Wheels.....	104-105
Premium Hubs for Ford Super Duty.....	106-107
Premium Manual Hubs.....	106-107
Standard Manual Hubs.....	106-107

Application Charts

Chevrolet/GMC.....	154-155
Dodge/Ram.....	156-157
Ford.....	157-159
International Harvester.....	159
Isuzu.....	159
Jeep.....	160-161
Mazda.....	162
Nissan.....	162
Subaru.....	162
Suzuki.....	162
Toyota.....	163

POWERSPORTS

Winches

AXON.....	110-113
VRX.....	116-118

Bumpers/Mounting Systems/Body Armor

Winch Mounting Kits.....	122
Side X Side Bumpers.....	123
HUB Wireless Receiver.....	124
Epic Trail Gear.....	125
Multi-Mount.....	126

Winch Accessories

Fairleads.....	127
Synthetic Rope.....	127
Epic Accessories.....	128
Tool Roll Recovery Kit.....	128
Winch Accessory Kit.....	129
Rigging Straps.....	129
Snatch Blocks.....	129
Shackles.....	129
Winch Remote.....	129
Electrical Connections.....	129
Winch Hook Bump Stop.....	129

Plow Systems

ProVantage ATV Plow System.....	133-135
All-In-One Plow System.....	136
ProVantage SXS Plow System.....	137
Plow Accessories.....	133-137

Application Charts

Arctic Cat.....	165, 168
Can-Am/BRP.....	165-166, 168
Honda.....	165-166, 168
Kawasaki.....	165-166, 168
Kubota.....	165
Kymco.....	166, 168
Polaris.....	166-167, 169
Suzuki.....	167, 169
Yamaha.....	167, 169

UTILITY/COMMERCIAL

PullzAll/Winches

Corded & Cordless PullzAll.....	140
Drill Winch.....	141
5000 DC.....	142
4000 DC.....	142
2000 DC.....	143
3000 ACI.....	144
1500 AC.....	144
1000 AC.....	145

Accessories

PullzAll Rigging Kit.....	146
PullzAll Battery.....	146
PullzAll Charger.....	146
Winch Remote.....	147
Winch Rigging Kit.....	147
Fairleads.....	147
Mounting Plates.....	147
Electrical Connections.....	147
Winch Covers.....	147

INDUSTRIAL

Series G2 Hydraulic Winches

Series G2 9 HYD.....	151
Series G2 12 HYD.....	151
Series G2 15 HYD.....	151
Series G2 18 HYD.....	151

Series G2 DC Electric Winches

Series G2 9 DC.....	151
Series G2 12 DC.....	151
Series G2 15 DC.....	151
Series G2 18 DC.....	151

Series G2 Severe Duty Winches

Series G2 Severe Duty 12.....	151
Series G2 Severe Duty 18.....	151

Series XL Winches

Series 30XL.....	152
Series 20XL.....	152
Series XL-LP.....	152
Series 30XL 2-Speed.....	152

Planetary Gear Hoists

DC4000.....	152
DC3000.....	152
DC2500.....	152
DC2000 LF.....	152
DC2000 MF.....	152
DC1600.....	152
DC1200.....	152
DC1000.....	152
DC800.....	152
HY3000.....	152
HY2000.....	152

YOUR JOB: GETTING THERE. OUR JOB: GETTING YOU BACK.

We build our products with a focus on self-reliance. We also understand your different requirements when it comes to selecting the right product for your vehicle. That's why we offer a wide variety of winches to fit nearly every need and budget. Whether it's an agile trail rig, a work truck, or something in between, our winches will help you go prepared for whatever lies ahead.



STANDARD DUTY SERIES

- Authentic, reliable design evolved through decades of winching know-how
- A modern take on classic WARN engineering, testing, and quality; perfect for a variety of vehicles
- Class-leading features, such as IP68 waterproof construction and an Albright contactor at a price that won't break the bank
- Same great limited lifetime warranty as all of our other winches



PREMIUM SERIES

- Often copied, but never duplicated—ZEON sets the bar for the winching market
- Excellent durability, style, and performance for the off-road enthusiast
- Full IP68 waterproofing for every condition
- Advanced design, rugged durability, all built with premium components
- Built to last with all the performance serious off-roaders need



ULTIMATE PERFORMANCE SERIES

- Unmatched technology and control: ZEON Platinum redefines the future of winching
- No-compromise construction, world-class performance for the users who want the ultimate winch
- Full IP68 waterproofing for every condition
- Remote clutch, Advanced Wireless Control, and the ability to plug 12V accessories directly into the winch
- The combination of features and performance means easier, quicker recoveries



HEAVYWEIGHT SERIES

- Heavy-duty winches built to pull the biggest trucks out of the muck, or move the heaviest loads with ease
- Perfect for the full-size truck user who is on the job, on the trail, or at their favorite hunting spot
- Large-frame architecture built to withstand heavy stress over time
- Available with lightweight, easy-to-handle Spydura synthetic rope



CLASSIC/SPECIALTY SERIES

- Time-tested crowd favorites and winches made to fill a unique niche
- Modern classics designed for a host of vehicles, from pickups to rock crawlers
- Much-loved winches including the tried-and-true M8 and iconic M8274-50
- Unique winches, such as the 9.0Rc for rock sports and the tried-and-true M8.

	STANDARD DUTY SERIES	PREMIUM SERIES	ULTIMATE PERFORMANCE SERIES	HEAVYWEIGHT SERIES	WARN DELIVERS
FEATURES					
Available Capacities (lbs.)	8,000, 10,000, and 12,000	8,000, 10,000, and 12,000	10,000 and 12,000	12,000, 15,000, and 16,500	For anything between a 2-door Jeep up to 1/2-ton pickups, stick with Standard, Premium, or Ultimate Performance Series. For 3/4-ton and 1-ton full-size trucks, count on the Heavyweight Series to perform under severe stresses and high shock loads
Suitable Vehicles	SUVs and trucks with GVWR* of up to 8,000 lbs. Recommended winch capacity = 1.5 x GVWR	SUVs and trucks with GVWR* of up to 8,000 lbs. Recommended winch capacity = 1.5 x GVWR	SUVs and trucks with GVWR* of up to 8,000 lbs. Recommended winch capacity = 1.5 x GVWR	Large SUVs & trucks with GVWR* of up to 11,000 lbs. Recommended winch capacity = 1.5 x GVWR	Keep your gear and other on-vehicle accessories in mind when calculating actual GVWR. Bumpers, tire carriers, roof racks, and larger wheels and tires can quickly add weight
Anchoring System	Drum flange screw and thimble	Patented through-drum technology	Patented through-drum technology	Drum flange screw and thimble	The patented through-drum anchor system is up to 50 times stronger than the traditional flange screw and thimble. Be mindful to leave at least 5 full wraps on the drum before winching
Motor and Gear Train Armor	Full metal armor	Full metal armor	Full metal armor	None	Metal casing protects vital components from impact and damage on hardcore obstacles
Control Pack Material	Impact-resistant composite	Full metal armor	Full metal armor	Plastic on M12 and M15. Metal on 16.5Ti	Metal casing protects vital components from impact and damage on hardcore obstacles
Wiring	Traditional motor terminals	Automotive OE-grade bus bar	Automotive OE-grade bus bar	Traditional motor terminals	Automotive OE-grade bus bar hides unsightly wires and provides superior connection
Remote Control	Corded, hand-held remote with 11.5' (3.5m) lead	IP68 Waterproof ergonomic remote with large rocker switch	IP68 Waterproof Advanced wireless control	IP68 Waterproof ergonomic remote with large rocker switch	Wireless clutch activation can save substantial amount of time during critical recovery operations. They are used and proven in grueling off-road races world-wide
Performance Sensors	None	None	Actively monitors winch temperature and vehicle battery condition	Thermometric sensor on 16.5Ti	Advanced Platinum technology provides live information, delivering confidence and control to the end user
Clutching Mechanism	Manual lever operation	Manual lever operation	Automatic operation via wireless remote	Manual lever operation	Platinum's remote clutch means no need to turn a clutch handle. Can cut recovery time in half.
Clutch Lever	Stainless steel easy-grip handle	Stainless steel easy-grip handle	None (Remote-operated clutch)	Polished silver bent bar handle	All handles are stylized to complement the product and are easy to handle, even with gloves on
Auxiliary Plug-In	None	None	2 auxiliary accessories, control via wireless remote	None	Platinum technology allows easy-install and wireless control of 2 accessories, e.g. lighting
Synthetic Rope	Standard Duty synthetic rope	Spydura and Spydura Pro synthetic rope	Spydura and Spydura Pro synthetic rope	Spydura and Spydura Pro synthetic rope	Proprietary Spydura synthetic rope delivers 15% greater strength and 50% greater durability. Spydura Pro offers best strength and durability for any winch in its class, up to 3 times stronger than competitors' products
Hawse Fairlead	Black-painted cast aluminum	Cast aluminum	Cast aluminum	Cast aluminum	Cast Aluminum fairlead features superior surface finish smoothness and corrosion resistance
Brake System	Load-holding spring	6-segment mechanical cone brake	3-segment mechanical cone brake with a steel sleeve	3-segment mechanical cone brake	Platinum's unique design allows for increased line speed over the ZEON
Winch Structural Bracing	Tie plate	Tie plate	Tie plate	Tie rods	Tie plates offer stronger structure but are not compatible with winch cable tensioners found in the industrial market
Final Point of Assembly	China	Warn facility in Oregon, USA	Warn facility in Oregon, USA	Warn facility in Oregon, USA	All Premium, Ultimate Performance, Heavyweight, and Classic Series winches are 100% designed and engineered in the US.

* Gross Vehicle Weight Rating

	STANDARD DUTY SERIES	PREMIUM SERIES	ULTIMATE PERFORMANCE SERIES	HEAVYWEIGHT SERIES	WARN DELIVERS
SPECIFICATIONS					
Winch Drum	2.5" diameter	3.15" diameter aluminum or zinc-alloy drum	3.15" diameter zinc-alloy drum	3.5" diameter welded steel drum	The larger the drum diameter, the less stress the rope will see. Both the aluminum and zinc-alloy drums dissipate heat quicker than welded steel drums, providing greater protection for your synthetic rope
Weight	55-74 lbs.	75-98 lbs.	83-98 lbs.	89-138 lbs.	Synthetic rope can save up to 25 lbs.
Dimensions (L x D x H)	Integrated Configuration: 21" L x 6.3" D x 10.1"	Integrated Configuration: 24.3" x 7.2" x 10.6"	Integrated Configuration: 24.3" x 7.2" x 10.6"	With Control Pack: M-12 and M-15: 25.2" x 8.5" x 11" 16.5Ti: 24.2" x 8.5" x 9.7"	Winches can be mounted with the control pack attached or relocated based on application and desired styling. Some products will require a relocation kit. Please consult the product guide
Low Profile Height	7.5" (without control pack)	7.9" (without control pack)	7.9" (without control pack)	8.6" (without control pack)	
Mounting Pattern	10.5" x 4.5"	10" x 4.5"	10" x 4.5"	10" x 4.5"	A majority of WARN SUV/Truck winches share the same mounting pattern
PERFORMANCE					
No Load Line Speed	26.2 ft/min (EVO 12, 12-S) 27.1 ft/min (EVO 10, 10-S) 24.8 ft/min (EVO 8, 8-S)	28.1 ft/min (ZEON 12, 12-S) 33 ft/min (ZEON 10, 10-S) 35 ft/min (ZEON 8, 8-S)	33 ft/min (12, 12-S Platinum) 44 ft/min (10, 10-S Platinum)	23.6 ft/min (16.5Ti, ti-S) 22.2 ft/min (M15, M15-S) 30 ft/min (M12, M12-S)	ZEON Platinum has a 70% faster no-load line speed than VR. 33% vs. ZEON for rapid recovery
Full Load Line Speed	4.0 ft/min (EVO 12, 12-S) 5.2 ft/min (EVO 10, 10-S) 6.0 ft/min (EVO 8, 8-S)	3.1 ft/min (ZEON 12, 12-S) 4.8 ft/min (ZEON 10, 10-S) 6.2 ft/min (ZEON 8, 8-S)	4.5 ft/min (12, 12-S Platinum) 5.5 ft/min (10, 10-S Platinum)	3.2 ft/min (16.5Ti, ti-S) 2.5 ft/min (M15, 15-S) 3.9 ft/min (M12, 12-S)	ZEON Platinum: More than 2x full-load line speed vs. VR EVO and 17% faster than ZEON
No Load Motor Current	55 amps (EVO 12, 12-S) 58 amps (EVO 10, 10-S) 57 amps (EVO 8, 8-S)	50 amps (ZEON 12, 12-S) 62 amps (ZEON 10, 10-S) 63 amps (ZEON 8, 8-S)	57 amps (12, 12-S Platinum) 55 amps (10, 10-S Platinum)	68 amps (16.5Ti, ti-S) 67 amps (M15, 15-S) 67 amps (M12, 12-S)	Lower amp draw delivers greater efficiency and longer motor life
Rated Load Motor Current	396 amps (EVO 12, 12-S) 358 amps (EVO 10, 10-S) 298 amps (EVO 8, 8-S)	438 amps (ZEON 12, 12-S) 409 amps (ZEON 10, 10-S) 413 amps (ZEON 8, 8-S)	446 amps (12, 12-S Platinum) 465 amps (10, 10-S Platinum)	460 amps (M15, 15-S) 440 amps (M12, 12-S)	Lower amps means more sustained pulling power without draining your battery
Corrosion Resistance	240 hr salt spray test	408 hr salt spray test	408 hr salt spray test	408 hr salt spray test	ZEON and Heavyweight have 2x the industry standard for corrosion resistance
Ingress Protection	Entire winch unit is rated IP68 waterproof, for submersible operation	Entire winch unit is rated IP68 waterproof, for submersible operation, including remote	Entire winch unit is rated IP68 waterproof, for submersible operation, including remote	Winch is dust tight, weather-resistant, with IP68 waterproof electrical contactor	ZEON and Platinum feature fewer points of water/debris entry, superior sealing, and total protection from the elements
Motor	Standard-duty	High-performance, high-efficiency motor, exclusive to ZEON	Highest-performance motor exclusive to the Platinum	High-performance motor exclusive to the Heavyweights	Motor is one area that sets us apart. Make sure to run your winch every few months to ensure that parts are being lubricated and the electrical contacts are sound.
Geartrain Durability	★★★	★★★★	★★★★★	★★★★★	The Platinum and Heavyweight features our most robust, highest durability gear train
WARRANTY					
Mechanical	Limited Lifetime	Limited Lifetime	Limited Lifetime	Limited Lifetime	Best warranty in the industry, backed by a fully staffed, US-based customer service
Electrical	7 Years	7 Years	7 Years	7 Years	



WARN ULTIMATE PERFORMANCE WINCHES

TECHNICALLY SPEAKING, THEY ARE THE BEST WE MAKE

From the top of the Tierra del Fuego to your local trails and dunes, adventure-seeking 4-wheelers and sportsmen of all stripes demand and depend on the rugged reliability that comes with the full-featured ZEON Platinum, far and away our most technologically advanced winch.



WARN ZEON PLATINUM

Pulling Winching Into the 21st Century

With state-of-the-art features, cutting-edge technology, and world-class engineering, the ZEON Platinum is the future of winching. The one-of-a-kind Advanced Wireless Remote controls the clutch, power in/power out, plus it displays motor temperature and vehicle battery info. It also can control two 12-volt accessories, which can be plugged directly into the winch.

- High-speed motor and unique gear train provides 33% faster line speed than the ZEON, and increased durability
- Plug two 12V accessories directly into the winch and control with remote—no drilling through the firewall
- Full IP68 waterproofing keeps water and the elements out
- Large diameter drum reduces rope wear, dissipates brake heat, and features a unique rope anchor system for strength
- Convertible control pack for upright or low-profile mounting options
- Best-in-class cone brake; holds the winch's full-rated load
- Available in 10,000 lb. and 12,000 lb. capacities with lightweight, easy-to-handle Spydura synthetic rope or durable steel rope
- Industry-leading warranty: Limited lifetime (mechanical components); seven year (electrical components)



The WARN ZEON Platinum winches offer the advanced technology and ultimate performance for those who eat, sleep, and dream of adventure.

92820 ZEON 12 Platinum
Includes 80' of 3/8" steel rope and roller fairlead

95960 ZEON 12-S Platinum
Includes 80' of 3/8" Spydura Pro synthetic rope and polished aluminum hawse fairlead

92810 ZEON 10 Platinum
Includes 80' of 3/8" steel rope and roller fairlead

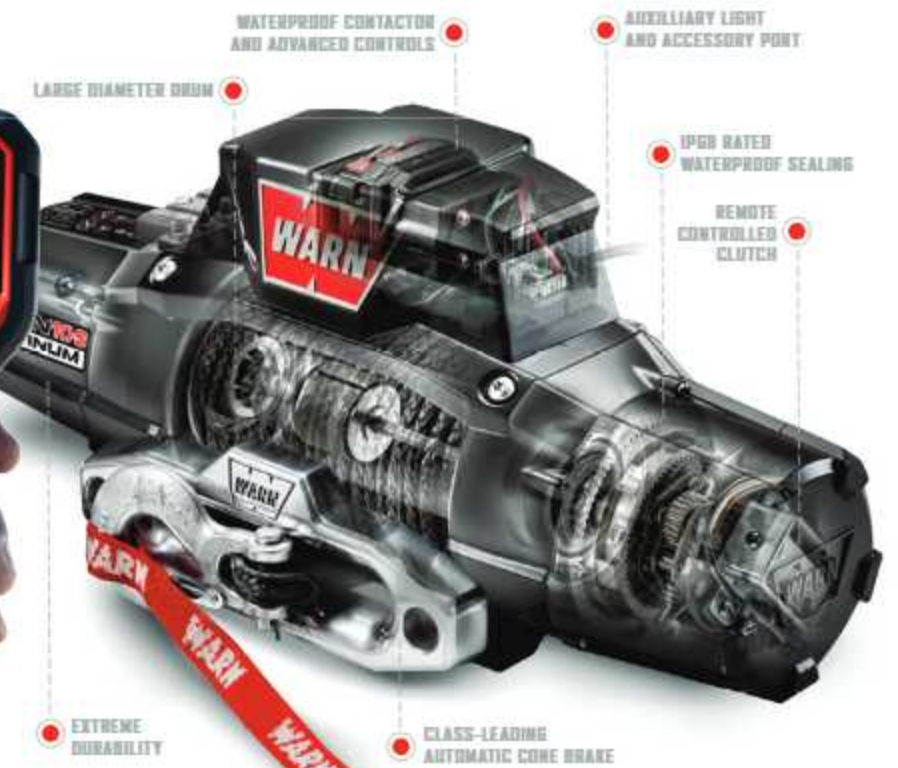
92815 ZEON 10-S Platinum
Includes 100' of 3/8" Spydura synthetic rope and polished aluminum hawse fairlead

Advanced Wireless Remote

The Advanced Wireless Remote is no ordinary controller. It puts total control in the palm of your hand. It controls the winch, the clutch, and up to two 12V accessories, such as auxiliary lights. This sophisticated advanced remote controls operation of the remote clutch, winch drum, and much more.

- Now the clutch is in your hand, not on the winch
- Thermometrics—instant feedback on winch motor temperature
- Battery condition—monitor vehicle battery charge level
- Auxiliary controls—control the winch and up to two accessories. Tie in your lights or other auxiliary 12V gear
- Includes USB charging cable and car charger adapter

THE TOUGHEST, MOST TECHNOLOGICALLY ADVANCED WINCH ON THE TRAIL TODAY.



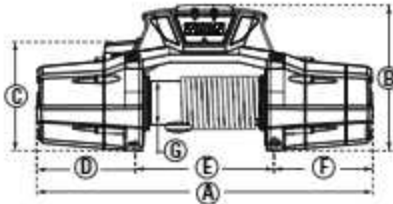


ZEON 12 AND 12-S PLATINUM

SPECIFICATIONS

Part numbers: 92820 (ZEON 12 Platinum), 95960 (ZEON 12-S Platinum)
Rated line pull: 12,000 lbs. (5443 kg) single-line
Motor: 12V DC, series wound
Electrical controls: Contactor
Remote Control: Advanced Wireless
Geartrain: 3-stage planetary
Gear ratio: 216:1
Clutch (freespooling): Rotating ring gear
Brake: Automatic mechanical cone
Drum diameter/Length: 3.15"/9.0" (80mm/229mm)
Rope: ZEON 12 Platinum: 3/8" x 80' (9.52mm x 24.38m) steel, ZEON 12-S Platinum: 3/8" x 80' (9.52mm x 24.38m) Spydura Pro™ synthetic
Fairlead: ZEON 12 Platinum: Roller, ZEON 12-S Platinum: Aluminum Hawse
Recommended Battery: 650 CCA minimum for winching
Battery leads: 2 gauge, 72" (1.83m)
Finish: Satin-black powder coat
Weight: ZEON 12 Platinum: 106 lbs. (48 kg), ZEON 12-S Platinum: 80 lbs. (36 kg)
Warranty: Limited lifetime

DIMENSIONS



(A) 24.25" (615.9mm)	(E) 10.0" (254.0mm)
(B) 10.5" (266.8mm)	(F) 7.14" (181.3mm)
(C) 7.84" (199.0mm)	(G) 3.15" (80.0mm)
(D) 7.11" (180.6mm)	

Mounting bolt pattern: 10.0" x 4.5" (254.0mm x 114.3mm)

12V DC PERFORMANCE SPECS (first layer)

Line Pull Lbs. (kg)	Line Speed Ft./min. (M/min.)	Motor Current	Pull by layer: layer/Lbs. (kg)
0	32.9 (10.0)	57 amps	1/12000 (5440)
2000 (910)	15.1 (4.6)	132 amps	2/9895 (4488)
4000 (1810)	9.9 (3.0)	200 amps	3/8418 (3818)
6000 (2720)	8.9 (2.7)	261 amps	4/7325 (3323)
8000 (3630)	7.8 (2.4)	321 amps	5/6483 (2941)
10000 (4536)	5.4 (1.6)	381 amps	
12000 (5440)	4.5 (1.4)	446 amps	

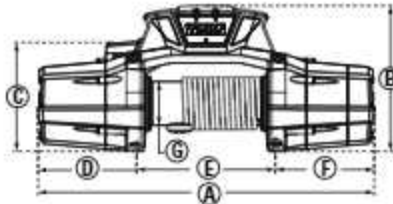


ZEON 10 AND 10-S PLATINUM

SPECIFICATIONS

Part numbers: 92810 (ZEON Platinum 10), 92815 (ZEON Platinum 10-S)
Rated line pull: 10,000 lbs. (4536 kg) single-line
Motor: 12V DC, series wound
Electrical controls: Contactor
Remote Control: Advanced Wireless
Geartrain: 3-stage planetary
Gear ratio: 162:1
Clutch (freespooling): Rotating ring gear
Brake: Automatic mechanical cone
Drum diameter/Length: 3.15"/9.0" (80mm/229mm)
Rope: ZEON Platinum 10: 3/8" x 80' (9.52mm x 24.38m) steel, ZEON Platinum 10-S: 3/8" x 100' (9.52mm x 30m) Spydura synthetic
Fairlead: ZEON 10 Platinum: Roller, ZEON 10-S Platinum: Aluminum Hawse
Recommended Battery: 650 CCA minimum for winching
Battery leads: 2 gauge, 72" (1.83m)
Finish: Satin-black powder coat
Weight: ZEON 10 Platinum: 106 lbs. (48 kg), ZEON 10-S Platinum: 83 lbs. (38 kg)
Warranty: Limited lifetime

DIMENSIONS



(A) 24.25" (615.9mm)	(E) 10.0" (254.0mm)
(B) 10.5" (266.8mm)	(F) 7.14" (181.3mm)
(C) 7.84" (199.0mm)	(G) 3.15" (80.0mm)
(D) 7.11" (180.6mm)	

Mounting bolt pattern: 10.0" x 4.5" (254.0mm x 114.3mm)

12V DC PERFORMANCE SPECS (first layer)

Line Pull Lbs. (kg)	Line Speed Ft./min. (M/min.)	Motor Current	Pull by layer: layer/Lbs. (kg)
0	44 (13.4)	55 amps	1/10000 (4536)
2000 (910)	17.8 (5.42)	149 amps	2/8246 (3740)
4000 (1810)	12 (3.65)	233 amps	3/7015 (3182)
6000 (2720)	10.7 (3.3)	311 amps	4/6104 (2769)
8000 (3630)	7.5 (2.3)	387 amps	5/5402 (2450)
10000 (4536)	5.6 (1.7)	465 amps	

OPTIONAL ACCESSORIES FOR THE ZEON PLATINUM WINCH



Advanced Wireless Control Window Mount

Mount the ZEON Platinum wireless remote to your windshield or other smooth, flat, non-porous surface.

94437



Control Pack Relocation Kit

Hardware and wiring required to mount the ZEON Platinum control box remotely from winch.


89970 (Short kit 31")

92193 (Long Kit 78")

Additional wiring (optional)

93373 Light harness kit (short 6')

93375 Light harness kit (long 20')



WARN PREMIUM SERIES WINCHES



IT'S EVERY BUMPER'S BEST FRIEND

The Premium Series ZEON winches are lifelines for seasoned and experienced 4-wheelers who may find themselves way off the grid, or simply off the road and down a dry riverbed. These best-selling winches strike the perfect balance between features and pricing.



WARN ZEON Advanced, Capable, and Tough

The WARN ZEON continues to redefine winching. ZEON is the premium winch line for trucks, Jeeps, and SUVs, and provides unmatched durability, performance, and style. These winches have become top sellers for a good reason: They've been the top choice of editors and off-roaders worldwide, and look as good as they perform.

- Automotive-grade busbars replace unsightly wires for greater electrical efficiency, superior connection, and a cleaner look
- Full metal armor protects vital components from impact and damage
- Twice the corrosion resistance of entry-level winches; rated to 408 hours in rigorous salt-spray tests
- 33 ft/min no-load line speed—22% faster than our Standard Duty winches
- Full IP68 waterproofing to keep water and the elements out
- Large diameter drum for longer rope life; unique and durable rope attachment point
- Convertible control pack for upright or low-profile mounting options
- Available in 8,000, 10,000, and 12,000 lb. capacities with lightweight, easy-to-handle Spydura synthetic rope or durable steel rope
- Industry-leading warranty: Limited lifetime (mechanical components); seven year (electrical components)

- 89120 ZEON 12**
80' of 3/8" steel rope and roller fairlead
- 90666 (24V) ZEON 12**
Roller fairlead; rope not included
- 95950 ZEON 12-S**
80' of 3/8" Spydura Pro synthetic rope and polished aluminum hawse fairlead
- 88990 ZEON 10**
80' of 3/8" steel rope and roller fairlead
- 90665 (24V) ZEON 10**
Roller fairlead; rope not included
- 89611 ZEON 10-S**
100' of 3/8" Spydura synthetic rope and polished aluminum hawse fairlead
- 104179 ZEON 10-S Multi-Mount**
100' of 3/8" Spydura synthetic rope, Multi-Mount carrier, polished aluminum hawse fairlead, and Quick Connect wiring
- 88980 ZEON 8**
100' of 5/16" steel rope and roller fairlead
- 89305 ZEON 8-S**
100' of 3/8" Spydura synthetic rope and polished aluminum hawse fairlead

ZEON Multi-Mount Winch Mounting System

For those looking for added versatility with their winch, the WARN Multi-Mount system allows you to have a winch on the front or rear of the vehicle for maximum flexibility. Simply add the receiver to the front of the vehicle, and the Quick Connect wiring to the rear, and you're ready to go.



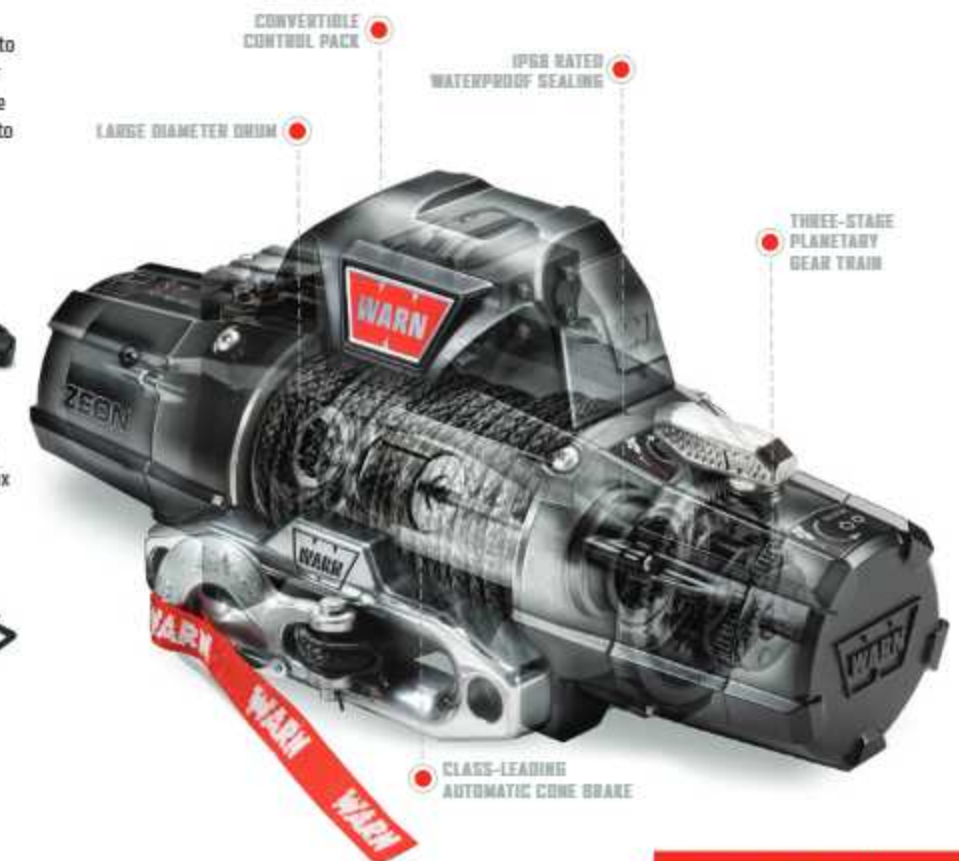
Control Pack Relocation Kit

Hardware and wiring required to mount control box remotely from winch.



- 89970** (Short kit 31")
- 89960** (Long Kit 78")

ALL THE PERFORMANCE FEATURES OFF-ROADERS NEED THE MOST



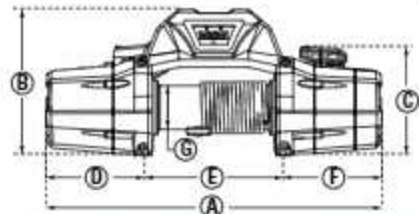


ZEON 12 AND 12-S

SPECIFICATIONS

Part numbers: 89120 (ZEON 12), 90666 (ZEON 12, 24V), 95950 (ZEON 12-S)
Rated line pull: 12,000 lbs. (5443 kg) single-line
Motor: 12V DC, series wound
Electrical controls: Contactor
Remote Control: Remote switch, 12' (3.7m) Lead
Geartrain: 3-stage planetary
Gear ratio: 216:1
Clutch (freespooling): Rotating ring gear
Brake: Automatic mechanical cone
Drum diameter/Length: 3.15"/9.0" (80mm/229mm)
Rope: ZEON 12: 3/8" x 80' (9.52mm x 24.38m) steel, ZEON 12 (24V): No rope included, ZEON 12-S: 3/8" x 80' (9.52mm x 24.38m) Spydura Pro™ synthetic
Fairlead: ZEON 12: Roller, ZEON 12-S: Aluminum hawse
Recommended Battery: 650 CCA minimum for winching
Battery leads: 2 gauge, 72" (1.83m)
Finish: Satin-black powder coat
Weight: ZEON 12: 103.5 lbs. (47 kg), ZEON 12 (24V): 82 lbs. (37 kg), ZEON 12-S: 83 lbs. (38 kg)
Warranty: Limited lifetime

DIMENSIONS



(A) 24.25" (615.9mm)	(E) 10.0" (254.0mm)
(B) 10.5" (266.8mm)	(F) 7.14" (181.3mm)
(C) 7.84" (199.0mm)	(G) 3.15" (80.0mm)
(D) 7.11" (180.6mm)	

Mounting bolt pattern: 10.0" x 4.5" (254.0mm x 114.3mm)

12V DC PERFORMANCE SPECS (first layer)

Line Pull Lbs. (kg)	Line Speed Ft./min. (M/min.)	Motor Current	Pull by layer: layer/Lbs. (kg)
0	28.1 (8.6)	67 amps	1/12000 (5440)
2000 (910)	14.2 (4.3)	141 amps	2/9895 (4488)
4000 (1810)	9.3 (2.8)	209 amps	3/8418 (3818)
6000 (2720)	7.8 (2.4)	272 amps	4/7325 (3323)
8000 (3630)	6.4 (2.0)	336 amps	5/6483 (2941)
10000 (4536)	4.3 (1.3)	401 amps	
12000 (5440)	3.3 (1.0)	469 amps	

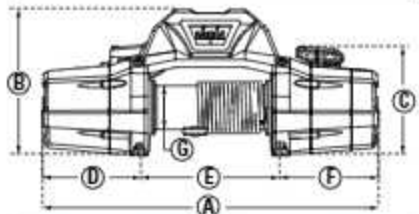


ZEON 10 AND 10-S

SPECIFICATIONS

Part numbers: 88990 (ZEON 10), 90665 (ZEON 10, 24V), 89611 (ZEON 10-S)
Rated line pull: 10,000 lbs. (4536 kg) single-line
Motor: 12V DC, series wound
Electrical controls: Contactor
Remote Control: Remote switch, 12' (3.7m) Lead
Geartrain: 3-stage planetary
Gear ratio: 216:1
Clutch (freespooling): Rotating ring gear
Brake: Automatic mechanical cone
Drum diameter/Length: 3.15"/9.0" (80mm/229mm)
Rope: ZEON 10: 3/8" x 80' (9.52mm x 24.38m) steel, ZEON 10 (24V): No rope included, ZEON 10-S: 3/8" x 100' (9.52mm x 30m) Spydura synthetic
Fairlead: ZEON 10: Roller, ZEON 10-S: Aluminum hawse
Recommended Battery: 650 CCA minimum for winching
Battery leads: 2 gauge, 72" (1.83m)
Finish: Satin-black powder coat
Weight: ZEON 10: 103.5 lbs. (47 kg), ZEON 10 (24V): 82 lbs. (37 kg), ZEON 10-S: 83 lbs. (38 kg)
Warranty: Limited lifetime

DIMENSIONS



(A) 24.25" (615.9mm)	(E) 10.0" (254.0mm)
(B) 10.5" (266.8mm)	(F) 7.14" (181.3mm)
(C) 7.84" (199.0mm)	(G) 3.15" (80.0mm)
(D) 7.11" (180.6mm)	

Mounting bolt pattern: 10.0" x 4.5" (254.0mm x 114.3mm)

12V DC PERFORMANCE SPECS (first layer)

Line Pull Lbs. (kg)	Line Speed Ft./min. (M/min.)	Motor Current	Pull by layer: layer/Lbs. (kg)
0	33 (10.27)	62 amps	1/10000 (4536)
2000 (910)	14.9 (4.5)	144 amps	2/8246 (3740)
4000 (1810)	11.2 (3.4)	215 amps	3/7015 (3182)
6000 (2720)	8.5 (2.6)	380 amps	4/6104 (2769)
8000 (3630)	6.5 (2.0)	353 amps	5/5402 (2450)
10000 (4536)	4.8 (1.5)	409 amps	

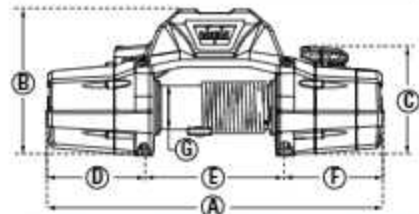


ZEON 8 AND 8-S

SPECIFICATIONS

Part numbers: 88980 (ZEON 8), 89305 (ZEON 8-S)
Rated line pull: 8,000 lbs. (3630 kg) single-line
Motor: 12V DC, series wound
Electrical controls: Contactor
Remote Control: Remote switch, 12' (3.7m) lead
Geartrain: 3-stage planetary
Gear ratio: 162:1
Clutch (freespooling): Rotating ring gear
Brake: Automatic mechanical cone
Drum diameter/Length: 3.15"/9.0" (80mm/229mm)
Rope: ZEON 8: 5/16" x 100' (8mm x 30.5m) steel, ZEON 8-S: 3/8" x 100' (9.5mm x 30.5m) Spydura synthetic
Fairlead: ZEON 8: Roller, ZEON 8-S: Aluminum hawse
Recommended Battery: 650 CCA minimum for winching
Battery leads: 2 gauge, 72" (1.83m)
Finish: Satin-black powder coat
Weight: ZEON 8: 99 lbs. (45 kg), ZEON 8-S: 80 lbs. (36 kg)
Warranty: Limited lifetime

DIMENSIONS



(A) 24.25" (615.9mm)	(E) 10.0" (254.0mm)
(B) 10.5" (266.8mm)	(F) 7.14" (181.3mm)
(C) 7.84" (199.0mm)	(G) 3.15" (80.0mm)
(D) 7.11" (180.6mm)	

Mounting bolt pattern: 10.0" x 4.5" (254.0mm x 114.3mm)

12V DC PERFORMANCE SPECS (first layer)

Line Pull Lbs. (kg)	Line Speed Ft./min. (M/min.)	Motor Current	Pull by layer: layer/Lbs. (kg)
0	35 (12.8)	63 amps	1/8000 (3629)
2000 (910)	17.2 (5.2)	167 amps	2/6777 (3074)
4000 (1810)	11.7 (3.6)	255 amps	3/5878 (2666)
6000 (2720)	8.5 (2.6)	335 amps	4/5190 (2354)
8000 (3630)	6.2 (1.9)	413 amps	5/4646 (2107)

FOR 24V PERFORMANCE SPECS GO TO WARN.COM



WARN STANDARD DUTY WINCHES

RELIABLE, DURABLE AND AFFORDABLE

With the lowest amp draw and fastest line speed under load, the rugged VR EVO series of winches are the hardest-working, standard-duty winches we've ever made and like all our other winches, they backed by the best warranty in the business.



WARN VR EVO The New Standard in Standard-Duty Winches

With the lowest amp draw and fastest line speed under load, the new VR EVO series of winches are the hardest-working, standard-duty winches we've ever offered. They feature IP68-rated waterproof construction for performance in all conditions, and our legendary reliability—standard. Plus, they're covered by our industry-leading limited lifetime warranty. All VR EVO winches are available at a price that won't pull you out of your budget.

- Available in 8,000, 10,000, and 12,000 lb. capacities
- Choice of durable steel or easy-to-handle synthetic rope
- Rugged, one-piece, cast-aluminum tie plate for added strength and durability
- Heavy-duty, die-cast hawse fairlead
- Sealed Albright® contactors deliver the ultimate in reliability
- Control pack can be relocated for low-profile installations
- Limited lifetime warranty (mechanical), seven year electrical warranty



VR EVO is the gateway to the WARN brand and has the best warranty in the business—you can't afford to trust anything less.

103254 VR EVO 12
85' of 3/8" steel rope and roller fairlead

103255 VR EVO 12-S
90' of 3/8" synthetic rope and black hawse fairlead

103252 VR EVO 10
90' of 0.3/8" steel rope and roller fairlead

103253 VR EVO 10-S
90' of 3/8" synthetic rope and black hawse fairlead

103250 VR EVO 8
90' of 5/16" steel rope and roller fairlead

103251 VR EVO 8-S
90' of 3/8" synthetic rope and black hawse fairlead



Center-Mounted Convertible Control Pack

You can mount the control pack separately from the winch, or keep it attached for an integrated look. Your choice.

While a kit isn't required to relocate the VR EVO control pack several inches from the winch, a 78" Extended-Length Cable Kit is available for those looking to move the control pack farther away.

106011 Optional Extended-Length Cable Kit (78") for VR EVO winches



Corded Remote

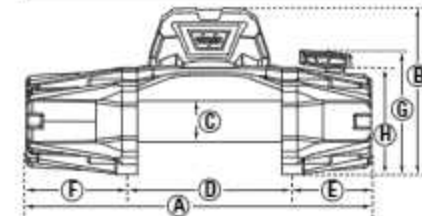
VR EVO comes standard with a hand-held corded remote that features an 11.5 ft (3.5m) lead.



VR EVO 12 AND 12-S

SPECIFICATIONS	
Part numbers: 103254 (VR EVO 12), 103255 (VR EVO 12-S)	
Rated line pull: 12,000 lbs. (5443 kg) single-line	
Motor: 12V DC, series wound	
Electrical controls: Albright Contactor	
Remote Control: Plug-in corded remote, with a 11.5' (3.5m) lead	
Geartrain: 3-stage planetary	
Gear ratio: 234:1	
Clutch (freespooling): Rotating ring gear clutch	
Brake: Spring Brake	
Drum diameter/Length: Steel and Synthetic: 2.5"/9.0" (6.73cm/23cm)	
Rope: Steel: 3/8" x 85' (9.5mm x 25.9m) Synthetic: 3/8" x 90' (9.5mm x 27.4m)	
Fairlead: Steel: Roller, Synthetic: Die Cast Hawse	
Recommended Battery: 650 CCA minimum for winching	
Battery leads: 0.98" x 6.5' (25mm x 2m)	
Finish: Powder coating over primer undercoating	
Weight: VR EVO 12: 82.6 lbs. (37 kg), VR EVO 12-S: 57.1 lbs. (26 kg)	
Warranty: Limited lifetime	

DIMENSIONS



(A) 21.02" (534mm)	(E) 4.84" (123mm)
(B) 10.08" (256mm)	(F) 6.18" (157mm)
(C) 2.54" (64mm)	(G) 7.5" (191.4mm)
(D) 10" (254mm)	(H) 6.79" (172.4mm)

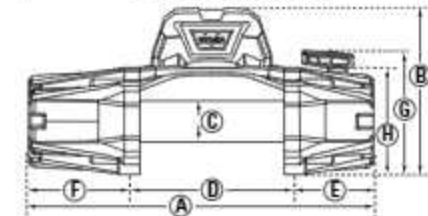
Mounting bolt pattern: 10.0" x 4.5" (254mm x 114.3mm)

12V DC PERFORMANCE SPECS (first layer)			
Line Pull	Line Speed	Motor	Pull by layer:
Lbs. (kg)	Ft./min. (M/min.)	Current	layer/Lbs. (kg)
0	26.2 (8.0)	55 amps	1/12000 (5443)
2000 (910)	13.9 (4.2)	120 amps	2/9517 (4317)
4000 (1810)	9.5 (2.9)	178 amps	3/7886 (3577)
6000 (2720)	8.1 (2.5)	234 amps	4/6732 (3054)
8000 (3630)	6.8 (2.1)	288 amps	5/5872 (2664)
10000 (4540)	4.9 (1.5)	337 amps	
12000 (5440)	4.0 (1.2)	396 amps	

VR EVO 10 AND 10-S

SPECIFICATIONS	
Part numbers: 103252 (VR EVO 10), 103253 (VR EVO 10-S)	
Rated line pull: 10,000 lbs. (4536 kg) single-line	
Motor: 12V DC, series wound	
Electrical controls: Albright Contactor	
Remote Control: Plug-in corded remote, with a 11.5' (3.5m) lead	
Geartrain: 3-stage planetary	
Gear ratio: 218:1	
Clutch (freespooling): Rotating ring gear clutch	
Brake: Spring Brake	
Drum diameter/Length: Steel and Synthetic: 2.5"/9.0" (6.73cm/23cm)	
Rope: Steel: .354" x 90' (9mm x 27.4m) Synthetic: 3/8" x 90' (9.5mm x 27.4m)	
Fairlead: Steel: Roller, Synthetic: Die Cast Hawse	
Recommended Battery: 650 CCA minimum for winching	
Battery leads: 0.98" x 6.5' (25mm x 2m)	
Finish: Powder coating over primer undercoating	
Weight: VR EVO 10: 83.7 lbs. (40 kg), VR EVO 10-S: 57.2 lbs. (26 kg)	
Warranty: Limited lifetime	

DIMENSIONS



(A) 21.02" (534mm)	(E) 4.84" (123mm)
(B) 10.08" (256mm)	(F) 6.18" (157mm)
(C) 2.54" (64mm)	(G) 7.5" (191.4mm)
(D) 10" (254mm)	(H) 6.79" (172.4mm)

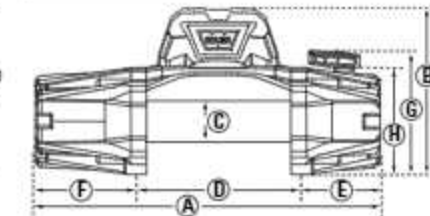
Mounting bolt pattern: 10.0" x 4.5" (254mm x 114.3mm)

12V DC PERFORMANCE SPECS (first layer)			
Line Pull	Line Speed	Motor	Pull by layer:
Lbs. (kg)	Ft./min. (M/min.)	Current	layer/Lbs. (kg)
0	27.1 (8.3)	58 amps	1/10000 (4536)
2000 (910)	13.9 (4.2)	125 amps	2/7996 (3627)
4000 (1810)	9.9 (3.0)	185 amps	3/6661 (3021)
6000 (2720)	8.2 (2.5)	244 amps	4/5708 (2589)
8000 (3630)	6.5 (2.0)	303 amps	5/4993 (2265)
10000 (4536)	5.2 (1.6)	358 amps	

VR EVO 8 AND 8-S

SPECIFICATIONS	
Part numbers: 103250 (VR EVO 8), 103251 (VR EVO 8-S)	
Rated line pull: 8,000 lbs. (3629 kg) single-line	
Motor: 12V DC, series wound	
Electrical controls: Albright Contactor	
Remote Control: Plug-in corded remote, with a 11.5' (3.5m) lead	
Geartrain: 3-stage planetary	
Gear ratio: 218:1	
Clutch (freespooling): Rotating ring gear clutch	
Brake: Spring Brake	
Drum diameter/Length: Steel and Synthetic: 2.5"/9.0" (6.73cm/23cm)	
Rope: Steel: 5/16" x 90' (8mm x 27.4m) Synthetic: 3/8" x 90' (9.5mm x 27.4m)	
Fairlead: Steel: Roller, Synthetic: Die Cast Hawse	
Recommended Battery: 650 CCA minimum for winching	
Battery leads: 0.98" x 6.5' (25mm x 2m)	
Finish: Powder coating over primer undercoating	
Weight: VR EVO 8: 75.3 lbs. (34 kg), VR EVO 8-S: 57.2 lbs. (26 kg)	
Warranty: Limited lifetime	

DIMENSIONS



(A) 21.02" (534mm)	(E) 4.84" (123mm)
(B) 10.08" (256mm)	(F) 6.18" (157mm)
(C) 2.54" (64mm)	(G) 7.5" (191.4mm)
(D) 10" (254mm)	(H) 6.79" (172.4mm)

Mounting bolt pattern: 10.0" x 4.5" (254mm x 114.3mm)

12V DC PERFORMANCE SPECS (first layer)			
Line Pull	Line Speed	Motor	Pull by layer:
Lbs. (kg)	Ft./min. (M/min.)	Current	layer/Lbs. (kg)
0	24.8 (7.6)	57 amps	1/8000 (3630)
2000 (910)	13.1 (4.0)	122 amps	2/6545 (2969)
4000 (1810)	9.6 (2.9)	183 amps	3/5538 (2512)
6000 (2720)	7.6 (2.3)	242 amps	4/4800 (2177)
8000 (3630)	6.0 (1.8)	298 amps	

WARN HEAVYWEIGHT SERIES WINCHES



BUILT FOR THE LARGEST AND LONGEST PULLS

The WARN heavyweight winches are capable of pulling 16,500 lbs. and feature heavy-duty carrier plates that are engineered to handle the massive gear train stress generated when recovering the big loads.

Pro tip: Pair it with the Ascent HD front bumper.



WARN 16.5ti AND 16.5ti-s Highest Capacity, Most Technologically Advanced Winches for Full-Size Trucks

With 16,500 lbs. of pulling power, these winches are made for the biggest, heaviest, and longest pulls. The 16.5ti and 16.5ti-s feature the full diagnostic ability of WARN thermometric technology, plus the extreme sealing, durability, and reliability that the WARN ti winches are known for.

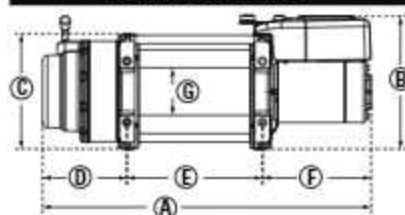
- Thermometric indicator (ti) provides motor temperature feedback via LED on remote control
- Extreme-duty sealing helps protect the winch from the outside elements
- Metal control box for added protection for the electronics
- Contactor control for the ultimate in durability and reliability
- Class-leading cone brake holds the winch's full-rated load
- Chip-resistant powder-coated finish with primer undercoating for superior corrosion resistance
- Industry-leading warranty: Limited lifetime (mechanical components); seven year (electrical components)
- Available with lightweight, easy-to-handle, Spydura Pro rope and Epic Hook or durable steel rope and standard hook

Whether you opt for the 16.5ti or 16.5ti-s, you'll get the biggest, most powerful winch in the WARN truck lineup.

68801 16.5ti
90' of 7/16" steel rope and a roller fairlead

97740 16.5ti-s
80' of 3/8" Spydura Pro synthetic rope with polished aluminum hawse fairlead and Epic Hook

DIMENSIONS



A	24.23" (615.4mm)	E	10.0" (254.0mm)
B	9.80" (248.8mm)	F	8.01" (203.8mm)
C	8.49" (215.7mm)	G	3.5" (85mm)
D	6.21" (157.8mm)		

Mounting bolt pattern: 10.0" x 4.5" (254.0mm x 114.3mm)

SPECIFICATIONS

Part numbers: 68801 (16.5ti), 97740 (16.5ti-s)
Rated line pull: 16,500 Lbs. (7484 kg) single-line
Motor: 12V DC, series wound
Electrical controls: Contactor
Remote Control: Remote switch, with LED indicator 12' (3.7m) lead
Geartrain: 3-stage planetary
Gear ratio: 315:1
Clutch (freespooling): Rotating ring gear
Brake: Automatic mechanical cone
Drum diameter/Length: 3.5"/8.2" (9cm/21cm)
Rope: 16.5ti: 7/16" x 90' (11mm x 27m) steel, 16.5ti-s: 3/8" x 80' (9.5mm x 24.3m) Spydura Pro synthetic
Fairlead: 16.5ti: Roller, 16.5ti-s: Aluminum hawse
Recommended Battery: 650 CCA minimum for winching
Battery leads: 2 gauge, 72" (1.83m)
Finish: Argent gray powder coat
Weight: 16.5ti: 134 lbs. (61 kg), 16.5ti-s: 104 lbs. (47 kg)
Warranty: Limited lifetime

12V DC PERFORMANCE SPECS (first layer)

Line Pull Lbs. (kg)	Line Speed Ft./min. (M/min.)	Motor Current	Pull by layer: layer/Lbs. (kg)
0	23.6 (7.20)	68 amps	1/16500 (7484)
2000 (907)	12.07 (3.68)	138 amps	2/13500 (6123)
4000 (1814)	9.22 (2.81)	189 amps	3/11423 (5181)
6000 (2721)	7.37 (2.25)	240 amps	4/9900 (4491)
8000 (3628)	6.08 (1.85)	291 amps	5/8735 (3962)
10000 (4536)	5.12 (1.56)	342 amps	
12000 (5443)	4.40 (1.34)	393 amps	
14000 (6350)	3.86 (1.18)	444 amps	
16000 (7257)	3.38 (1.03)	494 amps	
16500 (7484)	3.24 (0.99)	507 amps	





WARN M15 AND M15-S

More Than Enough Power for the Heaviest Loads

Got a full-size truck? The M15 and M15-S offer 15,000 lbs. of pulling capacity for heavy-duty jobs. The large-frame architecture means this winch will stand up to the stresses of heavy winching. Plus, its removable control pack allows for clearance and ease of access.

- High strength carrier plates designed to handle heavy gear train stresses
- Best-in-class cone brake holds full-rated load of winch
- Chip-resistant powder-coated finish resists corrosion
- Remote-mount control box allows for various mounting options
- Industry-leading warranty: Limited lifetime (mechanical components); seven year (electrical components)
- Available with lightweight, easy-to-handle Spydura Pro synthetic rope and Epic Hook or durable steel rope and standard hook

When you need that extra pulling power for your big truck or SUV, the M15 and M15-S fit the bill.

47801 M15
90' of 7/16" wire rope and a roller fairlead

478022 (24V) M15
90' of 7/16" steel rope and a roller fairlead

97730 M15-S
80' of 3/8" Spydura Pro synthetic rope, polished aluminum hawse fairlead, and Epic Hook

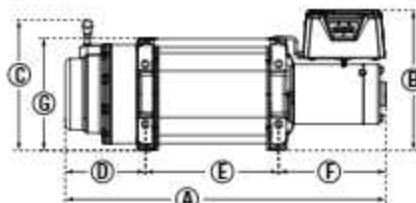
12V DC PERFORMANCE SPECS (first layer)

Line Pull Lbs. (kg)	Line Speed Ft./min. (M/min.)	Motor Current	Pull by layer: layer/Lbs. (kg)
0	22.2 (6.77)	67 amps	1/15000 (6804)
2000 (910)	7.27 (2.22)	135 amps	2/12273 (5567)
4000 (1810)	5.41 (1.65)	185 amps	3/10385 (4711)
6000 (2720)	4.43 (1.35)	235 amps	4/9000 (4082)
8000 (3630)	3.79 (1.16)	285 amps	5/7941 (3602)
10000 (4540)	3.31 (1.01)	335 amps	
12000 (5440)	2.93 (.893)	385 amps	
14000 (6350)	2.61 (.796)	435 amps	
15000 (6800)	2.48 (.756)	460 amps	

SPECIFICATIONS

Part numbers: 47801 (M15), 478022 (M15, 24V), 97730 (M15-S)
Rated line pull: 15,000 lbs. (6804 kg) single-line
Motor: Series wound
Electrical controls: Contactor
Remote Control: Remote switch, 12' (3.7m) lead
Geartrain: 3-stage planetary
Gear ratio: 315:1
Clutch (freespooling): Rotating ring gear
Brake: Automatic mechanical cone
Drum diameter/Length: 3.5"/8.2" (9cm/21cm)
Rope: M15: 7/16" x 90' (11mm x 27m) steel, M15-S: 3/8" x 80' (9.5mm x 24.3m) Spydura Pro synthetic
Fairlead: M15: Roller, M15-S: Aluminum hawse
Recommended Battery: 650 CCA minimum for winching
Battery leads: 2 gauge, 72" (1.83m)
Finish: Argent gray powder coat
Weight: M15: 135 lbs. (61 kg), M15-S: 102 lbs. (46 kg)
Warranty: Limited lifetime

DIMENSIONS



A	24.08" (612.0mm)	E	10.0" (254.0mm)
B	10.53" (267.5mm)	F	8.08" (204.8mm)
C	9.79" (248.7mm)	G	8.44" (214.4mm)
D	6.03" (153.2mm)		

Mounting bolt pattern: 10.0" x 4.5" (254.0mm x 114.3mm)

FOR 24V PERFORMANCE SPECS GO TO WARN.COM



WARN M12 AND M12-S

A Reliable Workhorse to Meet Heavy Winching Needs

Big torque, 12,000 lbs. of pulling power, and fast no-load retrieval speed give the M12 and M12-S a great combination of heavy-duty capacity and high performance. If you've got a big truck and are looking for a true workhorse, these winches are where it's at.

- Large frame design to handle heavier winch loads
- High speed motor for fast line speed and powerful pulls
- Best-in-class cone brake holds the winch's full rated load
- Chip-resistant powder-coated finish resists corrosion
- Remote-mount control box allows for various mounting options
- Industry-leading warranty: Limited lifetime (mechanical components); seven year (electrical components)
- Available with lightweight, easy-to-handle Spydura synthetic rope and Epic Hook or durable steel rope and standard hook

Whether on the jobsite, on the trail, or at your favorite hunting spot, the M12 and M12-S winches will let you go prepared, no matter the terrain.

17801 M12
125' of 3/8" wire rope and a roller fairlead

265072 (24V) M12
125' of 3/8" steel rope and a roller fairlead

97720 M12-S
100' of 3/8" Spydura synthetic rope with polished aluminum fairlead and Epic Hook

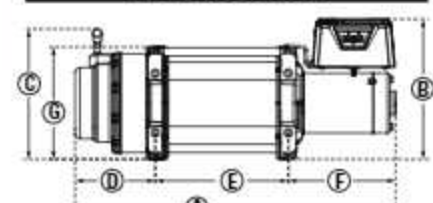
12V DC PERFORMANCE SPECS (first layer)

Line Pull Lbs. (kg)	Line Speed Ft./min. (M/min.)	Motor Current	Pull by layer: layer/Lbs. (kg)
0	30 (9.1)	67 amps	1/12000 (5443)
2000 (910)	14 (4.3)	140 amps	2/10054 (4560)
4000 (1810)	8.6 (2.6)	210 amps	3/8651 (3924)
6000 (2720)	6.9 (2.1)	250 amps	4/7592 (3444)
8000 (3630)	5.8 (1.8)	320 amps	5/6764 (3068)
10000 (4540)	4.4 (1.3)	370 amps	
12000 (5440)	3.9 (1.2)	440 amps	

SPECIFICATIONS

Part numbers: 17801 (M12), 265072 (M12, 24V), 97720 (M12-S)
Rated line pull: 12,000 Lbs., (5440 kg) single-line
Motor: Series wound
Electrical controls: Contactor
Remote Control: Remote switch, 12' (3.7m) lead
Geartrain: 3-stage planetary
Gear ratio: 261:1
Clutch (freespooling): Rotating ring gear
Brake: Automatic mechanical cone
Drum diameter/Length: 3.5"/8.2" (9cm/21cm)
Rope: M12: 3/8" x 125' (9.5mm x 38m) steel, M12-S: 3/8" x 100' (9.5mm x 30m) Spydura synthetic
Fairlead: M12: Roller, M12-S: Aluminum hawse
Recommended Battery: 650 CCA minimum for winching
Battery leads: 2 gauge, 72" (1.83m)
Finish: Argent gray powder coat
Weight: M12: 133 lbs. (60 kg), M12-S: 102 lbs. (46 kg)
Warranty: Limited lifetime

DIMENSIONS



A	24.08" (612.0mm)	E	10.0" (254.0mm)
B	10.53" (267.5mm)	F	8.08" (204.8mm)
C	9.79" (248.7mm)	G	8.44" (214.4mm)
D	6.03" (153.2mm)		

Mounting bolt pattern: 10.0" x 4.5" (254.0mm x 114.3mm)

FOR 24V PERFORMANCE SPECS GO TO WARN.COM

WARN CLASSIC/SPECIALTY WINCHES



WHEREVER YOU WHEEL, THERE YOU ARE

From the endless summers in the Mojave to the frozen Alaskan frontier, our rugged classic and specialty winches have a well-earned reputation for getting it done in the trenches, on the trails, and in the toughest competitions throughout the off-road world—one fast line pull at a time.



WARN 9.0Rc Compact, Lightweight Winch for Rock Sports

Competitive rock sports means tackling tough climbs, intense approach angles and tight turns. That's why rock rigs need a low-profile, lightweight winch like the WARN 9.0Rc that delivers maximum power in a compact, 54 lb. unit. The 9.0Rc is a winch built for rock crawlers looking for efficiency, reliability and legendary WARN performance.

- Short drum configuration and 50' of Spydura synthetic rope
- Ballistic nylon sliding sleeve that provides extra rope protection against abrasion and wear
- Exclusive multi-segment cam actuated brake for positive operator control during winching
- Best-in-class cone brake holds the winch's full-rated load
- Gloss red paint with primer undercoat gives superior corrosion resistance
- Industry-leading warranty: Limited lifetime (mechanical components); seven year (electrical components)

Specially designed for the rigors of rock sports, the 9.0Rc is the choice of champions.

71550 9.0Rc
50' of 3/8" synthetic rope combined with a 360-degree swivel hook

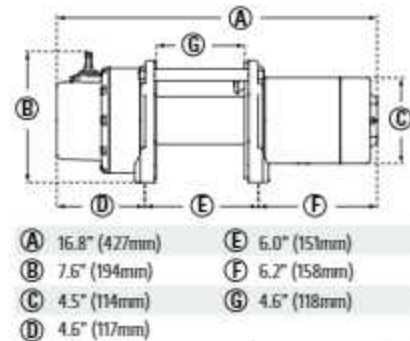
12V DC PERFORMANCE SPECS (first layer)

Line Pull Lbs. (kg)	Line Speed Ft./min. (M/min.)	Motor Current	Pull by layer: layer/Lbs. (kg)
0	32 (9.75)	85 amps	1/9000 (4082)
2000	16 (4.88)	187 amps	2/7280 (3302)
4000	11.4 (3.47)	284 amps	3/6670 (3026)
6000	8.9 (2.71)	367 amps	4/6230 (2826)
8000	6.8 (2.07)	458 amps	
9000	5.6 (1.70)	408 amps	

SPECIFICATIONS

Part numbers: 71550
Rated line pull: 9,000 lbs. (4080 kg) single-line
Motor: Series wound 12V
Electrical controls: Contactor
Remote Control: Remote switch, 12' (3.7m) lead
Geartrain: 3-stage planetary
Gear ratio: 216:1
Clutch (freespooling): Sliding ring gear
Brake: Automatic mechanical cone
Drum diameter/Length: 2.75"/4.75" (7.0cm/12cm)
Rope: 3/8" x 50' (9.5mm x 15m) Spydura synthetic
Fairlead: Aluminum hawse
Recommended Battery: 650 CCA minimum for winching
Battery leads: 2 gauge, 72" (1.83m)
Finish: Gloss red paint over primer undercoating
Weight: 54 lbs. (25 kg)
Warranty: Limited lifetime

DIMENSIONS



Mounting bolt pattern: 6.0" x 4.5" (151mm x 114.3mm)



WARN 9.5xp AND 9.5xp-s Fast, Powerful, and Reliable—For Extreme Conditions

The fast, powerful 9.5xp and 9.5xp-s winches are designed for the serious off-roader who demands a winch that will perform under the most extreme conditions in the world. With 9,500 lbs. of pulling power and the fastest line speed of any WARN winch under load, the 9.5xp delivers extreme performance that eats up the competition—even in competition.

- High-output parallel series wound winch motor is the strongest and most durable in the industry
- Delivers the fastest line speed of any WARN winch under load
- Extreme-duty winch sealing. Enables superior water resistance
- Best-in-class cone brake holds winch's full-rated load
- Remote-mount control box allows for various mounting options
- High gloss, chip-resistant powder coat finish. Provides superior corrosion resistance
- Industry-leading warranty: Limited lifetime (mechanical components); seven year (electrical components)
- Available with either lightweight, easy-to-handle Spydura synthetic rope or durable steel rope

The 9.5xp and 9.5xp-s winches are classic pulling powerhouses designed for high performance, no matter the situation.

68500 9.5xp
100' of 5/16" diameter steel rope and roller fairlead

87310 9.5xp-s
100' of 3/8" Spydura synthetic rope and a polished aluminum hawse fairlead

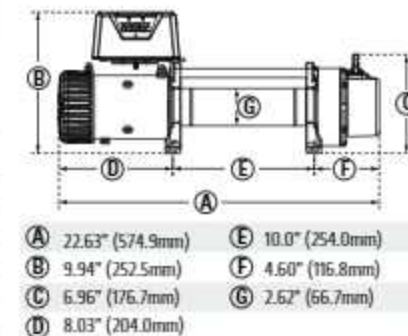
12V DC PERFORMANCE SPECS (first layer)

Line Pull Lbs. (kg)	Line Speed Ft./min. (M/min.)	Motor Current	Pull by layer: layer/Lbs. (kg)
0	37.5 (11.43)	71 amps	1/9500 (4313)
2000 (910)	16.6 (5.06)	169 amps	2/7773 (3526)
4000 (1810)	11.8 (3.60)	248 amps	3/6577 (2983)
6000 (2720)	9.3 (2.83)	328 amps	4/5700 (2585)
8000 (3630)	7.4 (2.25)	413 amps	5/5029 (2281)
9500 (4310)	6.2 (1.89)	482 amps	

SPECIFICATIONS

Part numbers: 68500 (9.5xp), 87310 (9.5xp-s)
Rated line pull: 9,500 Lbs., (4310 kg) single-line
Motor: 12V 6 hp (4.48kw), High output parallel series wound
Electrical controls: Contactor
Remote Control: Remote switch, 12' (3.7m) lead
Geartrain: 3-stage planetary
Gear ratio: 156:1
Clutch (freespooling): Sliding ring gear
Brake: Automatic mechanical cone
Drum diameter/Length: 9.5xp: 2.5"/9.0" (6.4cm/23cm), 9.5xp-s: 2.625"/9.0" (6.6cm/23cm)
Rope: 9.5xp: 5/16" x 100' (8mm x 30m) steel, 9.5xp-s: 3/8" x 100' (9.5mm x 30m) Spydura synthetic
Fairlead: 9.5xp: Roller, 9.5xp-s: Aluminum hawse
Recommended Battery: 650 CCA minimum for winching
Battery leads: 2 gauge, 72" (1.83m)
Finish: High-gloss powder coat
Weight: 9.5xp: 97 lbs. (44 kg), 9.5xp-s: 79 lbs. (36 kg)
Warranty: Limited lifetime

DIMENSIONS



Mounting bolt pattern: 10.0" x 4.5" (254.0mm x 114.3mm)



WARN XD9 & XD9i Long Time Best-Selling Winches

Long-time best sellers, the compact, low-profile XD9 and upright, durable XD9i offer up 9,000 lb. capacities, fast no-load retrieval speeds of 38 ft/min, and classic looks. Proven for years, these are among the most trusted winches in our lineup.

- XD9 features low-profile, compact design with removable control box
- XD9i has an integrated control box provides excellent protection to electronics
- Best-in-class cone brake holds the winch's full-rated load
- Chip-resistant, powder-coated finish for protection against the elements
- Industry-leading warranty: Limited lifetime (mechanical components); seven year (electrical components)

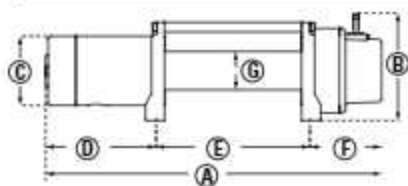
If you're looking for a tried-and-true, battle-tested winch, the XD9000 and XD9000i are excellent options.

28500 XD9
100' of 5/16" steel rope

27550 XD9i
125' of 5/16" steel rope and roller fairlead

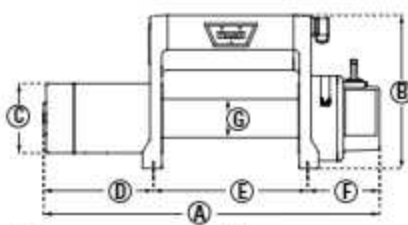
104183 XD9i Multi-Mount
125' of 5/16" steel rope, steel hawse fairlead, Multi-Mount Carrier, and Quick Connect wiring

DIMENSIONS



A 21.87" (555.5mm)	E 10.0" (254.0mm)
B 7.61" (193.2mm)	F 4.67" (118.6mm)
C 4.50" (114.3mm)	G 2.50" (63.5mm)
D 7.20" (182.9mm)	

Mounting bolt pattern: 10.0" x 4.5" (254.0mm x 114.3mm)



A 21.80" (553.7mm)	E 10.0" (254.0mm)
B 9.94" (252.4mm)	F 4.67" (118.6mm)
C 4.50" (114.3mm)	G 2.50" (63.5mm)
D 7.13" (181.1mm)	

Mounting bolt pattern: 10.0" x 4.5" (254.0mm x 114.3mm)

SPECIFICATIONS

Part numbers: 28500 (XD9), 27550 (XD9i)
Rated line pull: 9,000 Lbs., (4080 kg) single-line
Motor: Series wound 12V
Electrical controls: XD9: Contactor, XD9i: Solenoid
Remote Control: Remote switch, 12' (3.7m) lead
Geartrain: 3-stage planetary
Gear ratio: 156:1
Clutch (freespooling): Sliding ring gear
Brake: Automatic mechanical cone
Drum diameter/Length: 2.5"/9.0" (6.4cm/23cm)
Rope: XD9: 5/16" x 100' (8mm x 30m) steel, XD9i: 5/16" x 125' (8mm x 38m) steel
Fairlead: Roller
Recommended Battery: 650 CCA minimum for winching
Battery leads: 2 gauge, 72" (1.83m)
Finish: Argent gray powder coat
Weight: XD9: 83 lbs. (38 kg), XD9i: 93 lbs. (42 kg)
Warranty: Limited lifetime

12V DC PERFORMANCE SPECS (first layer)

Line Pull Lbs. (kg)	Line Speed Ft./min. (M/min.)	Motor Current	Pull by layer: layer/Lbs. (kg)
0	38 (11.58)	56 amps	1/9000 (4082)
2000 (910)	15 (6.8)	161 amps	2/7364 (3340)
4000 (1810)	10.3 (3.14)	252 amps	3/6231 (2826)
6000 (2720)	7.5 (2.29)	332 amps	4/5400 (2449)
8000 (3630)	5.1 (1.55)	423 amps	5/4765 (2161)
9000 (4080)	3.9 (1.19)	478 amps	



WARN M8 AND M8-S Compact, Tough, and Reliable

The M8 and M8-S have been trusted by off-roaders for over 30 years. These 8,000 lb. capacity winches offer outstanding reliability and value. Their low-profile design allows for a variety of mounting options, making them perfect for most trucks, jeeps, and SUVs.

- Low-profile design and separate control box allows for a wide range of mounting options
- Best-in-class cone brake holds the winch's full-rated load
- Durable 3-stage planetary gear train for smooth, reliable, operation
- Chip-resistant, powder-coated finish for protection against the elements
- Industry-leading warranty: Limited lifetime (mechanical components); seven year (electrical components)
- Available with lightweight, easy-to-handle Spydura synthetic rope or steel rope

The compact, capable M8 and M8-S are best sellers with thousands of units sold over the years. See why for yourself.

26502 M8
100' of 5/16" steel rope and a roller fairlead

87800 M8-S
100' of 3/8" Spydura synthetic rope and polished aluminum hawse fairlead

12V DC PERFORMANCE SPECS (first layer)

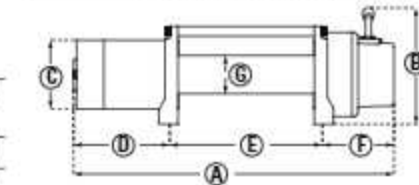
Line Pull Lbs. (kg)	Line Speed Ft./min. (M/min.)	Motor Current	Pull by layer: layer/Lbs. (kg)
0	30.2 (9.20)	80 amps	1/8000 (3629)
2000 (910)	14.2 (4.33)	200 amps	2/6545 (2969)
4000 (1810)	9.9 (3.02)	285 amps	3/5538 (2512)
6000 (2720)	7.3 (2.22)	350 amps	4/4800 (2177)
8000 (3630)	4.8 (1.46)	435 amps	5/4235 (1921)

FOR 24V PERFORMANCE SPECS GO TO WARN.COM

SPECIFICATIONS

Part numbers: 26502 (M8), 265032 (M8, 24V), 87800 (M8-S)
Rated line pull: 8,000 Lbs., (3630 kg) single-line
Motor: Series wound: 12V 4.8 hp, 24V 2.1 hp
Electrical controls: Contactor
Remote Control: Remote switch, 12' (3.7m) lead
Geartrain: 3-stage planetary
Gear ratio: 216:1
Clutch (freespooling): Sliding ring gear
Brake: Automatic mechanical cone
Drum diameter/Length: M8: 2.5"/9.0" (6.4cm/23cm), M8-S: 2.625"/9.0" (6.6cm/23cm)
Rope: XD9: 5/16" x 100' (8mm x 30m) steel, XD9i: 3/8" x 100' (9.5mm x 30m) Spydura synthetic
Fairlead: M8: Roller, M-8-S: Aluminum hawse
Recommended Battery: 650 CCA minimum for winching
Battery leads: 2 gauge, 72" (1.83m)
Finish: Argent gray powder coat
Weight: M8: 83 lbs. (38 kg), XD9i: 65 lbs. (29 kg)
Warranty: Limited lifetime

DIMENSIONS



A 21.043" (534.4mm)	E 10.0" (254.0mm)
B 7.61" (193mm)	F 4.67" (118.6mm)
C 4.50" (114.3mm)	G 2.50" (63.5mm)
D 6.373" (161.8mm)	

Mounting bolt pattern: 10.0" x 4.5" (254.0mm x 114.3mm)



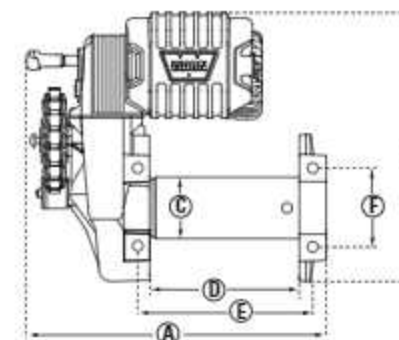
WARN M8274

Ultra-fast line speed AND strong pulling power with freshly updated features

The M8274 is evolving. We took our most iconic winch and added more performance and more features. It is still the fastest of any WARN winch and has the longest rope length (150'), but we've added more power courtesy of a 6hp motor, a 10,000 lb. capacity, contactor control, and available Spydura synthetic rope. The legend continues.

- Powerful, high-performance 6 hp series-wound motor provides fast line speeds
- Up to 50% faster line speed at rated load vs. previous M8274-50
- 10,000 lb. pulling capacity (up from 8,000 lbs.)—ideal for today's larger, heavier rigs
- 150 ft. of 3/8" of lightweight, easy-to-handle Spydura synthetic rope and polished hawse fairlead or 125' durable 3/8" steel rope and roller fairlead
- IP68 waterproof Albright contactor replaces solenoids for increased reliability, efficiency
- Two Oilite® bushings installed on pinion gear assembly for improved wear resistance
- Bolt-and-washer secured brake shaft delivers enhanced durability
- Industry-leading warranty: Limited lifetime (mechanical components); seven year (electrical components)

DIMENSIONS



(A) 16.9" (429.2mm)	(D) 8.5" (215.9mm)
(B) 15.3" (388.6mm)	(E) 10" (254mm)
(C) 3.5" (88.9mm)	(F) 4.5" (114.3mm)

Mounting bolt pattern: 10.0" x 4.5" (254.0mm x 114.3mm)

106170 M8274
with 125' steel rope and roller fairlead

106175 M8274-S
with 150' synthetic rope and polished hawse fairlead

SPECIFICATIONS

Part numbers: 106175 - M8274-S (Synthetic Rope) 106170 - M8274 (Steel Rope)
Rated line pull: 10,000 lbs. (4536 kg) single-line
Motor: 12V DC, 6HP Series Wound
Electrical Controls: Contactor
Remote Control: Remote switch, 12' (3.7m) lead
Geartrain: 3 Stage Spur Gear
Gear ratio: 134:1
Clutch (freespooling): Sliding motor pinion gear
Brake: Automatic disc type
Drum Diameter/Length: 3.5"/8.5" (9cm/22cm)
Rope: M8274-S: 3/8" x 150' Spydura synthetic rope M8274: 3/8" x 125' Steel rope
Fairlead: M8274-S: Forged Hawse Fairlead M8274: Roller Fairlead
Replacement Rope: Synthetic - 102343 Steel Rope - 106141
Recommended Battery: 650 CCA minimum for winching
Battery Leads: 2 gauge, 72" (1.83m)
Finish: Powder coat with clear coat
Weight: 90lb (40.8kg)
Mechanical Warranty: Limited lifetime
Electrical Warranty: 7 year

12V DC PERFORMANCE SPECS (first layer)

Line Pull Lbs. (kg)	Line Speed Ft./min. (M/min.)	Motor Current	Pull by layer: layer/Lbs. (kg)
0	76.15 (23.2)	67 amps	1/10000 (4535)
2000 (907)	23.63 (7.2)	203 amps	2/8378 (3800)
4000 (1814)	16.75 (5.1)	312.5 amps	3/7209 (3269)
6000 (2721)	12.69 (3.9)	415.5 amps	4/6327 (2869)
8000 (3628)	10.15 (3.1)	518.5 amps	5/5636 (2556)
10000 (4535)	7.78 (2.4)	623.5 amps	

**BUMPERS, MOUNTING SYSTEMS, AND ACCESSORIES:
WE'RE THE WINCH EXPERTS. AND THE BUMPER EXPERTS, TOO.**

When it comes to new truck bumpers, we are constantly on it. The continually expanding line of winch-ready Ascent and Ascent HD bumpers are heavily engineered for both the trucks and the winches. The Ascent XP bumpers are for those who want legendary WARN durability and style, but don't need a winch mount.



ASCENT, ASCENT HD, AND ASCENT XP

CHOOSE THE RIGHT BUMPER TO MATCH YOUR TRUCK'S NEEDS.

When your pickup truck needs a rugged bumper with equally rugged style, the Warn Industries family of Ascent bumpers has you covered. There are three versions to choose from. Each variant has unique features, different benefits, and styles all their own. The one thing they all have in common? They're all made with pride in the USA.




WARN ASCENT FRONT BUMPERS

Winch-ready bumper for mid-frame winches up to 12,000 lbs. capacity

When a WARN Ascent™ Bumper rides on your truck, you open up a world of possibilities. You get the look you want, the rugged functionality you need. Precision angles and a unique low-profile design maximize approach angles and optimize off-road performance. Plus, the WARN Ascent Bumpers are pull-tested and come ready to fit the legendary WARN mid-frame winches—like the ZEON Platinum and a host of others.



- Winch ready—accepts most WARN mid-frame (foot-down) winches up to 12,000 lbs. (5443 kg): ZEON and ZEON Platinum, 9.5xp, XD9i, XD9, M8, and VR EVO winches
- Integrated dual light ports to mount auxiliary lights (lights not included)
- Welded recovery points, ready for D-shackles
- Accommodates oversize tires
- Durable black textured powder coat over 11-gauge steel withstands rigorous salt spray testing, delivering up to 2X corrosion protection
- Easy to install—Pre-drilled bolt holes and cutouts make it easy to mount a WARN winch
- Available with optional bolt-on grille guard tubes
- Made in the USA



Compatible with WARN mid-frame winches up to 12,000 lbs. capacity

Available with or without bolt-on tubular grille guard.

Durable black textured powder coated finish to protect against corrosion

Welded recovery points accommodate shackles

Can accommodate up to four auxiliary lights

Note: shackles and lights sold separately



Our newest Ascent Front Bumpers have a lower-profile style for a more compact look. Note that with this more hidden mount the winch must be installed before the bumper is mounted to the truck.



2017-21 Ford Super Duty F250, F350
100918 Ascent Front Bumper
100472 Baja Grille Guard Tube



2011-16 Ford Super Duty F250, F350
100917 Ascent Front Bumper
100475 Baja Grille Guard Tube (not shown)



2021 Ford F150
107638 Ascent Front Bumper
104825 Baja Grille Guard Tube



2018-19 Ford F150
100916 Ascent Front Bumper
100473 Baja Grille Guard Tube
2015-17 Ford F150
100915 Ascent Front Bumper
100472 Baja Grille Guard Tube



2017-19 Ford Raptor
99850 Ascent Bumper with integrated grille guard tube (sold only with tube)



2019 Ford Ranger
103465 Ascent Front Bumper
104296 Baja Grille Guard Tube



2013-18 Ram 1500, 2019 Classic body style
100922 Ascent Front Bumper
100475 Baja Grille Guard Tube



2013-18 Ram 2500-3500, 2019 Classic body style (pictured above)
100923 Ascent Front Bumper
100473 Baja Grille Guard Tube
2019 Ram 2500/3500 (new body style)
104256 Ascent Front Bumper
104825 Baja Grille Guard Tube



2015-19 Chevy Silverado 2500-3500
100921 Ascent Front Bumper
100473 Baja Grille Guard Tube



2016-18 Chevy Silverado 1500
100920 Ascent Front Bumper
100474 Baja Grille Guard Tube
2014-15 Chevy Silverado 1500
95800 Ascent Front Bumper
100473 Baja Grille Guard Tube



2019-21 Ram 2500/3500
104256 Ascent Bumper
104825 Baja Bar



2020-21 GMC Sierra 2500/3500
107545 Ascent Bumper
104825 Baja Bar



2020-21 Chevy Silverado 2500/3500
105969 Ascent Bumper
104825 Baja Bar



2019-21 Chevy Silverado 1500
105785 Ascent Bumper
104825 Baja Bar



2015-19 GMC Sierra 2500 HD
99152 Ascent Front Bumper
100476 Baja Grille Guard Tube



2016-18 GMC Sierra 1500
99464 Ascent Front Bumper
100477 Baja Grille Guard Tube



2014-21 Toyota Tundra
99777 Ascent Front Bumper
100472 Baja Grille Guard Tube



2016-21 Toyota Tacoma
100927 Ascent Front Bumper
100476 Baja Grille Guard Tube



WARN ASCENT HD FRONT BUMPER

Heavy-duty, low-profile bumpers for the biggest, hardest-working trucks

- Heavy-duty construction made from stout 1/4" and 3/16" steel
- All bumpers pass testing to 18,000 lbs.
- Integrated winch mount will accommodate most mid-frame and all large-frame WARN winches up to 18,000 lbs. in capacity
- State-of-the-art powdercoated finish with five-step pretreatment process provides excellent corrosion resistance. Stands up to rigorous salt-spray tests
- Ports for up to four 3" LED lights
- Available for most applications: choice of no grille guard, welded-on Baja Style Grille Guard Tube, or welded-on Full Grille Guard Tubes for maximum protection
- Tapered corners provide better approach angles and allow for larger tires
- Made in USA



2020-21 Ram 2500/3500/4500/5500
107003 Ascent HD Bumper with Baja Grille Guard



2020-21 Ram 2500/3500/4500/5500
107001 Ascent HD Bumper



2020-21 Ram 2500/3500/4500/5500
107002 Ascent HD Bumper with Full Grille Guard



2017-2021 Ford F450/F550
107181 Ascent HD Bumper



2017-2021 Ford F450/F550
107182 Ascent HD Bumper with Full Grille Guard



2017-2021 Ford F250/F350
106918 Ascent HD Bumper with Baja Grille Guard



2017-2021 Ford F250/F350
106916 Ascent HD Bumper



2017-2021 Ford F250/F350
106914 Ascent HD Bumper with Full Grille Guard



2020-21 Chevy Silverado HD 2500/3500
107006 Ascent HD Bumper with Baja Grille Guard



2020-21 Chevy Silverado HD 2500/3500
107004 Ascent HD Bumper



2020-21 Chevy Silverado HD 2500/3500
107005 Ascent HD Bumper with Full Grille Guard



2020-21 GMC Sierra 2500/3500
107179 Ascent HD Bumper with Baja Grille Guard



2020-21 GMC Sierra 2500/3500
107177 Ascent HD Bumper



2020-21 GMC Sierra 2500/3500
107178 Ascent HD Bumper with Full Grille Guard



2011-21 Ford F250/F350
107280 Ascent XP Front Bumper



2021 Ford F150
107660 Ascent XP Bumper



2017-20 Ford Raptor
107280 Ascent XP Bumper



2020 Chevy Silverado 2500/3500
107288 Ascent XP Bumper



2021 Chevy Silverado 1500
107276 Ascent XP Bumper



2019-21 Ram HD 2500/3500
107284 Ascent XP Bumper



2019-21 Ram 1500
107278 Ascent XP Bumper

2020-21 GMC Sierra HD 2500/3500
107285 Ascent XP Bumper

WARN ASCENT XP BUMPER

Non-winch bumper provides increased protection and style.

- Stout one-piece construction made from 11 gauge and 1/4" steel for exceptional durability.
- Built-in slot accommodates a 30" light bar
- Dual light ports to mount auxiliary flood or spot lights (lights not included)
- Welded-on Baja style grille guard tube provides extra front-end protection
- Durable black textured powder coat over 11-gauge steel withstands rigorous 408 hour salt spray testing, delivering up to 2X corrosion protection.
- Bumper may affect adaptive cruise control. Installation requires the removal of front tow hooks.
- Bumper accommodates oversize tires
- Made in USA



96440 2010-18 Ram 1500,
2019 Ram Classic



98050 2017-21 Ford F250/350
96290 2011-2016 Ford F250/350

96255 2015-20 Ford F150



105863 2019-21 Ford Ranger

96550 2011-18 Chevrolet Silverado 1500
96550 2011-19 Chevrolet Silverado 2500/3500

106850 2020-21 Chevy Silverado
and GMC Sierra 1500/2500/3500

WARN ASCENT REAR BUMPERS

Wrap Your Truck In Rugged Protection

The WARN Ascent Rear Bumper is designed to sit high, maintaining maximum ground clearance and approach angles. The angled design with black finish offers a custom look, and delivers maximum off-road performance.

KEY FEATURES:

- Bumper features integrated light ports to mount auxiliary flood or spot sights (lights not included)
- Corner steps for easy access to truck bed and is parking sensor compatible
- Durable black textured powder coat over 11-gauge steel delivers maximum corrosion protection
- Laser-cut and CNC- formed for precise fit and durability
- Rear bumpers preserve park-assist sensors



104823 2019-21 Ram 1500



96445 2014-18 Ram 2500/3500
96440 2010-13 Ram 2500/3500



106619 2019-21 Ram 2500/3500



96550 2014-18 GMC Sierra 1500
96550 2014-19 GMC Sierra 2500/3500



100360 2014-21 Tundra

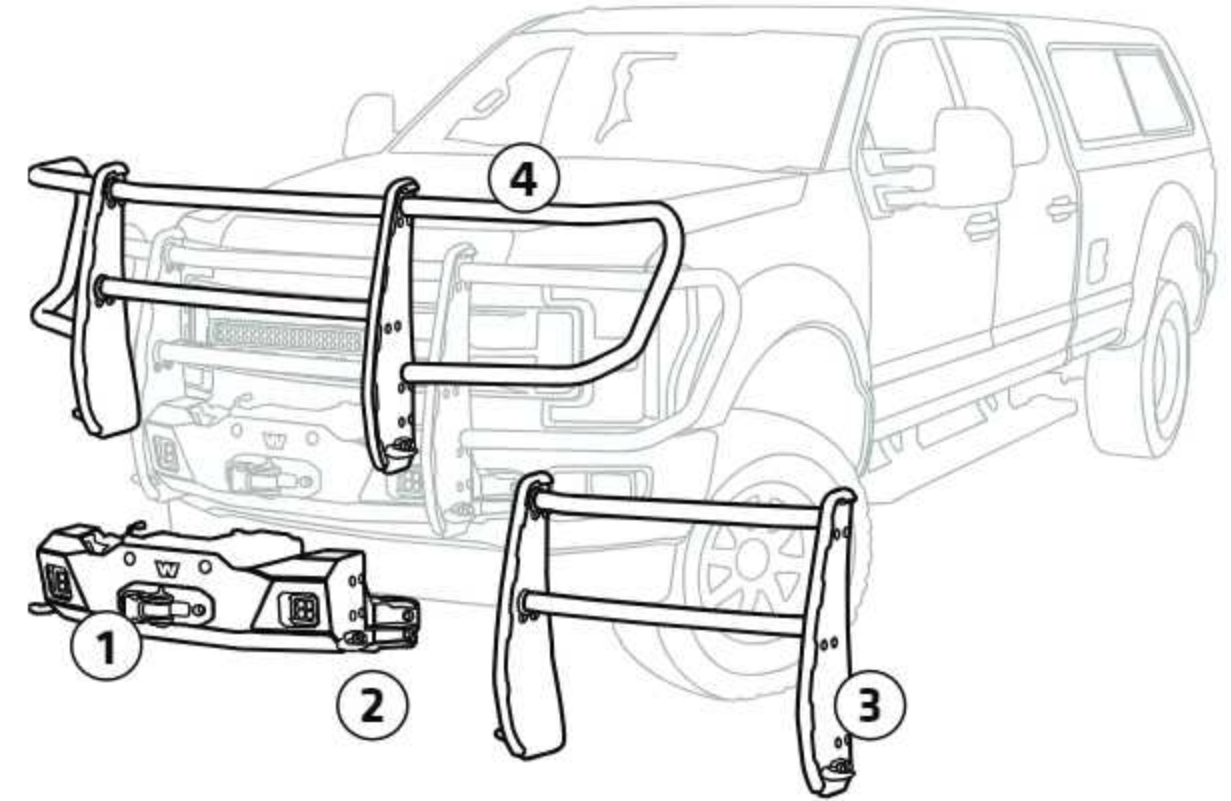


98054 2016-21 Tacoma

TRANS4MER GEN III SYSTEM

Designed For The Newest Generation Of Trucks

The modular Trans4mer Gen III system features extra welds and fewer bolts for supreme durability and years of rattle-free service. This versatile system is constructed of heavy-gauge steel with a tough, state-of-the-art black powder-coated finish with a five-step pretreatment process to protect against corrosion. These kits can be tailored to fit your truck's needs. From just having a winch mount, to a full package with grille guards, brush guards, and more. Plus, Trans4mer Gen III are available for either WARN large and mid-frame winches, depending on the vehicle application, and is proudly made in the USA.



1. WINCH CARRIER

- Kit includes winch carrier
- Three options to choose from—large, mid-frame, or Series Industrial winch mounting trays (large frame and Series Industrial carriers are available for certain HD trucks only)
- Includes J-hooks to assist with vehicle recovery
- Also includes provisions to mount lights

2. WINCH MOUNTING BRACKETS

- Kit includes mounting brackets engineered to attach the winch tray to the truck's frame.

3. CENTER-ONLY TALL GRILLE GUARD

- Rugged protection for the OE bumper, winch, and vehicle grille
- Includes 2" tubular cross members; one with welded tabs to mount lights
- Replaceable rubber trim adds protection and style
- Optional part. Requires winch mounting kit

4. FULL GRILLE GUARD BUNDLE

- Includes welded uprights and headlamp guards
- Offers increased protection for the OE bumper, winch, vehicle grille, headlights, and fender
- Constructed with 2" tubes and cross members; welded tabs allow for mounting of lights
- Replaceable rubber trim adds protection and style
- Optional part. Requires winch mounting kit



2021 Ford F150

107650 Mid frame carrier kit
Fits ZEON, VR12, VR10, 9.5cti, 9.5xp, XD9, XD9i, M8, VR8

107653 Mounting bracket kit



2021 Ford F150

107650 Mid frame carrier kit
Fits ZEON, VR12, VR10, 9.5cti, 9.5xp, XD9, XD9i, M8, VR8

107653 Mounting bracket kit

102957 Center-only tall grille guard



2021 Ford F150

107650 Mid frame carrier kit.
Fits ZEON, VR12, VR10, 9.5cti, 9.5xp, XD9, XD9i, M8, VR8

107653 Mounting bracket kit

107685 Full grille guard kit, including uprights and headlamp guards

TRANS4MER GEN III SYSTEM (continued)



2017-21 Ford Ranger

107650 Mid frame carrier kit
Fits ZEON, VR12, VR10, 9.5cti, 9.5xp, XD9, XD9i, M8, VR8
108002 Mounting bracket kit



2017-21 Ford Ranger

107650 Mid frame carrier kit
Fits ZEON, VR12, VR10, 9.5cti, 9.5xp, XD9, XD9i, M8, VR8
108002 Mounting bracket kit
104255 Center-only tall grille guard



2017-21 Ford Ranger

107650 Mid frame carrier kit
Fits ZEON, VR12, VR10, 9.5cti, 9.5xp, XD9, XD9i, M8, VR8
108002 Mounting bracket kit
103379 Full grille guard kit, including uprights and headlamp guards



2017-21 Ford Super Duty

107650 Mid frame carrier kit
Fits ZEON, VR12, VR10, 9.5cti, 9.5xp, XD9, XD9i, M8, VR8
108001 Mounting bracket kit



2017-21 Ford Super Duty

107650 Mid frame carrier kit
Fits ZEON, VR12, VR10, 9.5cti, 9.5xp, XD9, XD9i, M8, VR8
108001 Mounting bracket kit
102957 Center-only tall grille guard



2017-21 Ford Super Duty

107650 Mid frame carrier kit
Fits ZEON, VR12, VR10, 9.5cti, 9.5xp, XD9, XD9i, M8, VR8
108001 Mounting bracket kit
103012 Full grille guard kit, including uprights and headlamp guards



2017-21 Ford Super Duty

107651 Large frame carrier kit
Fits 16.5ti, M15, M12, M8274
108001 Mounting bracket kit



2017-21 Ford Super Duty

107651 Large frame carrier kit
Fits 16.5ti, M15, M12, M8274
108001 Mounting bracket kit
102957 Center-only tall grille guard



2017-21 Ford Super Duty

107651 Large frame carrier kit
Fits 16.5ti, M15, M12, M8274
108001 Mounting bracket kit
103012 Full grille guard kit, including uprights and headlamp guards

TRANS4MER GEN III SYSTEM (continued)



2020-21 Chevy Silverado 2500/3500

107650 Mid frame carrier kit
Fits ZEON, VR12, VR10, 9.5cti, 9.5xp, XD9, XD9i, M8, VR8
108003 Mounting bracket kit



2020-21 Chevy Silverado 2500/3500

107650 Mid frame carrier kit.
Fits ZEON, VR12, VR10, 9.5cti, 9.5xp, XD9, XD9i, M8, VR8
108003 Mounting bracket kit
102957 Center-only tall grille guard



2020-21 Chevy Silverado 2500/3500

107650 Mid frame carrier kit
Fits ZEON, VR12, VR10, 9.5cti, 9.5xp, XD9, XD9i, M8, VR8
108003 Mounting bracket kit
106595 Full grille guard kit, including uprights and headlamp guards



2019-21 RAM HD

107650 Mid frame carrier kit
Fits ZEON, VR12, VR10, 9.5cti, 9.5xp, XD9, XD9i, M8, VR8
108004 Mounting bracket kit



2019-21 RAM HD

107650 Mid frame carrier kit
Fits ZEON, VR12, VR10, 9.5cti, 9.5xp, XD9, XD9i, M8, VR8
108004 Mounting bracket kit
102957 Center-only tall grille guard



2019-21 RAM HD

107650 Mid frame carrier kit
Fits ZEON, VR12, VR10, 9.5cti, 9.5xp, XD9, XD9i, M8, VR8
108004 Mounting bracket kit
104821 Full grille guard kit, including uprights and headlamp guards



2019-21 RAM HD

107651 Large frame carrier kit
Fits 16.5ti, M15, M12, M8274
108004 Mounting bracket kit



2019-21 RAM HD

107651 Large frame carrier kit
Fits 16.5ti, M15, M12, M8274
108004 Mounting bracket kit
102957 Center-only tall grille guard



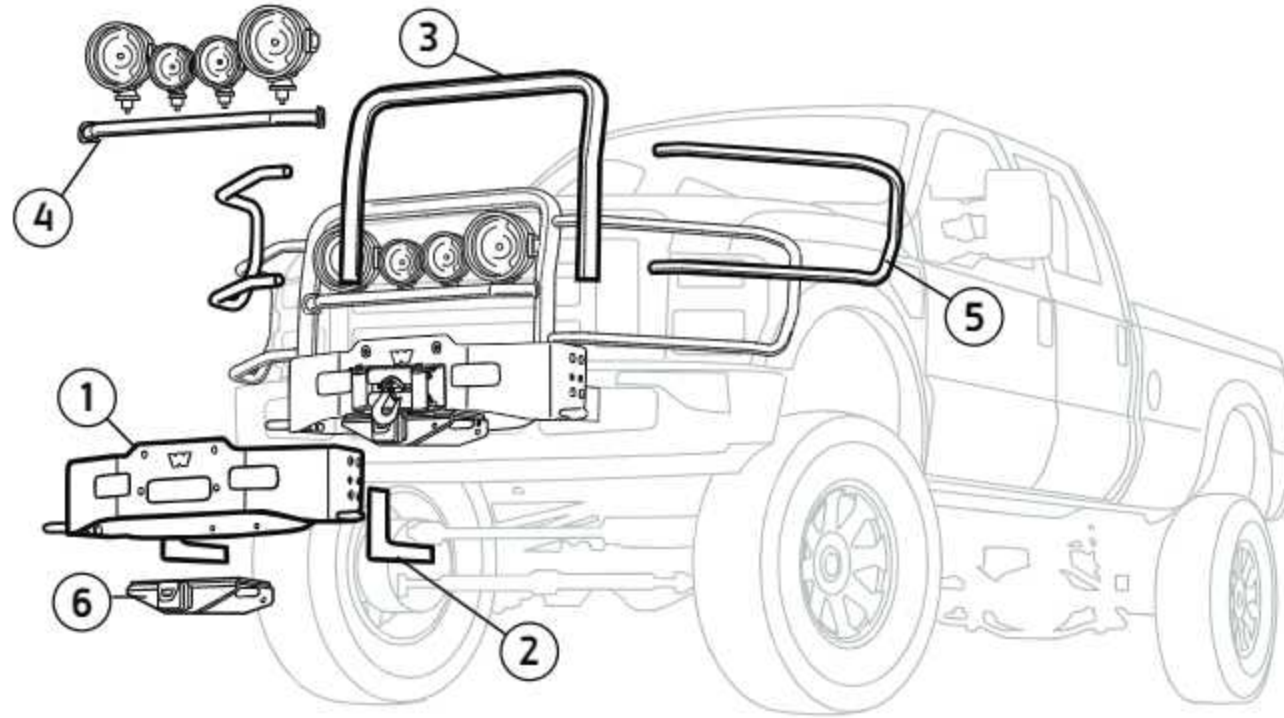
2019-21 RAM HD

107651 Large frame carrier kit
Fits 16.5ti, M15, M12, M8274
108004 Mounting bracket kit
104821 Full grille guard kit, including uprights and headlamp guards

TRANS4MER GEN II MOUNTING SYSTEM

Customize Your Mounting System With Optional Receiver, Lights And Guards

The Gen II winch tray bolts directly to the frame for a strong, durable place to mount your WARN winch. Trans4mer Gen II also provides the option to add lights, guards and a universal-fit, front-end receiver for a portable winch.



GEN II TRANS4MER COMPONENTS:

1) WINCH CARRIER (required)

- Fits mid-frame and large-frame winches
- Includes 2 tow hooks
- Available in black powder coat finish

2) MOUNTING BRACKET (required)

- Engineered to fit specific vehicles

3) GRILLE GUARD (optional)

- Engineered to fit specific vehicles
- Provides added protection for your grille
- Allows for mounting optional upgrades
- Available in black powder coat finish
- Available in short* and tall sizes

*Short sizes will not accommodate light bars or headlamp guards.

4) LIGHT BAR (optional)

- Bolts to grille guard, with 2 mounting options
- 2" tubular steel
- Available in black powder coat finish
- Can hold up to 4 lights

5) HEADLAMP GUARD (optional)

- Engineered to fit specific vehicles
- Bolts to grille guard
- 2" tubular steel
- Available in black powder coat finish

6) 2" RECEIVER (optional)

- Use with Warn multi-mount system or receiver shackle
- Universal fit
- Available in black powder coat finish

SEE APPLICATION CHARTS IN THE BACK OF THE CATALOG FOR SPECIFIC PART NUMBERS. GO TO WARN.COM FOR ADDITIONAL APPLICATION IMAGES.

2019-20 Chevy Silverado 1500 equipped with the mid frame winch carrier, grille guard tube, headlamp guards, and light bar



Ford Super Duty equipped with large frame winch carrier, Grille guard tube, headlamp guards, and light bar



Chevy Silverado HD equipped with the large frame winch carrier, grille guard tube, headlamp guards, and light bar



Ford F150, equipped with mid frame winch carrier and grille guard tube



Ram HD equipped with large frame winch carrier, grille guard tube, headlamp guards, and light bar



MULTI-MOUNT WINCH MOUNTING SYSTEM

Portable Configuration For Winching From The Front Or Rear

For those looking for added versatility with their winch, the WARN Multi-Mount system allows you to have a winch on the front or rear of the vehicle for maximum flexibility. Simply add the receiver to the front of the vehicle, and the Quick Connect wiring to the rear, and you're ready to go.



WINCH CARRIER

Mount your WARN winch to this carrier for a portable winch configuration. Pre-drilled to mount the ZEON 8 and 10, 9.5xp, XD9i, XD9, M8, VR8 and 10 winches (includes VR EVD). Carrier kit includes Quick Connect wiring for front of vehicle (winch and rear wiring sold separately).

107000 Winch carrier and wiring for front of vehicle. Winch sold separately



QUICK CONNECT POWER ACCESSORIES

- A. **69847** Dust Cover (for Quick Connect plug)
- B. **36080** Quick Connect and 28' (71cm) power lead. Connects to winch
- C. **22680** Quick Connect plugs only, no power lead
- D. **106077** Quick Connect and 7.5' (2.3m) power lead, for front mounting of portable winch
- E. **26769** Quick Connect booster cable kit

QUICK CONNECTOR WIRING KITS FOR REAR OF VEHICLE

32963 20' (6.1m) connection for rear of vehicle. Includes Power Interrupt kit and dust cover

32966 24' (7.3m) connection for rear of vehicle. Includes Power Interrupt kit and dust cover



PORTABLE WINCH KITS

Complete Kits, Ready to Winch

Kits include winch, remote control, winch carrier, 7.5' power lead with Quick Connect plug for front of vehicle and hawse fairlead.



104179 ZEON 10-S Multi-Mount. 10,000 lbs. (4536 kg) capacity with Spydura synthetic rope and polished aluminum hawse fairlead.



104183 XD9i Multi-Mount. 9,000 lbs. (4082) capacity with steel rope and hawse fairlead.



2016-21 Tacoma
100044 Semi-Hidden Kit with grille guard tube



2016-21 Toyota Tacoma
106252 Semi-Hidden Kit without grille guard tube



2012-15 Tacoma
102874 Semi-Hidden Kit with grille guard tube



2012-15 Toyota Tacoma
106670 Semi-Hidden Kit without grille guard tube



2005-11 Tacoma
102876 Semi-Hidden Kit with grille guard tube



2005-11 Toyota Tacoma
106668 Semi-Hidden Kit without grille guard tube

SEMI-HIDDEN KITS FOR TRUCKS AND SUVs

Mount Your Winch Behind A Low-Profile, High-Performance Steel Bumper

Conceal your pulling power behind a Semi-Hidden steel bumper designed to provide aggressive, yet understated, front-end protection that won't clash with the look of the original equipment. Now available for the Tundra, Tacoma, 4Runner and Colorado.

KEY FEATURES:

- Fits all current WARN mid-frame winches (excluding M8274)
- Easy install—no need to relocate the winch control pack
- Built-in port for clutch lever access or lighting (except 3rd Gen Tacoma)
- Provides two recovery points for shackles
- Available with welded grille guard tube for added front-end protection
- Constructed of heavy-gauge steel with a durable black textured powder coated finish to protect against corrosion.
- Made in the USA



Semi-Hidden Kits feature open port for easy access to the winch clutch lever, and recovery points for mounting shackles (except Gen3 Tacoma)



2015-21 Chevy Colorado
103210 Semi-Hidden Kit with grille guard tube



2015-21 Chevy Colorado
106672 Semi-Hidden Kit without grille guard tube



2014-21 4Runner
100022 Semi-Hidden Kit with grille guard tube



2014-21 Toyota 4Runner
106254 Semi-Hidden Kit without grille guard tube



2014-21 Toyota Tundra
103209 Semi-Hidden Kit with grille guard tube



2014-21 Toyota Tundra
106674 Semi-Hidden Kit without grille guard tube



FORD SUPER DUTY HIDDEN KIT

Mount A WARN Winch, Maintain Factory Style

Some Ford Super Duty owners want the functionality of a winch, but without the winch visible on the front of the vehicle. For these folks, WARN offers the Hidden Kit Mounting System.

- Mount a WARN Heavy Weight series winch (M12, M15, 16.5ti)
- Uses factory frame holes while retaining the factory bumper
- The bumper extends out 8 inches
- Any gaps in the bumper are filled in Skirting Kit (sold separately)
- Winch's controls are accessed through the top of the bumper
- Made in the USA



The Hidden Kit extends the original equipment Ford bumper out 8 inches. Winch controls are easily accessed through openings in the top of the bumper.

- PN 98055** Hidden Kit - 2017-19 Ford Super Duty
- PN 98336** Skirting Kit for Hidden Kit, 2017-19 Ford Super Duty
- PN 107168** Hidden Kit - 2020 Ford Super Duty
- PN 107190** Skirting Kit for Hidden Kit, 2020 Ford Super Duty

UNIVERSAL FLATBED WINCH MOUNTING PLATES

FOOT DOWN WINCH MOUNT

Kit includes winch mounting plate, solenoid mounting bracket and nuts and bolts kit. Pre-drilled to mount the ZEON, PowerPlant, 9.5cti, 9.5xp, XD9i, XD9, M8, and VR winches. **13942** Foot down winch mount kit **60368** Plate only

FOOT FORWARD WINCH MOUNT

Kit includes winch mounting plate with nuts and bolts kit. Pre-drilled to mount the ZEON, M12, 9.5xp, XD9, M8274, M8, and VR winches (not pictured). **11078** Foot forward winch mount kit (not pictured)

FOOT DOWN WINCH MOUNT FOR TRAILERS

Designed to be mounted to a trailer. The ends of the mounting plate are cut at an angle to accommodate the shape of a trailer tongue (other plates are square on the ends). Pre-drilled to mount the ZEON, 9.5cti, 9.5xp, XD9i, XD9, M8, VR, and the WARN 1700 and 4700 winches. Kit includes mounting plate and filler plate (filler plate is designed to mount WARN utility winch fairlead).

63885 Foot down winch mount kit



WARN ROCK CRAWLER BUMPERS

For the Ever-Popular 1989-95 Toyota 4WD Pickups



FRONT ROCK CRAWLER BUMPER

This bumper replaces the factory front bumper for increased off-road performance, durability, and style. These units showcase sloped vertical surfaces, which are tapered and welded. This is to maintain approach angles and not act like a plow in deep mud or snow. The bumper's sides continue around to match up with the vehicle's flares and style lines. Welded eyelets are ready for D-shackles and the winch mounting system is integrated and pull-tested for mid-frame winches up to 12,000 lbs. Made from 3/16" and 1/4" steel, and covered in a black powder-coated finish. Will mount the 9.5xp, XD9i, XD9, M8, and VR (does not fit ZEON). Not rated for tow-bar use.

- 68450** 1992-95 4WD pickup (Excludes Tacoma)
- 68451** Grille Guard Tube (optional)
- 68450** 1989-91 4WD pickup
- 68451** Grille Guard Tube (optional)

REAR ROCK CRAWLER BUMPER

The WARN Rock Crawler Rear Bumper for the Toyota Pickup is designed with off-road performance in mind. The bumper sits high and tight, and is sloped to maintain approach angles and ground clearance. Welded eyelets will mount D-shackles, creating anchor points to increase your vehicle's recovery options.

These bumpers are built from 3/16" and 1/4" laser-cut steel, which is CNC formed, and robotically welded for excellent fit and durability. These units come finished in a black powder coating, and are compatible with factory and aftermarket rear receivers.

- 68490** 1989-95 4WD pickup (Excludes Tacoma)



106413 Semi Hidden Kit for 2019+ Subaru Forester
106236 Grille Guard Tube with Light Mounting Tabs



Semi-Hidden Kits for Subaru are compatible with winches up to 6,000 lbs. with mounting pattern of 3.0" x 6.59"



106221 Semi-Hidden Kit for 2018+ Subaru Crosstrek
106236 Grille Guard Tube with Light Mounting Tabs



106396 Semi Hidden Kit for 2020+ Subaru Outback
106398 Grille Guard Tube with Light Mounting Tabs

SEMI-HIDDEN KIT FOR SUBARU VEHICLES

Now Available For Crosstrek, Forester, And Outback

Warn now offers its Semi-Hidden Kit for multiple Subaru models including the '18-'20 Crosstrek, '19+ Forester, and '20+ Outback. For a superior Subaru, these low-profile setups maintain the factory style and add a strong winch mount, welded eyelets for recovery options, and an optional grill guard with tabs for auxiliary lights.

- Easy to install with minimal cutting along lower plastic fascia. No metal cutting, welding, or grinding needed
- Compatible with winches up to 6,000 lbs.
- Made from sturdy 3/16" steel with state-of-the-art powder-coated finish stands up to 408-hour salt spray testing for years of corrosion resistance
- Compatible with airbag and driver-aid systems and sensors. Works with skid plates
- Easy access to winch control
- Low-profile design improves approach angle and increases front-end protection while maintaining vehicle's original style
- Welded eyelets for D-rings (5/8" pin diameter) provides increased recovery options
- Optional bolt-on grille guard tube with light mounting tabs for increased protection and provision for auxiliary lighting
- A 20" light bar can be mounted in place of the winch if so desired



Semi-Hidden Kits for Subaru are compatible with winches up to 6,000 lbs. with mounting pattern of 3.0" x 6.59" (76.2mm x 167.4mm), such as the WARN AXON 45/55 and VRX 45 winches

- 101155** AXON 55
- 101150** AXON 55-S
- 101145** AXON 45
- 101140** AXON 45-S
- 101045** VRX 45
- 101040** VRX 45-S



WARN ELITE SERIES FRONT BUMPERS FOR WRANGLER, GLADIATOR, AND BRONCO

Built For Life Off-Road

Whether you're on the trail, on an overland expedition, or just looking for a sturdy place for your WARN winch, the premium WARN Elite Series Front Bumpers are what you'll want on the front of your Jeep Gladiator, Wrangler JL and JK, and Ford Bronco. Designed, engineered, and made in the USA, the WARN Elite Series Front Bumpers offer the features owners need with a great new style that's perfect for the life off road. Available in a Full-Width version for maximum front-end protection or a Stubby version for maximum off-road performance.

101337 Elite Series Full-Width Front Bumper with Grille Guard Tube, Jeep JL and JT

101335 Elite Full-Width Front Bumper without Grille Guard Tube, Jeep JL and JT (not pictured)

101445 Lower bumper skid plate, JL and JT



FEATURES

- Advanced Bumper geometry designed specifically to increase approach angles and articulation. Will accommodate oversize tires.
- Integrated winch mount is engineered and tested for the high stresses of winching. Fits ZEON, ZEON Platinum, VR EVO, M8, XD9, XD9i, 9.0Rc, and 9.5xp winches. Will not fit WARN PowerPlant, 9.5cti, M8274, or M12, M15, or 16.5ti
- Precision welded eyelets for shackles, allowing for increased recovery options
- Recessed light buckets for OE fog lights or aftermarket lights (Full-Width only)
- State-of-the-art flat black powder-coated finish features a five-step pretreatment process with zirconium nanotechnology. Stands up to 408 hour salt spray testing and excellent UV protection
- Integrated off-road jack points for easy access when jacking up your Jeep
- Optional integrated grille guard tube features a low-profile look. Bar is welded on and adds extra protection for both the vehicle and the WARN winch
- Lower bumper skid cover provides integrated look and protects critical components such as swaybar disconnects. Sold separately



101330 Elite Stubby Front Bumper with Grille Guard Tube, Jeep JL, JT

101445 Lower bumper skid plate, JL and JT



101325 Elite Series Stubby Front Bumper Without Grille Guard Tube, Jeep JL, JT

101450 Elite Series Stubby Front Bumper with Grille Guard Tube, Jeep JK

101565 Lower bumper skid plate, JK



101410 Elite Series Stubby Front Bumper without Grille Guard Tube, Jeep JK (not pictured)

101465 Elite Series Full-Width Front Bumper with Grille Guard Tube, Jeep JK

101565 Lower bumper skid plate, JK

101420 Elite Series Full-Width Front Bumper without Grille Guard Tube, Jeep JK (not pictured)



107856 Elite Front Bumper with Grille Guard Tube for Ford Bronco



107870 Elite Front Bumper without Grille Guard Tube for Ford Bronco



The Bronco's forward-facing camera will be blocked by the Grille Guard Tube and an upright mounted winch control box. However, you can retain the camera's functionality if you select the Elite Bumper Without Grille Guard Tube, and relocate the winch's control pack from atop the winch. Control box relocation hardware is available.



Control Pack Relocation Kit for ZEON winches. Hardware and wiring required to mount control box remotely from winch.
89970 (Short kit 31") **89960** (Long Kit 78")

106011 78" extended cable kit for remote mounting of the VR EVO control pack

ELITE REAR BUMPER FOR JEEP GLADIATOR

Built for life off road

A great match for the WARN Elite Front Bumper, this rear bumper is made from thick steel and features welded eyelets for shackles. The entire bumper is covered in a durable powder-coated finish for superior corrosion resistance, and its design allows for increased departure angles.



- State-of-the-art flat-black powder-coated finish stands up to 408 hour salt spray testing and excellent UV protection
- Maintains factory receiver
- Welded eyelets for shackles increase your recovery options
- Bumper is rear parking and blind spot compatible

106300 Elite Rear Bumper - 2019-20 Jeep Gladiator JT

REAR TIRE DELETE PLATE FOR THE WRANGLER JL



Slim profile with reduced weight

- Removes the spare tire and tire carrier from stock location and replaces them with a mounting bracket
- Bracket provides the ability to mount the license plate, third brake light, backup camera, and license plate light
- Versatile auxiliary brackets allow for pod lights or antenna to be installed for added function (lights/antenna sold separately)



- Wears a state-of-the-art powder-coated finish with five-step pretreatment process for excellent corrosion resistance

104070 Rear Tire Delete Plate for the 2018-21 Jeep Wrangler JL

WARN ELITE SERIES REAR BUMPER FOR THE JEEP JL and JK WRANGLER

Easy-Open Tire Carrier Design Accommodates A Spare Tire Up To 40"

The perfect companion to the Elite Series Front Bumper is the Elite Series Rear Bumper. Available with or without a tire carrier, these bumpers are made in the USA from the same durable steel as the front bumpers, have high clearance corners for maximum off-road performance, and wear a durable, high-tech powdercoated finish to protect against corrosion and look great.

- State-of-the-art flat black powdercoated finish features a five-step pretreatment process with zirconium nanotechnology. Stands up to 408 hour salt spray testing and excellent UV protection
- Maintains factory receiver
- Welded eyelets for shackles to increase your recovery options
- Optional tire carrier uses a chassis-mounted pivot and has a tailgate-synchronized swing-out design. It can be easily opened with one hand, and takes the weight off of the tailgate
- JL Bumper is rear parking, blind spot sensor compatible Also includes provision to relocate backup camera

Elite Rear bumper for the 2018-21 Jeep JL Wrangler

102410 JL Rear Bumper (not compatible with tire carrier)

102190 JL Rear Bumper (tire carrier compatible)

102255 JL Tire Carrier (holds up to a true 40" tire)

102668 Rotopax Mounting Bracket (for use with 102255 tire carrier)

102670 Hi-Lift Jack Mounting Bracket Only (for use with 102255 tire carrier)



Fits '07-18 Jeep Wrangler JK

89525 JK Rear Bumper (tire carrier compatible)

89800 JK Carrier (holds up to a true 40" tire)

90030 Mount for off-road jack (for use with 89800 carrier)



CRAWLER SERIES FRONT BUMPER FOR JEEP JL, JK AND JT

Extreme Off-Road Performance With High-Clearance, Tapered Ends, And Maximum Approach Angles.

The Crawler Series bumpers offer off-road performance and extreme durability in one rugged package. Available in full-width and stubby versions, these include a winch mount that sits atop the bumper to accommodate a wide range of WARN mid-frame winches up to 12,000 lbs. (M8274 winch mount sold separately). With tapered corners and welded eyelets for shackles, the Crawler Series has everything Jeep owners need in a durable off-road bumper.

- Tapered corners for increased approach angles (Full-Width)
- Mid-frame winch mount (included) positions winch on top of bumper for easy use
- Accepts factory driving lights
- Available with or without welded-on grille guard tube
- Welded eyelets accommodate shackles for increased recovery options
- Built-in tabs for off-road jacks
- State-of-the-art flat black powdercoated finish. Stands up to 408 hour salt spray testing and excellent UV protection
- Optional skid plate for further front-end protection
- One SKU for both JL, JK and JT models



102705 M8274 mounting plate (sold separately)

102146 JL, JK and JT Full-Width Crawler Bumper With Grille Guard Tube
101445 Skid Plate for Jeep JL and JT



102145 JK, JL & JT Full-Width Crawler Bumper Without Grille Guard Tube



102510 JK, JL & JT Stubby Crawler Bumper Without Grille Guard Tube



102520 JK, JL & JT Stubby Crawler Bumper With Grille Guard Tube

101565 Skid Plate for Jeep JK **101445** Skid Plate for Jeep JL and JT



WARN CRAWLER SERIES REAR BUMPER FOR THE JEEP JL WRANGLER

Heavy-Duty Steel For All Conditions

This extremely durable, ready-for-rock steel bumper reinforces your rig's rear end and delivers maximum performance and utility on and off the trail. This rugged bumper is built to take the abuse that impacting rocks, trees and the earth can inflict on your vehicle.

- State-of-the-art flat black powdercoated finish features a five-step pretreatment process with zirconium nanotechnology. Stands up to 408 hour salt spray testing and excellent UV protection
- Tapered design improves departure angle and accommodates larger tires
- Welded eyelets for shackles add recovery options
- Rear parking and blind spot sensor compatible. Also includes provision to relocate backup camera
- License plate mounting brackets included
- Integrated jack points to better accommodate off-road jacks



102730 Crawler Rear Bumper for Jeep JL

WARN ROCK CRAWLER BUMPERS

Maximum Off-Road Performance for Jeep TJ, YJ, and CJ

For those looking to equip their classic Jeep for serious rock crawling, WARN offers its Rock Crawler Bumpers. The full-width Rock Crawler Bumper has high-clearance tapered ends for increased approach angles. The narrower Stubby version allows for maximum approach for increased off-road ability (Stubby is available for the TJ only). Whichever you choose, you're going to get an extremely durable place to mount your WARN winch and increased performance in the rocks.

- Rock Crawler Bumpers available for TJ, YJ, and CJ
- Laser-cut, CNC-formed, and robotically welded steel construction for maximum durability
- Welded eyelets to accommodate D-shackles
- Black powder-coated finish resists corrosion
- Full width Rock Crawler Front Bumper features pre-drilled holes for auxiliary lights
- Stubby Bumper has recessed ports and mounts for factory or auxiliary lights
- Stubby Bumper features recessed jack points for increased recovery options
- Available with or without bolt-on grille guard tube
- Winch plate for Rock Crawler Bumper is sold separately; winch plate for Stubby Bumper is included



87700 Rock Crawler Stubby Bumper for 1997-06 TJ



61853 Rock Crawler Bumper for 1997-06 TJ
37170 Winch Mounting Plate



61856 Rock Crawler Bumper for 1987-95 YJ
21390 Winch Mounting Plate



ROCK CRAWLER REAR BUMPER FOR JEEP JK, TJ, YJ AND CJ

High Clearance And The Ability To Securely Carry A Heavier Tire

This tough, durable bumper gives maximum off-road performance, thanks to its tapered ends for increased approach angles. For increased recovery options on Jeep JK, TJ, YJ, and CJ, there's an integrated 2" receiver hitch to mount your portable winch or shackle bracket (not rated for towing). The Rear Rock Crawler JK Bumper features welded eyelets for D-shackles and a cutout for the factory receiver hitch.



The WARN Tire Carrier for the Rock Crawler Rear Bumper is designed to carry a heavier wheel and tire, up to 37" in diameter. The carrier pivots on a robust 1-1/2" solid steel shaft pin that comes up through the bumper into the frame carrier. The shaft itself is welded – not bolted. Structural T-joint welds (vs. corner welds) will make this unit stand the test of time. A polyurethane pad reduces rattling. Includes frame reinforcing brackets.

FRONT AND REAR ROCK CRAWLER BUMPER PART NUMBERS

ROCK CRAWLER FRONT BUMPER (Full width)

- 61853 '97-06 TJ
- 61856 '87-95 YJ
- 61859 '76-86 CJ

ROCK CRAWLER FRONT BUMPER (Stubby)

- 87700 '97-06 TJ

GRILLE GUARD TUBE

- 61855 '98-06 TJ
(Requires winch plate PN 37170, bumper PN 61853)
- 61861 '76-86 CJ
(Requires winch plate PN 13910 or 11310)

ROCK CRAWLER REAR BUMPER (will not accept tire carrier)

- 61857 '97-06 TJ
- 61857 '87-95 YJ
- 61860 '76-86 CJ

ROCK CRAWLER BUMPER FOR TIRE CARRIER (designed to accept tire carrier)

- 74300 '07-17 JK
- 65508 '97-06 TJ
- 62947 '76-86 CJ

TIRE CARRIER (carrier only – bumper sold separately)

- 63253 (For use with PN 62947)
- 64337 (For use with PN 65508, PN 65509)
- 74299 (For use with PN 74300)

Note: MB274 winch is not compatible with TJ Stubby Bumper



JL AND JT RUBICON BUMPER ACCESSORIES

Extra Protection And Functionality For The Jeep Rubicon JL and JT's Factory Winch-Ready Bumper

If you have the Jeep Rubicon's factory-optional steel winch-ready bumper and would like to add more style and functionality, we offer products that'll help you go prepared when venturing off road.

1.) WINCH CARRIER

Accommodates WARN ZEON, ZEON Platinum, VR, M8, XD9, and Mopar Rubicon winches.

- Engineered and certified to withstand 12,000 lbs. pulls
- Positions winch to improve airflow and delivers zero interference with grille
- Constructed of 6mm-thick steel
- Easy to install with no cutting, grinding, or drilling
- Manufactured in the USA

101255



102346 Stinger Grille Guard Tube

2.) HOOK STAY

Available in red or black, the WARN Hook Stay is made from durable powder-coated metal and provides a convenient place to put your winch hook when not in use. Plus, it covers up the gap around the bumper's fairlead and includes license plate mounting bracket.

102300 Red 102222 Black



102350 Mid Grille Guard Tube

3.) RECOVERY POINT

These multi-purpose load-bearing recovery points allow you to add shackles to your Rubicon bumper. In addition, these can be used as jack points for an off-road jack. Sold as a pair.

102370



102355 Low Grille Guard Tube

4.) GRILLE GUARDS

These grille guards provide increased front end protection and are available in low, mid, and stinger styles.

- Sturdy 2" tube bolts to the factory bumper, providing rugged style and additional protection to the Jeep's grille
- Easy bolt-on installation—no cutting, drilling, or grinding
- Durable powder-coated finish guards against corrosion and looks great

WINCH MOUNTING PLATES FOR JEEP VEHICLES

For Use With Rock Crawler Or Factory Bumper

Jeep owners have multiple options for mounting a WARN winch on a Jeep JL, JK, TJ, YJ, or CJ. This includes mounting plates that pair with stock bumpers, WARN bumpers with separate mounting plates, and full-on winch bumpers with integrated mounting plates and grille guard tubes. No matter which option you choose, you get product that's engineered to work with the extreme forces of winching, exceptional durability that's been designed and tested for life off road, and no-compromise quality that will last for years.



GRILLE GUARD TUBE FOR JEEP TJ STOCK BUMPER

Black, powder-coated steel tube for the Jeep Wrangler TJ factory bumper. Accommodates all current WARN winches (except M8274).

Note: WARN winch plate is required



Winch mounting plate kit for JEEP JK WRANGLER For mounting M8274 Winch

Winch mounting plate for JEEP JL and JT Rubicon winch-ready factory bumper. For all current WARN mid-frame winches, except M8274 (not pictured)

Winch mounting plate for JEEP TJ WRANGLER For mounting M8274 Winch

Winch mounting plate for JEEP TJ WRANGLER For all current WARN mid-frame winches, except M8274

Winch mounting plate for JEEP CJ WRANGLER For all current WARN mid-frame winches, except M8274

Winch mounting plate for JEEP YJ WRANGLER For all current WARN mid-frame winches, except M8274



SEE APPLICATION CHARTS IN THE BACK OF THE CATALOG FOR SPECIFIC PART NUMBERS.

WARN ELITE TUBE DOORS FOR THE JEEP JL AND JT

Get Closer To The Action

Replacing the original doors with rugged tube doors delivers maximum visibility while crawling over rocks and riding trails. Few vehicles can match a Wrangler's total convertibility, so take advantage of removable doors and get that wide-open, bold look for epic summers on and off the trail.

- Unique double tube design adds comfort and strength
- Lockable for added security
- Opens from both sides for easy in and out
- Powder coated flat black for a long-lasting finish
- Designed to fit 97-06 Wrangler mirrors
- Adjustable hinge positioning for a perfect fit
- Threaded hinge shaft is Torx fastener compatible
- Easy to install, remove and store



103101 Front Tube Doors (pair)



103102 Rear Tube Doors (pair)



ROCK SLIDERS FOR JEEP JL AND JT

Added armor for the toughest trails

Designed to protect against boulders, stumps, or other trail hazards, WARN Rock Sliders add much-needed armor for the toughest trails. These Rock Sliders are made from thick steel and wear a durable powder-coated finish to protect against corrosion for years of service and great looks. They're also designed to accept the optional bolt-on step kit for easy access to the cab. Mounting hardware included.

- Double tube-style construction made from thick steel, designed to protect the JL/JT's rocker panels from trail hazards
- State-of-the-art powder-coated finish stands up to 408 hour salt spray testing for years of corrosion resistance

106370* Rock Sliders (pair) - 2020-21 Jeep Gladiator JT

102759* Rock Sliders (pair) - 2018-21 Jeep JL (2 door)

102740* Rock Sliders (pair) - 2018-21 Jeep JL (4 door)

BOLT-ON STEP KIT FOR JL/JT ROCK SLIDERS

Removable steps give you easier cab access and functional rock sliders

The Bolt-On Step Kit lets you attach steps to your WARN JL/JT Rock Sliders. When it's time to hit the trail, the steps can be unbolted using a wrench for maximum ground clearance on fully functioning sliders.

- Simple installation for better access to Jeep's cab, and easily removed with a wrench for fully functioning rock sliders
- Durable metal construction with corrosion-resistant powder-coated finish for years of service
- Non-slip step pad for secure footing
- For use with WARN JL / JT Rock Sliders only

102254 Bolt-on steps for WARN Rock Sliders, 2018-21 Jeep JL/JT (sold as a pair)



WARN BODY ARMOR FOR JEEP VEHICLES

Built To Absorb Whatever Nature Dishes Out



Tube style rock sliders for the Wrangler JK

74580
'07-17 JK, two door

74575
'07-17 JK, four door

WARN ROCK SLIDERS FOR THE 2007-17 JEEP WRANGLER

Take on the toughest trails with WARN Rock Sliders. These rugged parts are designed to guard against damage from rocks and boulders, keeping your vehicle looking and performing at its best. Thick steel construction and black powder-coated finish ensure durability and good looks. For the TJ the steel plate bolts right to the Jeep's body. For Wrangler JK tube-style sliders use support brackets to bolt to the frame/subframe. Mounting hardware is included.



Plate style rock sliders for the Wrangler TJ

63002 '97-02 TJ

WARN OIL PAN SKID PLATE FOR THE JEEP TJ WRANGLER

Bolt-on design with a frame attachment bracket that allows drive shaft travel. It also means easy conversion from a stock to lifted vehicle. Made from 1/8" 11-gauge steel and black powder-coated.

65020 '97-03 Jeep TJ
(6-cylinder. Excludes Rubicon and Unlimited models)



WARN STEERING BOX SKID PLATE FOR THE JEEP WRANGLER

Provides maximum protection and clearance. Large holes allow for debris clearance without sacrificing structural support. Made from 3/16" steel and black powder-coated.

64250 Jeep TJ '97-06 (includes Rubicon)



WARN DIFFERENTIAL SKID PLATE

Provides full protective coverage. Slides over objects and won't snag or hang up. Made from 3/16" steel. Available in black powder-coat.

65443 (Dana 30, black)

65447 (Dana 44, black)



WARN FUEL TANK SKID PLATE FOR THE JEEP WRANGLER

Bolts directly onto the frame using the existing factory attachment points. On the TJ model, the skid plate has a dropped center relief for proper fuel pump clearance and protection. Both plates feature drain holes to keep the plate free of debris. Durable black powder-coat finish fights off rust.

67820 Jeep TJ **66550** Jeep YJ





**WINCH ACCESSORIES:
THEY ARE ESSENTIAL, NOT OPTIONAL**

Get the most from any winch with a full line of recovery kits, hardware, and gear that dramatically increases a winch's versatility and utility. When complicated recoveries require special tactics and technical knowhow, WARN accessories are essential components for the serious off-roader.



EPIC HYPERLINK

MULTIPURPOSE DUAL-PIN SHACKLE FOR FASTER, EASIER RIGGING.

The Epic Hyperlink™ is a shackle reimagined the WARN way—tough, versatile, and with no detail overlooked. A forged aluminum body with two forged steel pins give it unmatched strength. And an intelligent design allows it to quickly and easily connect to other recovery accessories. While some shackles tie you down, the Hyperlink is engineered to help set you free.

- Unique multipurpose dual-pin shackle allows for direct attachment to other recovery accessories for fast, easy rigging
- Quickly attaches to most hooks, straps, snatch blocks, rope extensions, shackle mount links and thimbles, shackles, and soft shackles
- Directly attaches to bumper D-ring mount tabs with at least 1-3/8" clearance from face to center hole
- Body made from ultra-durable forged 6061-T6 billet aluminum; screw pin is forged steel
- Compatible with winches up to 18,000 lbs. (36,000 lb. working load limit); minimum 72,000 lb. ultimate breaking strength
- Available in polished or type III hard-anodized black or gunmetal corrosion-resistant finishes
- Hyperlink is sold individually



Black 100630



Gunmetal 100625

Optional polyurethane isolator (sold separately) protects your bumper's finish by preventing direct contact with Hyperlink and prevents debris from damaging pin shaft. Available in black or red. Sold in pairs.

Isolator (red) 102045
Isolator (black) 102120



EPIC SIDEWINDER

REPLACES HOOK AND SHACKLE FOR FAST, EASY, MORE DIRECT LINKAGE TO RECOVERY POINTS.

When you need to take a challenge head on, rely on the all new Epic Sidewinder. Built with an ultra-durable forged aluminum body and forged steel pins, this direct-connect rigging system is easy and fast to set, giving you the ultimate in secure anchor-point attachments. When you find yourself in a tough spot, you can find your way out of it with the Sidewinder.

- Replaces winch's hook and shackle to provide faster, easier, more direct link to recovery point and rigging accessories
- Quickly attaches to most bumper recovery points, D-ring shackles, recovery straps, rope extensions, and soft shackles
- Directly attaches to bumper D-ring mount tabs with at least 1-3/8" clearance from face to center hole
- Corrosion, impact, salt, weather, and UV-resistant for long-lasting good looks
- Body made from ultra-durable forged 6061-T6 billet aluminum; screw pin is forged steel
- Optional polyurethane isolator prevents debris from damaging pin shaft and is available in black or red.
- Compatible for winches up to 18,000 lbs.; minimum 64,000 lb. ultimate breaking strength



Gunmetal 100635



Black 100770



Isolator (black) 102050
Isolator (red) 101550
Sold separately





WIRELESS RECEIVER

USE YOUR PHONE TO CONTROL YOUR WINCH



HUB WIRELESS RECEIVER SMART-DEVICE ENABLED WINCH CONTROLLER

This state-of-the-art wireless control system allows users to operate their winch using the Bluetooth connection on their smart device. The IP68 waterproof HUB Wireless Receiver connects to the winch, and then our free custom-developed app for either iOS or Android communicates with the receiver via Bluetooth signal. The smart device will be able to operate the winch from up to 100' away and monitor the vehicle's battery voltage.

- Control a contactor-equipped winch from up to 100' away without delay using the Bluetooth connection on a smart device and our free app
- Works with most WARN and other brands of truck/SUV winches
- Easy plug-and-play setup
- When paired, HUB lets users control their winch and provides voltage info
- Multi-color LED indicates receiver status

- Mounts to any tube or flat surface with built-in mounting features and includes zip ties
- Rugged construction features fully potted and sealed electronics. IP68 and IP69K sealed

• 6' wiring harness allows receiver to be mounted up under the hood for security
Note: HUB is not compatible with ZEON Platinum winches. The thermometric indicator on 9.5cti and 16.5ti is disabled with HUB system



103945 HUB Receiver for WARN Truck/SUV winches (excluding ZEON Platinum)



103955 HUB Receiver for Smittybilt Gen 2 XRC and Gen 2 X20 winches



103950 Universal HUB Receiver—can be wired to any truck winch with contactor control

HAWSE FAIRLEADS

Add durability and rugged style to your WARN winch with our new Epic and Premium fairleads. These forged, 6061-T6 billet aluminum fairleads are bold and built to last. Also available in standard-duty cast iron and polished aluminum for select winches.

EPIC FAIRLEADS

- Available in 1" and 1.5" thicknesses to fit a variety of bumpers and mounting systems
- Corrosion, impact, salt, weather, and UV-resistant for long-lasting good looks
- Large radius opening minimizes rope wear
- Styling matches other WARN Epic accessories
- Available in type III hard-anodized black and gunmetal finishes

Epic 1.0 Fairlead—Gunmetal 100650

Epic 1.0 Fairlead—Black 100655

Epic 1.5 Fairlead—Gunmetal 100725

Epic 1.5 Fairlead—Black 100730



PREMIUM FAIRLEADS

- Forged billet 6061-T6 Billet aluminum
- Corrosion, impact, salt, weather, and UV-resistant for long-lasting good looks
- Large radius opening minimizes rope wear
- Available in 1" thickness polished aluminum or type III hard-anodized black finishes

Premium Fairlead - Black 100333

Premium Fairlead - Polished 100334



STANDARD AND REPLACEMENT FAIRLEADS

- Black fairleads are made of rugged cast iron and are for winches with a 6,000 lbs capacity or higher, designed for wire or synthetic rope
- Polished-aluminum fairleads are for synthetic rope only, designed to minimize the possibility of fraying

Standard cast-iron hawse fairlead (for synthetic or steel) 73850



Polished aluminum hawse fairlead for standard drum (synthetic only) 87914

Polished aluminum hawse fairlead replacement for 9.0Rc (synthetic only) 73852

SHACKLES

Shackles are a key component to winching and are used for connecting the looped ends of cables, straps and snatch blocks.

EPIC SHACKLE

Made of forged steel with an e-coat and powder coat finish for enhanced resistance to abrasion and corrosion.

3/4" [20 mm] with 7/8" [22 mm] pin diameter. 18,000 lbs. [8165 kg] capacity **92093**



STANDARD SHACKLE

Rugged and made to last a lifetime with a threaded pin for easy removal.

3/4" [20 mm] with 7/8" [22 mm] pin diameter. 18,000 lbs. [8165 kg] capacity **88999**



RECEIVER SHACKLE BRACKET

Turns any standard, 2" (50.8 mm) class III hitch receiver into a reliable recovery point. Hitch pin and clip not included, but sold separately if needed.

Receiver shackle bracket **29312**

Hitch pin and clip for class III receiver. 5/8" (15.9 mm) in diameter **63063**



SPYDURA NIGHTLINE SOFT SHACKLE

Our soft shackles are made with flexible, heavy-duty UHMWPE (ultra-high-molecular-weight polyethylene) fibers and are lightweight, easy to pack, and easy to use.

- 1/2" Soft Shackle
- Dual color weave with a light-activated reflective strand for enhanced visibility
- 36,000 lbs. minimum breaking strength

102559



SPYDURA SOFT SHACKLE

Our soft shackles are made with flexible, heavy-duty UHMWPE (ultra-high-molecular-weight polyethylene) fibers and are lightweight, easy to pack, and easy to use.

- 3/8" Soft Shackle
- 25,110 lbs. minimum breaking strength

102556



ROLLER FAIRLEAD

Reduces wire rope wear, especially on pulls at severe angles. Zinc plated finish.

For winches over 6,000 lbs. (2722 kg) capacity (except M15 and 16.5ti) **5742**

For M15 and 16.5ti winches, includes black powder coated frame **69394**



FAIRLEAD COVER

Roller fairlead covers are made of high-strength ABS co-laminate and attach easily to a roller fairlead.

Fits the Trans4mer and Jeep mounting kits **60390**

Fits the WARN Hidden Kit (Sierra & Super Duty) **25580**



TOW HOOKS

Secured properly to your vehicle's frame, tow hooks provide an attachment point for wire hooks, straps and chains, increasing your recovery options. Mounting hardware is included. Rated to 8,000 lbs. (3,629 kgs) capacity. Sold individually.

Black **13230**

Chrome **13200**



WINCH HOOKS

They are designed for hooking and pulling loads when attached to the end of a rope and are equipped with a safety latch, or gate, to prevent the disengagement of the wire or synthetic rope when attached to a load.

STANDARD WINCH HOOK

This rugged, standard-duty steel hook is ideal for standard-capacity winches and recreational off-roaders of all types. **98426** (Fits all mid frame winches. See warn.com for other winch replacement hooks.)



EPIC WINCH HOOK

Made with forged steel, this ultra-rugged hook is E-coat/powder coated for maximum protection against wear and abrasion and features a beefier gate, a deeper-than-standard throat (can handle larger shackles) and a built-in bottle opener that will never be misplaced.

For 18,000 lb. (8165 kg) capacity winches and under **92091**

For 12,000 lb. (5443 kg) capacity winches and under **92090**

For 5,000 lb. (2268 kg) capacity winches and under **92089**

HOOK STRAP

A hook strap is essential for proper handling of the hook. Use it to easily unspool the rope and to help keep your fingers away from the fairlead during re-spooling. Always wear gloves. **69645**



TREE TRUNK PROTECTORS

When you're stuck and need to use a tree as an anchor point, use a WARN tree trunk protector. These rigging straps are designed to protect trees against permanent damage that chains and rope can cause. Use these rugged, nylon straps along with a shackle to securely connect your winch rope to a wide variety of anchor points. A red warning marker encased in the webbing indicates damage and/or excessive wear.

STANDARD TREE TRUNK PROTECTORS

Featuring reinforced end loops with abrasion-resistant wear pads.

4" x 8' and rated to 30,000 lbs. (10 cm x 2.4 m, rated 13,608 kg) **88995**

2" x 8' and rated to 14,400 lbs. (5 cm x 2.4 m, rated 6532 kg) **88897**

1" x 8' and rated to 6,400 lbs. (2.5 cm x 2.4 m, rated 2903 kg) **88896**



EPIC TREE TRUNK PROTECTORS

Featuring forged steel ring connectors that are e-coated for durability

4" x 8' and rated to 30,000 lbs. (10 cm x 2.4 m, rated 13,608 kg) **92096**

2" x 8' and rated to 14,400 lbs. (5 cm x 2.4 m, rated 6532 kg) **92095**

1" x 8' and rated to 7,200 lbs. (2.5 cm x 2.4 m, rated 3266 kg) **92094**



RECOVERY STRAPS

Use a recovery strap to "snatch" or pull out a stuck vehicle. Nylon webbing absorbs the shock of heavy pulls, while the elastic rebound energy aids in quick recovery. Constructed of tough, high quality nylon webbing. Red warning marker encased in the strap indicates damaged webbing. End loops are reinforced with abrasion-resistant wear pads. Note: you should never use a recovery strap in a winching operation. For winching operations use a tree trunk protector strap or choker chain.

PREMIUM RECOVERY STRAPS

Featuring an 18-inch (45.7 cm), nylon, sliding sleeve to help prevent excessive wear caused by sharp or rough objects and surfaces.

3" x 30' and rated to 21,600 lbs. (8 cm x 9 m, rated to 9797 kg) **88924**

2" x 30' and rated to 14,400 lbs. (5 cm x 9 m, rated to 6532 kg) **88922**



Red warning marker is encased in the strap to indicate damaged webbing

STANDARD RECOVERY STRAPS

3" x 30' and rated to 21,600 lbs. (8 cm x 9 m, rated to 9797 kg) **88913**

2" x 30' and rated to 14,400 lbs. (5 cm x 9 m, rated to 6532 kg) **88911** - not pictured



SNATCH BLOCKS

When used properly, snatch blocks can double the pulling power of your winch or change your pulling direction to avoid damaging the winch rope. Snatch blocks also reduce amp draw and winch overheating.

EPIC SNATCH BLOCKS

Featuring durable forged construction, these blocks feature a grease port for a long service life, and are e-coated for enhanced resistance to abrasion and corrosion.

For winch capacities up to 18,000 lbs. (8165 kg) **93195**

For winch capacities up to 12,000 lbs. (5443 kg) **92188**



HEAVY DUTY SNATCH BLOCKS

Featuring a grease port and powder-coated steel.

For winch capacities up to 16,500 lbs. (7484 kg) with 7/16" (11 mm) wire rope **63490**

For winch capacities up to 12,000 lbs. (5443 kg) with 3/8" (9.5 mm) wire rope **15640**



STANDARD SNATCH BLOCK

Standard steel with grease port.

For winch capacities up to 10,000 lbs. (4536 kg) with 5/16" (8 mm) wire rope **88899**



RECOVERY/ACCESSORY KITS

Maximize the Capability of Your Winch with Essential Gear and Accessories

Recovery kits are a must-have item whenever you use a winch. You need special gloves to protect your palms, straps that wrap around anchor points, snatch blocks that can increase your pulling power, and shackles to connect it all together. It's all about going prepared, and these recovery kits are key to helping yourself, or others, get out of a jam when far from civilization.

EPIC RECOVERY KIT—MEDIUM DUTY For Winch Capacities Up To 12,000 lbs. (5443 kg)

97565 Includes:

- Forged 3/4" (20mm) Epic shackles (2) with an e-coat/powder coat finish. For use with 18,000 lbs. (8165 kg) capacity winches and under
- Epic tree trunk protector featuring forged loops with an e-coat/powder coat finish. 2" x 8' rated to 14,400 lbs (5 cm x 2.4 m rated to 6532 kg)
- Epic snatch block with grease port and an e-coat/powder coat finish. For use with 12,000 lbs. (5443 kg) capacity winches and under
- Premium recovery strap, 2" x 30' and rated to 14,000 lbs. (5 cm x 9.1 m, rated to 6532 kg)
- Winching gloves with synthetic leather and Kevlar® on the palms
- Rugged, modular Epic backpack is designed for the secure, hands-free carrying of the entire kit. This versatile pack is also sold separately [95510](#)



Modular interior is designed to securely hold the kit's components.

Backpack carrying case is made from ballistic material for maximum durability

EPIC RECOVERY KIT—HEAVY DUTY For Winch Capacities Up To 18,000 lbs. (8165 kg)

97570 Includes:

- Forged 3/4" (20mm) Epic shackles (2) with an e-coat/powder coat finish. For use with 18,000 lbs. (8165 kg) capacity winches and under
- Epic tree trunk protector featuring forged loops with an e-coat/powder coat finish. 4" x 8' rated to 30,000 lbs (10 cm x 2.4 m rated to 13,608 kg)
- Epic snatch block with grease port and an e-coat/powder coat finish. For use with 18,000 lbs. (8165 kg) capacity winches and under
- Premium recovery strap, 3" x 30' and rated to 21,600 lbs. (7.6 cm x 9.1 m, rated to 9798 kg)
- Winching gloves with synthetic leather and Kevlar® on the palms
- Rugged, modular Epic backpack is designed for the secure, hands-free carrying of the entire kit. This versatile pack is also sold separately [95510](#)



MEDIUM DUTY ACCESSORY KIT For Winch Capacities Up To 10,000 lbs. (4536 kg)

88900 Includes:

- 3/4" (20mm) D-shackles (2)
- Tree trunk protector, 2" x 8' and rated to 14,400 lbs. (5 cm x 2.4 m, rated to 6532 kg)
- 20,000 lbs. (9072 kg) maximum-capacity snatch block with grease port
- Standard recovery strap, 2" x 30' and rated to 14,400 lbs. (5 cm x 9 m, rated at 6532 kg)
- Winching gloves
- Durable, modular duffle with shoulder strap and grab handles is easy to pack, easy to carry



MEDIUM DUTY ACCESSORY KIT For Winch Capacities Up To 10,000 lbs. (4536 kg)

62858 Includes:

- 3/4" (20mm) D-shackles (2)
- Tree trunk protector, 4" x 8' and rated to 30,000 lbs. (10 cm x 2.4 m, rated to 13608 kg)
- 20,000 lbs. (9072 kg) maximum-capacity snatch block with grease port
- Standard recovery strap, 3" x 30' and rated to 21,600 lbs. (8 cm x 9 m, rated at 9797 kg)
- Winching gloves
- Soft, top-loading camouflage nylon bag with grab handles is easy to pack, easy to stash. This storage bag is also sold separately [29491](#)



HEAVY DUTY ACCESSORY KIT For Winch Capacities Up To 12,000 lbs. (5443 kg)

29460 Includes:

- 3/4" (20mm) devis D-shackle (1)
- Tree trunk protector, 4" x 8' and rated to 30,000 lbs. (10 cm x 2.4 m, rated to 13608 kg)
- 24,000 lbs. (10886 kg) heavy-duty snatch block with grease port
- Recovery strap, 3" x 30' and rated to 21,600 lbs. (8 cm x 9 m, rated at 9797 kg)
- Winching gloves
- Soft, top-loading camouflage nylon bag with grab handles is easy to pack, easy to stash. This storage bag is also sold separately [29491](#)



WIRELESS WINCH CONTROL SYSTEM

The WARN Wireless Control System lets you remotely control your WARN winch from up to 50' (15.2m) away. The new system is plug-and-play: It simply plugs in where you'd normally attach your corded remote—no wiring, no hassle. Weatherproof transmitter has two large buttons making it easy to operate, even while wearing gloves.

- Two-color LED provides clear operator feedback
- Control your winch from up to 50' (15.2m) away
- Easy plug-and-play installation
- Sealed for protection against the elements
- Activation sequence guards against accidental power-ups
- Kit includes wireless transmitter, receiver, holster, lanyard and mounting hardware

For truck and utility Winches. Works with all five-wire truck and VR EVO winches (excludes 2000 DC Utility and ZEON Platinum winches) **90287**



Receiver plugs in where you'd normally attach your corded remote



Winch Remote Control

Remote control stands up to rough treatment off-road. Rubberized, ergonomic pistol-grip handle. Ultra-weather/mud resistant thanks to improved sealing. Simple, intuitive operation. 12' (3.7m) lead. Compatible with previous generation of WARN truck winches.

Standard Remote (works with all current WARN Truck/SUV winches, except ZEON Platinum, PowerPlant, 9.5ti, 16.5ti and VR EVO) **83665**

Remote for PowerPlant **83653**

Remote for 9.5ti, and 16.5ti **83658**

Remote kit for VR EVO **CALL CUSTOMER SERVICE**

Advanced Wireless Control Window Mount

FOR ZEON PLATINUM WINCHES

Mount the wireless remote to your windshield, or other smooth, flat, non-porous surface.

94437

Advanced Wireless Winch Control

FOR ZEON PLATINUM WINCHES

Replacement control for ZEON Platinum winches (not compatible with other winches).

93043

Control Pack Relocation Kit

Certain bumpers have space constraints that require a low-profile winch configuration. All ZEON, ZEON Platinum and VR EVO winches have control packs that can be relocated with a variety of relocation kits.

89970 ZEON, Short kit (31")

89960 ZEON, Long kit (78")

89970 ZEON Platinum, Short kit (31")

92193 ZEON Platinum, Long kit (78")

106011 VR EVO, Long kit (78")

Additional Wiring For ZEON Platinum (optional)

93373 Light harness kit (short 6')

93375 Light harness kit (long 20')



Winch Rope Cover

Customize your ZEON or ZEON Platinum winch's look and protect the winch rope with this durable cover.

Slotted design **87555**

Solid design **89775**



SPYDURA NIGHTLINE SYNTHETIC ROPE

For WARN Winches With Up To 12,000 lbs. [5443 kg] Pulling Capacity

Spydura Nightline Synthetic Rope features 3M light-activated reflective strands for high visibility and is constructed with an Ultra-High Molecular Weight Polyethylene [UHMWPE] material that provides tremendous tensile strength and abrasion resistance. This rope is made with a dual-color weave and is coated with a protective, high-temperature urethane.

- Strong abrasion-resistant UHMWPE construction with EVA coating to guard against heat
- Nomex heat sleeve protects rope's vital first layers
- Durable, heavy-duty gusseted rope thimble; includes forged hook

3/8" x 100' [9.5 mm x 30.5 m] diameter Spydura Nightline **102558**

3/8" x 80' [9.5 mm x 24.4 m] diameter Spydura Nightline **102560**



Spydura Nightline Synthetic Rope Extension

- Made with dual color weave with 3M light-activated reflective strands for high visibility
- Strong abrasion-resistant UHMWPE construction with EVA coating to guard against heat

3/8" x 50' [15.2 m x 9.5 mm] Spydura Nightline Extension **102557**



SPYDURA SYNTHETIC ROPE

For WARN Winches With Up To 12,000 lbs. (5443 kg) Pulling Capacity

Spydura® Synthetic Rope is constructed with an ultra-high molecular weight polyethylene (UHMWPE) material that provides tremendous tensile strength and abrasion resistance, and is coated with a protective, high-temperature urethane.

3/8" (9.5mm) x 100' (30.5m) synthetic rope **87915**

3/8" (9.5mm) x 80' (24.4m) synthetic rope **88468**

Red Heat Resistant Sleeve
This end-of-rope warning sleeve also protects the first layer of rope from high winch drum temperature

Patented Self-Tightening Anchoring System
Our unique rope attachment is 10-times stronger than the competition

Ballistic Nylon Sleeve
Sliding sleeve helps guard the rope from abrasion when winching over an object

Forged Winching Hook
Rugged, easy to use, and replaceable

SPYDURA
SYNTHETIC ROPE



Spydura Synthetic Rope Extension

- Loops on both ends allowing you to easily extend the reach of your winch
- Reinforced "soft" eyes are rugged and easy to use
- Ballistic-nylon sliding sleeve provides protects against wear and abrasion

3/8" (9.5mm) x 25' (7.62m) **93118**

3/8" (15.24m) x 50' (9.5mm) **93119**



Reinforced Thimble
Tested tough, proven beyond its rated limit

Protective Urethane Coating
Shields against UV, dirt and debris, and helps prevent the rope from splitting and fraying.

SPYDURA PRO SYNTHETIC ROPE

For WARN Winches With Up To 16,500 lbs. (7484 kg) Pulling Capacity

Spydura Pro synthetic rope is 38% stronger than standard Spydura, yet is still lightweight and easy to handle. Plus it has up to twice the breaking strength of the competition. Made with a heat-treated fiber that delivers maximum tensile strength.

3/8" (9.5mm) X 100' (30.5m) Spydura Pro **96040**

3/8" (9.5mm) X 80' (24.4m) Spydura Pro **93120**

7/16" (11.1mm) x 100' (30.5m) Spydura Pro **91820**

SPYDURA
PRO



Spydura Pro Synthetic Rope Extension

- Loops on both ends allow you to easily extend the reach of your winch.
- Reinforced "soft" eyes are rugged and easy to use.
- Ballistic-nylon sliding sleeve provides protects against wear and abrasion.
- Made with a heat treated fiber that delivers maximum tensile strength.

For Winches with 12,000 lb. (5443 kg) pull rating or less:

3/8" (9.5mm) x 25' (7.6m) **93121**

3/8" (9.5mm) x 50' (15.2m) **93122**

For Winches with 18,000 lb. (8165 kg) pull rating or less:

7/16" (11mm) x 50' (15.2m) **93326**



REMOVABLE ROPE ABRASION SLEEVE

When winching in abrasive environments, the Rope Abrasion Sleeve can help protect your rope from trail hazards that can damage rope. This can extend the life of your synthetic rope and keeps you on the trail.

- Helps to protect synthetic rope against abrasion
- Reflective printing for increased visibility
- Made from double-layered durable ballistic nylon
- Hook-and-loop enclosure secures sleeve over rope
- Limited 1 year warranty

100330



WARN WINCH DAMPER

The WARN Winch Damper helps to prevent rope recoil in the event of a rope failure. While rope failure does not happen often, this damper will help the rope fall to the ground if such an event were to occur. Made from durable vinyl, the WARN Winch Damper also features a pocket for rigging accessories, a rubber-coated center section to prevent it from sliding down the line, and a reflective strip for increased visibility. The product also complies with 4WD competition damper regulations.

- Rubber-coated center section guards against sliding
- Durable vinyl construction
- Pocket for accessory storage
- Reflective strip for increased visibility
- Complies with 4WD competition damper requirements

91575



REPLACEMENT ROPES:

WINCH MODEL	WINCH PN	LENGTH	DIAMETER	WIRE	ROPE PART NUMBERS		
					STANDARD DUTY	SYNTHETIC	SPYDRA PUL
9.5xp	68500	100' (30.4m)	5/16" (7.9mm)	38314			
9.5xp-s	87310	100' (30.4m)	3/8" (9.5mm)			87915	
9.5cti	97550	125' (38.1m)	5/16" (7.9mm)	38312			
9.5cti Multi-Mount	85760	125' (38.1m)	5/16" (7.9mm)	38312			
9.5cti-s	97600	100' (30.4m)	3/8" (9.5mm)			87915	
9.0Rc	71550	50' (15.2m)	3/8" (9.5mm)			71717	
16.5.ti	68801	90' (27.4m)	7/16" (11.1mm)	61950			
16.5.ti-s	97740	80' (24.4m)	3/8" (9.5mm)				93120
Endurance 12.0	73010	80' (24m)	3/8" (9.5mm)	74313			
M8274	106170	125' (38.1m)	3/8" (9.5mm)	106141			
M8274-S	106175-S	125' (38.1m)	3/8" (9.5mm)			102343	
M8274-50	38631-12V 375832-24V	150' (45.7m)	5/16" (7.9mm)	38311			
M8	26502	100' (30.4m)	5/16" (7.9mm)	38314			
M8-s	87800	100' (30.4m)	3/8" (9.5mm)			87915	
M12	17801-12V 265072-24V	125' (38m)	3/8" (9.5mm)	38423			
M12-S	97720	100' (30.4m)	3/8" (9.5mm)			87915	
M15	47801-12V 478022-24V	90' (27m)	7/16" (11mm)	61950			
M15-S	97730	80' (24.4m)	3/8" (9.5mm)				93120
PowerPlant 9.5	91800	125' (38.1m)	5/16" (7.9mm)	38312			
PowerPlant 12	91801	80' (24.3m)	3/8" (9.5mm)	74313			
VR EVO 8	103250	94' (28.6m)	5/16" (7.9mm)	38314			
VR EVO 8-S	103251	90' (27.4m)	3/8" (9.5mm)		104232		
VR EVO 10	103252	80' (24.4m)	3/8" (9.5mm)	74313			
VR EVO 10-S	103253	90' (27.4m)	3/8" (9.5mm)		104232		
VR EVO 12	103254	80' (24.4m)	3/8" (9.5mm)	74313			
VR EVO 12-S	103255	90' (27.4m)	3/8" (9.5mm)		104232		
VR8	96800	94' (28.6m)	5/16" (7.9mm)	38314			
VR8-S	96805	90' (27.4m)	3/8" (9.5mm)			87915	
VR10	96810	80' (24.4m)	3/8" (9.5mm)	89213			
VR10-S	96815	90' (27.4m)	3/8" (9.5mm)			87915	
VR12	96820	80' (24.4m)	3/8" (9.5mm)	89213			
VR12-S	97035	90' (27.4m)	3/8" (9.5mm)			87915	
XD9000	28500	100' (30.4m)	5/16" (7.9mm)	38314			
XD9000i	27550	125' (38.1m)	5/16" (7.9mm)	38312			
XD9000i Portable	37441	125' (38.1m)	5/16" (7.9mm)	38312			
ZEON 8	88980	100' (30.4m)	5/16" (7.9mm)	89212			
ZEON 8 Multi-Mount	90260	100' (30.4m)	5/16" (7.9mm)	89212			
ZEON 8-S	89305	100' (30.4m)	3/8" (9.5mm)			87915	
ZEON 8-S Multi-Mount	90330	100' (30.4m)	3/8" (9.5mm)			87915	
ZEON 10	88990-12V 90665-24V	80' (24.4m)	3/8" (9.5mm)	89213			
ZEON 10 Multi-Mount	90340	80' (24.4m)	3/8" (9.5mm)	89213			
ZEON 10-S	89611	100' (30.4m)	3/8" (9.5mm)			87915	
ZEON 10-S Multi-Mount	90360	100' (30.4m)	3/8" (9.5mm)			87915	
ZEON 12	89120-12V 90666-24V	80' (24.4m)	3/8" (9.5mm)	89213			
ZEON 12-S	95950	80' (24.4m)	3/8" (9.5mm)				93120
ZEON Platinum 10	92810	80' (24.4m)	3/8" (9.5mm)	89213			
ZEON Platinum 10-S	92815	100' (30.4m)	3/8" (9.5mm)			87915	
ZEON Platinum 12	92820	80' (24.4m)	3/8" (9.5mm)	89213			
ZEON Platinum 12-S	95960	80' (24.4m)	3/8" (9.5mm)				93120

Replacement Wire Rope

Damaged wire rope must be replaced to safely operate any winch. Constructed of aircraft wire rope and galvanized to help resist corrosion. Includes swaged loop on one end, and wire rope terminal on the other.

Wire terminal



Wire Rope Extension

Galvanized aircraft wire rope with loop on both ends allows you to extend the reach of your winch.

5/16" x 50' (7.9mm x 15.2m) **25430**
3/8" x 75' (9.5mm x 22.9m) **25431**



Winching Gloves

These gloves are designed to help protect your hands from the sharp barbs and abrasion that may occur when handling winch rope. Mandatory equipment when working with winch rope.

- Durable synthetic leather with Kevlar reinforcement resists abrasion
- Extra reinforcements provide superior knuckle and fingertip protection
- Shock absorbing palm
- Terry cloth sweat wipe, neoprene wrist and pull strap, ID tag

Size L **91650**
Size XL **88895**
Size XXL **91600**



STEALTH SERIES WINCH COVERS

Added protection for your Warn winch

The all-new fade-proof Stealth line of WARN winch covers are the ultimate way to protect your winch from the elements. Made from durable, premium materials, such as marine-grade vinyl, these covers fit right, are weather resistant.



ZEON, ZEON Platinum 102639



VR8, VR10, VR12 107765



M8, XD9, 9.5xp, VR8000, VR10000, VR12000
(Cover designed to fit these winches with control pack mounted in original location) 102641



M8274 102643



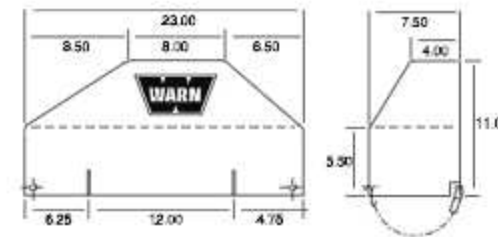
KEY FEATURES:



Stealth winch covers feature mesh backing for ventilation, a front flap that opens to allow access the winch drum, and a zipper that provides access to the clutch handle and remote socket.

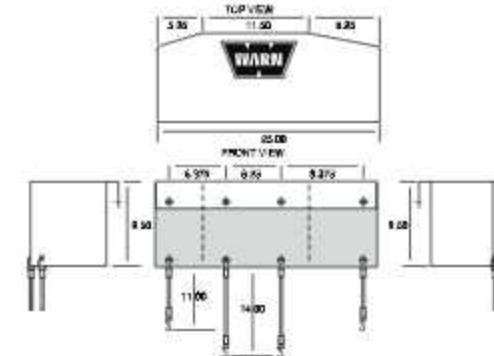
SOFT WINCH COVERS

WARN soft winch covers are made of durable nylon-backed vinyl, and hold securely with elastic bungee cord fasteners.

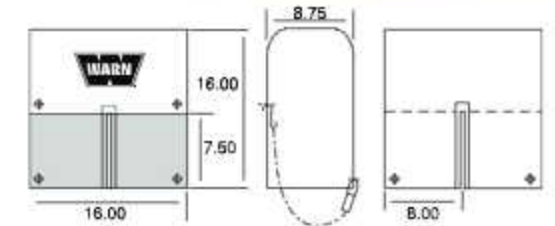


Fits 9.5cti, 9.5ti, XD9i, and winches mounted on the Trans4mer, Multi-Mount and Flatbed Mount 13917

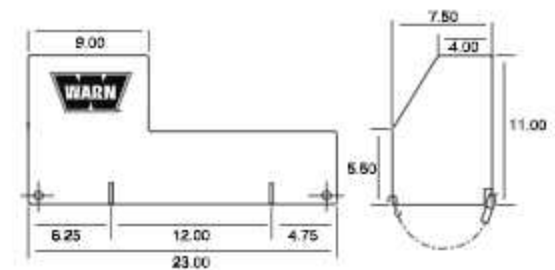
Fits 9.5xp, XD9, M8, (with control pack mounted behind winch motor), mounted on the Trans4mer, Multi-Mount and Flatbed Mount



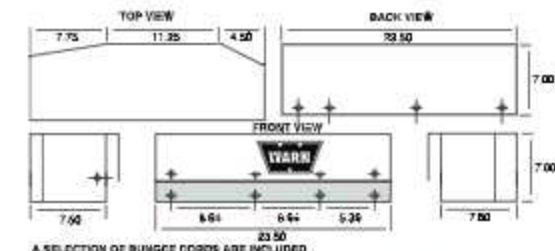
Fits the 16.5ti, M15 and M12 winches mounted on the Trans4mer, and Flatbed Mount 15639



Fits the M8274 series winches 8557



For the 9.5xp, XD9, and M8 winches, mounted the Trans4mer 13916



A SELECTION OF BUNGEE CORDS ARE INCLUDED

Fits 9.5ti and XD9i mounted on the Classic Bumper 18250

EPIC TRAIL GEAR FOR YOUR RIG

You've got your winch and your recovery kit, but what else? The new line of Epic Trail tactical gear features Integrated MOLLE compatible PALS webbing that attaches directly and securely to your off-road vehicles and lets you customize the way you store, and access, the things you need.

Standard-Duty Roll Bar Fire Extinguisher Holder. Securely holds 1 lb., 2.5 lb., and 5 lb. extinguishers with three hook-and-loop straps
102656



Premium Roll Bar Fire Extinguisher Holder. Equipped with stretch material to securely hold and protect extinguisher. Accommodates 2.5 lb. units **102657**



GRAB HANDLES

These roll-bar-mounted grab handles provide a secure place to reach to when entering or exiting your rig. Made from premium material with rubber grips, they easily attach to the roll bar with heavy-duty nylon straps.

Roll Bar Rubber Grip Grab Handle. Fits JL Front, JL Rear, JK Front, and other roll-bar equipped vehicles (sold as a pair)
102653



Rubber Grab Handles. Fits JK Unlimited Rear and A-Pillar (sold as a pair)
102654



STORAGE BAGS

Available in multiple configurations for a variety of locations, these bags are UV-stable, weather-resistant, and built tough with marine-grade vinyl, premium zippers, straps, and fabrics.

Roll Bar Cylinder Bag. Attaches to vehicle's roll bar with heavy-duty nylon straps

Large **102652**
Medium **102651**



Triangle Bag. Attaches to triangular section on roll bars **102649**



MOLLE Storage Bag. Attaches to any MOLLE system, such as the rear seat of a Jeep Wrangler JL Rubicon's seatback **102648**

Passenger Grab Handle Bag. Attaches to passenger-side grab handle
Slim **102646** Full-Size **102644**



**WHEELS AND 4WD HUBS:
OUR HUBS ARE HISTORIC, AND OUR NEW WHEELS ARE EPIC**

We are famous for our 4WD hub technology, it's how we got started, our first locking hub is in the Smithsonian. And now we've expanded our product line to include the all-new WARN Epic wheels, and they are every bit as rugged and reliable as our hubs.

WARN EPIC WHEELS

Made for life on the trail with an aggressive style and off-road-ready design.

The leader in winches is now offering class-leading wheels for Jeep Wrangler JL, JK, and Gladiator JT. Packed full of the durability, performance, and style you expect from Warn Industries, these all-new wheels are designed for life off road. With three designs, two finishes, and two WARN hub-style centercaps to choose from, these wheels fit your rig's individual style and offer a perfect fit, no matter which Jeep you drive.

- 17x8.5 diameter, 5x5 (5x127) bolt pattern, 0 offset—perfect for Jeep Wrangler JK, JL, and Gladiator JT fitments
- Three distinct designs: Jackhammer, Diamond Cutter, and Moonsault, all available in black or gunmetal
- Unique centercaps are a nod to the classic WARN hub: Standard gold finish or optional black/red style
- Compatible with TPMS and factory lug nuts
- Tested to meet rigorous J2530 certification
- Lifetime structural warranty



106683 Optional black & red centercap with black body



106684 Optional black & red centercap with gunmetal gray body



106690 JACKHAMMER
Gunmetal gray, 17x8.5 diameter, 5x5 (5x127) bolt pattern, 0 offset



106689 JACKHAMMER
Black, 17x8.5 diameter, 5x5 (5x127) bolt pattern, 0 offset



106686 MOONSALT
Gunmetal gray, 17x8.5 diameter, 5x5 (5x127) bolt pattern, 0 offset



106685 MOONSALT
Black, 17x8.5 diameter, 5x5 (5x127) bolt pattern, 0 offset



106688 DIAMOND CUTTER
Gunmetal gray, 17x8.5 diameter, 5x5 (5x127) bolt pattern, 0 offset



106687 DIAMOND CUTTER
Black, 17x8.5 diameter, 5x5 (5x127) bolt pattern, 0 offset



PREMIUM LOCKING HUBS FOR FORD SUPER DUTY TRUCKS 2005 AND NEWER

The Super Duty Has Met Its Match

With heat-treated gears, and all-metal cap and dial, our premium locking hubs are designed to handle the stress that modified rigs with bigger tires can dish out. The corrosion-resistant stainless steel hardware will keep them looking good for years. These hubs are easy to instal, easy to turn and easy to maintain. They're just incredibly hard to break.

95060 (Black) 95070 (Chrome)



PREMIUM MANUAL HUBS

This no-compromise premium hub is designed for the hardcore off-roader who demands high-performance parts.

The ZA Alloy dial on these premium hubs require a full 9/10ths of a turn to ensure positive engagement of the inner drive gear to the clutch ring. A thick, internal wave spring and heavy dial detents ensures that they stay engaged.

A rugged, all-metal build promises years of reliable service, a promise we back up with an industry-leading, limited lifetime warranty. Simply find your vehicle on the following page to locate the correct part number.

STANDARD MANUAL HUBS

WARN standard hubs are the ideal choice for factory hub replacement, these are the same hubs that we have supplied to OEMs around the world and have many of the features found on our premium hubs, including a 4140 steel clutch ring, inner drive gear and a precision-cast hub body.

Standard hubs are available in three mount styles to fit most 4WD vehicles; Internal mount, external mount and flange mount. Simply find your vehicle on the following page to locate the correct part number.

4WD HUBS APPLICATIONS

	Year	Cautionary Footnotes	Spline Count	Standard Manual PN	Premium Manual PN	Spindle Nut Kit Std/Prem	HUB SERVICE KIT Std	Prem
CHEVROLET/GMC								
Blazer, Jimmy, Suburban	'69-91	G, H	19	9790	20990	32720	11967	20825
1/2 Ton Pickup	'69-87	G, H	19	9790	20990	32720	11967	20825
3/4 Ton Pickup	'60-76	G	19	9072				7302
3/4 Ton Pickup	'77-87	G, H	19	9790	20990	32720	11967	20825
1 Ton Pickup	'76-87	H	30	11690	38826	32721	11714	
1 Ton Pickup, V-Series Crew Cab	'88-90	H	30	11690	38826	32721	11714	
Geo/Chevrolet Tracker	'89-00	J	26		34581			7309
DODGE/RAM								
1/2 Ton Pickup	'57-68		19		9072			7302
1/2 Ton Pickup & Ramcharger	'69-74		19	9790	20990		11967	20825
1/2, 3/4 Ton Pickup & Ramcharger	'80-93		19	9790	20990		11967	20825
3/4 Ton Pickup	'90-93		30	11690	38826		11714	
3/4 Ton Pickup	'57-74		19		9072			7302
1 Ton Pickup	'90-93		30	11690	38826		11714	
FORD								
Bronco II, Ranger	'83-89	E, D	23	29070		27988	39128	
Explorer	'90-94	D, E	27	29071			32720	39128
Ranger	'90-97	E, D	27	29071			32720	39128
Bronco	'66-96	B, G, H	19	9790	20990	32720	11967	20825
1/2 Ton Pickup	'59-75	B, G, H	19	9790	20990	32720	11967	20825
3/4 Ton Pickup	'59-75		19	9790	20990		11967	20825
3/4 Ton Pickup, Light Duty	'77.5-97	H	19	9790	20990	32720	11967	20825
3/4 Ton Pickup, Heavy Duty	'63-77	G	19		9072			7302
3/4 Ton Pickup, Heavy Duty	'78-97	H	30	11690	38826	32721	11714	11714
1 Ton Pickup	'78-97	H	30	11690	38826	32721	11714	11714
Super Duty (F-250/350; Excursion)	'99-04	K	30	11690	38826		11714	11714
Super Duty (F-250/350/450/550)	'05-19	M	35	95060				95080
Super Duty (F-250/350/450/550)	'05-19	N	35	95070				95080
INTERNATIONAL HARVESTER								
Scout	'61-70		10		29062			7300
Scout II, Terra, Traveler	'71-80		27		9062			7300
1/2 Ton Pickup, Travelall	'68-75		19	9790	20990		11967	20825
1/2 Ton, 3/4 Ton Pickup	'56-72		19		9072			7302
ISUZU								
Trooper II	'87-93		17		61385			61693
Rodeo	'91-99		17		61385			61693
JEEP								
CJ, Universal, M38A1, Willys	'71 & Prior	A	10		29062			7300
CJ, Universal (6 bolt)	'72-80	G	27		9062			7300
CJ, Universal Scrambler (5 bolt)	'81-86	F	27	28751				
Jeepster C101 Commando	'66-71		10		29062			7300
Jeepster C104	'72-73		27		9062			7300
Gladiator, Wagoneer, Pickup	'73 & Prior		10		29062			7300
Full size Wagoneer, Cherokee								
J-10 Pickup, Commander	'74-91	G	19	9790	20990		11967	20825
J-20 Pickup (heavy axle)	'72-76		19		9072			7302
J-20 Pickup	'77-87		19	9790	20990		11967	20825
Jeep Station Wagon, Pickup	'65 & Prior		10		29062			7300
MAZDA								
Pickup	'94-97	E	27	29071		32720		
Navajo	'90-94	E	27	29071		32720		
NISSAN								
Pickup, Pathfinder	'86.5-89	I	27		28739			29061
Pickup, 4 cylinder	'90-93	J	27		28739			29061
Pickup (incl. Frontier), 4 cyl.	'94-01	I	28		29091			29061
Pickup (incl. Frontier), Pathfinder, 6 cyl.	'90-01	I	28		29091			29061
Xterra	'00	I	28		29091			29061
SUZUKI								
Samurai, Sierra	'82-01		26		34581			7309
Sidekick, X-90, Vitara, Escudo	'89-01		26		34581			7309
TOYOTA								
Pickup, Hilux, 4-Runner, with ADD	'86-95	C	26	28761	29918			7309
Landcruiser	'76-87	C	30	28771	29918			7309
Pickup, Hilux, 4-Runner	'76-85	C	30	28771	29918			7309
T100	'93-99	C	26	28761	29918			7309
T100, w/ADD	'93-99	C	26	28761	29918			7309
Van, Previa	'86-92	C	26	28761	29918			7309
Tacoma (w/factory man. hubs)	'95-01		26		60459			7309
Hilux Int'l with Torsion bar susp.	'98-01	C			28761	29918		7309
CUSTOM APPLICATIONS								
Dana 60 axle with 35 spline outer shafts (front only)			35		62672			11714

FOOTNOTES:

A Very early vehicles may require that the threaded axle end be cut off.

B Will not fit '87-early '88 model vehicles (bungee mount). (Foster item only. See Ford parts & service).

C When replacing automatic hubs with manual hubs, you must also purchase Spindle Nut Conversion Kit #27988 for '83-'89 vehicles; Conversion Kit #32720 for '90-'97.

D Very early '90 vehicles with 27 tooth axle spline require 5889 model hubs.

E When replacing factory automatic hubs with manual hubs, you must also purchase Spindle Nut Conversion Kit #27988 for '83-'89 vehicles; Conversion Kit #32720 for '90-'97.

F Will not fit vehicles with factory optional chrome wheels.

G Vehicles with full-time 4WD will require a transfer case conversion kit.

H When replacing automatic 3 hole cap screw hubs with manual hubs, you must purchase corresponding spindle nut conversion kit per application chart.

I Hub Set includes Stud Kit (PN 38002).


J Not for front axle disconnect systems.

K Will not fit factory dual wheel applications.

L International only, will not fit vehicle produced in North America.

M Black finish

N Chrome finish



**WARN AXON POWERSPORTS WINCHES:
FOR THOSE WHO LIKE TO PUSH IT, THERE'S ONLY ONE WAY TO PULL IT**

Unpredictable conditions and all types of terrain, that's when and where AXON winches take their legendary reputation for rugged reliability to new levels. Re-engineered from the ground up, AXON winches now completely protect critical components from water and mud and delivering technology you can depend on in any situation with capacity ranges from 3,500 to 5,500 lbs. If you live for pushing limits, then the AXON is for you.



WARN AXON

Groundbreaking Technology Meets Unmatched Reliability

With the all-new AXON™ lineup, Warn has taken winching to the next level by combining a powerful motor and first-of-its-kind digital contactor into one unit called a Motactor™. The WARN Motactor increases performance, drops installation time, and provides never-before-seen levels of performance and feedback to the user. Tech is nothing without durability, so we made AXON the most durable powersports winch ever. All-metal construction, IP68 waterproof sealing, and increased structural rigidity are made for extreme environments. It's smart, tough, and perfect for a wide range of powersports vehicles. Available in 3,500, 4,500, and 5,500 pulling capacities, with a choice of steel or Spydura® synthetic rope.

- Motactor (motor + digital contactor) dramatically simplifies winch installation—reducing install time by up to 50%
- Advanced digital controls allow for monitoring of voltage, load, and motor temperature
- Built-in load limiter prevents damage from overloading winch
- All-metal, IP68 waterproof construction is exceptionally durable and keeps the elements out
- All-new modular controls allow for expandability
- Robust new clutch design based on legendary WARN 4WD hub lock know-how
- Limited lifetime warranty (mechanical), 3 year warranty (electrical)

AXON 55 Controls

Includes rockerbar digital control switch and digital corded remote.



AXON 45 Controls

Includes rockerbar digital control switch and digital corded remote.



AXON 35 Controls

Includes rockerbar digital control switch with handlebar mount adaptor. (Remote sold separately).



AXON LINE-UP

101155 AXON 55
50' of 1/4" steel rope, roller fairlead, Rockerbar digital control switch, and digital corded remote

101150 AXON 55-S
50' of 1/4" Spydura synthetic rope, Epic hawse fairlead, Rockerbar digital control switch, and digital corded remote

101145 AXON 45
50' of 1/4" steel rope, roller fairlead, Rockerbar digital control switch, and digital corded remote

101140 AXON 45-S
50' of 1/4" Spydura synthetic rope, Epic hawse fairlead, Rockerbar digital control switch, and digital corded remote

101240 AXON 45RC
Short drum design is optimized for mounting in the tight space required with some UTVs. 27' of 1/4" Spydura synthetic rope, Epic hawse fairlead, Rockerbar digital control switch, and digital corded remote

101135 AXON 35
50' of 7/32" steel rope, roller fairlead, Rockerbar digital control switch with handlebar mount adaptor

101130 AXON 35-S
50' of 3/16" Spydura synthetic rope, Epic hawse fairlead, Rockerbar digital control switch with handlebar mount adaptor



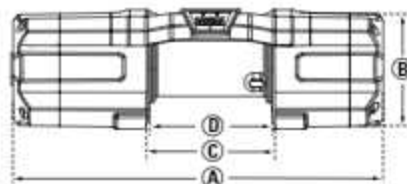


AXON 55 AND 55-S

SPECIFICATIONS

Part number: 101155 (AXON 55), 101150 (AXON 55-S)
Rated line pull: 5,500 Lbs. (2495 kg) single-line
Motor: Motactor with 12V DC permanent magnet
Sealing: IP68-rated waterproof
Gear train: 3-stage planetary
Fasteners: All stainless steel
Rope: AXON 55: 50' x 1/4" (15m x 6.3mm) steel, AXON 55-S: 50' x 1/4" (15m x 6.3mm) Spydura synthetic
Hook: Black powder coat
Fairlead: AXON 55: Roller, AXON 55-S: Epic hawse fairlead
Primary control: Rockerbar digital control switch
Remote control: Digital corded remote
Brake: Mechanical Brake
Mechanical Warranty: Limited lifetime
Electrical Warranty: 3 year

DIMENSIONS



A 15.0" (381.8mm) C 5.19" (132mm)
 B 4.82" (122.5mm) D 5.02" (127.6mm)

Mounting bolt pattern: 3.0" x 6.59" (76.2mm x 167.4mm)

12V DC PERFORMANCE SPECS (first layer)

Line Pull	Line Speed	Motor	Pull by layer:
Lbs. (kg)	Ft./min. (M/min.)	Current	layer/Lbs. (kg)
0	15.8 (4.8)	28 amps	1/5500 (2495)
500 (227)	13.4 (4.1)	49 amps	2/4582 (2078)
1000 (454)	11.5 (3.5)	71 amps	3/3926 (1781)
1500 (680)	10.0 (3.0)	92 amps	4/3434 (1558)
2000 (907)	8.8 (2.7)	114 amps	
2500 (1134)	8.0 (2.4)	135 amps	
3000 (1361)	7.3 (2.2)	155 amps	
3500 (1588)	6.8 (2.1)	176 amps	
4000 (1814)	6.3 (1.9)	196 amps	
4500 (2041)	5.9 (1.8)	216 amps	
5000 (2268)	5.4 (1.6)	235 amps	
5500 (2495)	4.8 (1.5)	254 amps	

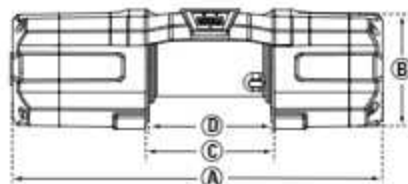


AXON 45 AND 45-S

SPECIFICATIONS

Part number: 101145 (AXON 45), 101140 (AXON 45-S)
Rated line pull: 4,500 Lbs. (2041 kg) single-line
Motor: Motactor with 12V DC permanent magnet
Sealing: IP68-rated waterproof
Gear train: 3-stage planetary
Fasteners: All stainless steel
Rope: AXON 45: 50' x 1/4" (15m x 6.3mm) steel, AXON 45-S: 50' x 1/4" (15m x 6.3mm) Spydura synthetic
Hook: Black powder coat
Fairlead: AXON 45: Roller, AXON 45-S: Epic hawse fairlead
Primary control: Rockerbar digital control switch
Remote control: Digital corded remote
Brake: Mechanical Brake
Mechanical Warranty: Limited lifetime
Electrical Warranty: 3 year

DIMENSIONS



A 15.0" (381.8mm) C 5.19" (132mm)
 B 4.82" (122.5mm) D 5.02" (127.6mm)

Mounting bolt pattern: 3.0" x 6.59" (76.2mm x 167.4mm)

12V DC PERFORMANCE SPECS (first layer)

Line Pull	Line Speed	Motor	Pull by layer:
Lbs. (kg)	Ft./min. (M/min.)	Current	layer/Lbs. (kg)
0	16.3 (5.0)	33 amps	1/4500 (2041)
500 (227)	13.8 (4.2)	48 amps	2/3749 (1700)
1000 (454)	11.8 (3.6)	68 amps	3/3212 (1457)
1500 (680)	10.3 (3.1)	91 amps	4/2810 (1275)
2000 (907)	9.1 (2.8)	114 amps	
2500 (1134)	8.3 (2.5)	136 amps	
3000 (1361)	7.7 (2.4)	156 amps	
3500 (1588)	7.3 (2.2)	174 amps	
4000 (1814)	7.0 (2.1)	191 amps	
4500 (2041)	6.7 (2.0)	208 amps	



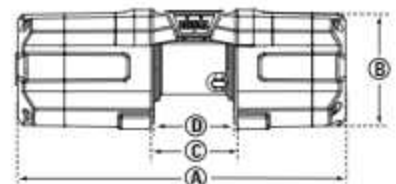
AXON 45RC (SHORT DRUM)

SPECIFICATIONS

Part number: 101240 (AXON 45RC)
Rated line pull: 4,500 Lbs. (2041 kg) single-line
Motor: Motactor with 12V DC permanent magnet
Sealing: IP68-rated waterproof
Gear train: 3-stage planetary
Fasteners: All stainless steel
Rope: AXON 45RC: 27' x 1/4" (8m x 6.3mm) Spydura synthetic
Hook: Black powder coat
Fairlead: AXON 45RC: Epic hawse fairlead
Primary control: Rockerbar digital control switch
Remote control: Digital corded remote
Brake: Mechanical Brake
Mechanical Warranty: Limited lifetime
Electrical Warranty: 3 year

Note: No rock sleeve on the 45RC synthetic rope.

DIMENSIONS



A 13.31" (338.1mm) C 3.47" (88.3mm)
 B 4.80" (122mm) D 3.30" (83.9mm)

Mounting bolt pattern: 3.0" x 4.87" (76.2mm x 123.7mm)

12V DC PERFORMANCE SPECS (first layer)

Line Pull	Line Speed	Motor	Pull by layer:
Lbs. (kg)	Ft./min. (M/min.)	Current	layer/Lbs. (kg)
0	16.3 (5.0)	28 amps	1/4500 (2041)
500 (227)	14.0 (4.3)	49 amps	2/3696 (1676)
1000 (454)	12.1 (3.7)	69 amps	3/3135 (1422)
1500 (680)	10.7 (3.2)	88 amps	4/2722 (1235)
2000 (907)	9.6 (2.9)	108 amps	
2500 (1134)	8.8 (2.7)	126 amps	
3000 (1361)	8.2 (2.5)	145 amps	
3500 (1588)	7.9 (2.4)	163 amps	
4000 (1814)	7.7 (2.3)	181 amps	
4500 (2041)	7.5 (2.3)	198 amps	

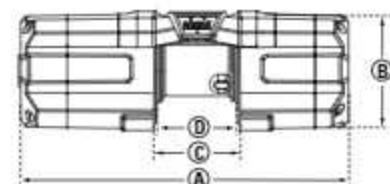


AXON 35 AND 35-S

SPECIFICATIONS

Part number: 101135 (AXON 35), 101130 (AXON 35-S)
Rated line pull: 3,500 Lbs. (1588 kg) single-line
Motor: Motactor with 12V DC permanent magnet
Sealing: IP68-rated waterproof
Gear train: 3-stage planetary
Fasteners: All stainless steel
Rope: AXON 35: 50' x 7/32" (15m x 6.3mm) steel, AXON 35-S: 50' x 3/16" (15m x 4.8mm) Spydura synthetic
Hook: Black powder coat
Fairlead: AXON 35: Roller, AXON 35-S: Epic hawse fairlead
Primary control: Rockerbar digital control switch with handlebar mount adaptor
Remote control: Sold separately
Brake: Mechanical Brake
Mechanical Warranty: Limited lifetime
Electrical Warranty: 3 year

DIMENSIONS



A 13.31" (338.1mm) C 3.47" (88.3mm)
 B 4.80" (122mm) D 3.30" (83.9mm)

Mounting bolt pattern: 3.0" x 4.87" (76.2mm x 123.7mm)

12V DC PERFORMANCE SPECS (first layer)

Line Pull	Line Speed	Motor	Pull by layer:
Lbs. (kg)	Ft./min. (M/min.)	Current	layer/Lbs. (kg)
0	20.2 (6.2)	35 amps	1/3500 (1588)
500 (227)	17.8 (5.4)	58 amps	2/2934 (1331)
1000 (454)	15.8 (4.8)	81 amps	3/2525 (1145)
1500 (680)	14.2 (4.3)	105 amps	4/2216 (1005)
2000 (907)	12.9 (3.9)	129 amps	5/1975 (896)
2500 (1134)	11.8 (3.6)	154 amps	
3000 (1361)	10.7 (3.2)	178 amps	
3500 (1588)	9.5 (2.9)	204 amps	





**WARN VRX POWERSPORTS WINCHES:
IF YOU USE IT FOR WORK, IS IT REALLY WORK?**

Whether the work comes first or last makes no difference, more durability is always a good thing. The best-in-class VRX elevates every feature of our standard-duty winch except the price. Not only is the VRX 100% waterproof, it also features a sturdy, all-metal drivetrain and end housing with an improved clutch design, increased capacity and class-leading motor technology. The result: a whole lot of get-the-job-done-ability.



WARN VRX

Impressive Lineup Takes Performance And Value To Levels Never Before Seen In A Powersports Winch

Whether you're on the job or on the trail, WARN VRX winches work as hard as you do thanks to all-metal construction, a clutch based on the legendary WARN 4WD hublock design, an ultra-durable all-metal gear train, and full IP68 waterproof sealing to take on the elements. VRX is available in 2,500, 3,500, and 4,500 lb. capacities and is perfect for a variety of vehicles and any job—big or small.

- Full IP68-rated waterproof sealing keeps the elements out
- Durable all-metal construction
- Robust new clutch design based on 70+ years of WARN 4WD hub lock know-how
- Black powder-coated finish for corrosion resistance
- Load-holding brake for great control
- Smooth and reliable all-metal three-stage planetary gear train
- Limited lifetime warranty (mechanical), 3 year warranty (electrical)

VRX 45 Controls

Includes dash-mounted control switch and corded remote.



VRX 35 Controls

Includes handlebar mini-rocker control switch. (Remote sold separately.)



VRX 25 Controls

Includes handlebar mini-rocker control switch. (Remote sold separately.)



VRX LINE-UP

101045 VRX 45

50' of 1/4" steel rope, roller fairlead, dash-mounted control switch, and corded remote

101040 VRX 45-S

50' of 1/4" synthetic rope, cast aluminum hawse fairlead, dash-mounted control switch, and corded remote

101035 VRX 35

50' of 7/32" steel rope, roller fairlead, and handlebar mini-rocker switch

101030 VRX 35-S

50' of 3/16" synthetic rope, cast aluminum hawse fairlead, and handlebar mini-rocker switch

101025 VRX 25

50' of 3/16" steel rope, roller fairlead, and handlebar mini-rocker switch

101020 VRX 25-S

50' of 3/16" synthetic rope, cast aluminum hawse fairlead, and handlebar mini-rocker switch



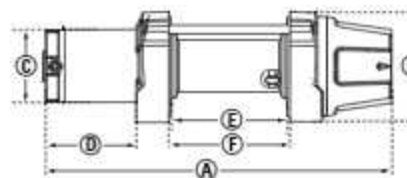


VRX 45 AND 45-S

SPECIFICATIONS

Part number: 101045 (VRX 45), 101040 (VRX 45-S)
Rated line pull: 4,500 Lbs. (2041 kg) single-line
Motor: 12V DC permanent magnet
Sealing: IP68-rated waterproof
Gear train: 3-stage planetary
Fasteners: All stainless steel
Rope: VRX 45: 50' x 1/4" (15m x 6.3mm) steel, VRX 45-S: 50' x 1/4" (15m x 6.3mm) synthetic
Hook: Zinc plated
Fairlead: VRX 45: Roller, VRX 45-S: Cast aluminum hawse
Primary control: Dash-mounted rocker
Remote control: Corded remote
Brake: Mechanical Brake
Mechanical Warranty: Limited lifetime
Electrical Warranty: 3 year

DIMENSIONS



A	14.96" (380.2mm)	D	3.99" (101.4mm)
B	4.74" (120.5mm)	E	5.02" (127.6mm)
C	3.15" (80 mm)	F	5.19" (132mm)

Mounting bolt pattern: 3.0" x 6.59" (76.2mm x 167.4mm)

12V DC PERFORMANCE SPECS (first layer)

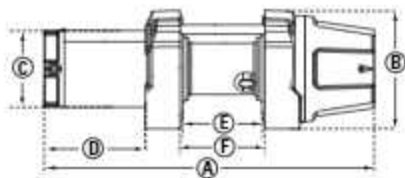
Line Pull Lbs. (kg)	Line Speed Ft./min. (M/min.)	Motor Current	Pull by layer: layer/Lbs. (kg)
0	16.2 (4.9)	20 amps	1/4500 (2041)
500 (227)	14.1 (4.3)	44 amps	2/3749 (1700)
1000 (454)	12.2 (3.7)	69 amps	3/3212 (1457)
1500 (680)	10.5 (3.2)	94 amps	4/2810 (1275)
2000 (907)	9.0 (2.7)	119 amps	
2500 (1134)	7.7 (2.3)	145 amps	
3000 (1361)	6.5 (2.0)	171 amps	
3500 (1588)	5.6 (1.7)	198 amps	
4000 (1814)	4.9 (1.5)	225 amps	
4500 (2041)	4.3 (1.3)	252 amps	

VRX 35 AND 35-S

SPECIFICATIONS

Part number: 101035 (VRX 35), 101030 (VRX 35-S)
Rated line pull: 3,500 Lbs. (1588 kg) single-line
Motor: 12V DC permanent magnet
Sealing: IP68-rated waterproof
Gear train: 3-stage planetary
Fasteners: All stainless steel
Rope: VRX 35: 50' x 7/32" (15m x 5.5mm) steel, VRX 35-S: 50' x 3/16" (15m x 4.8mm) synthetic
Hook: Zinc plated
Fairlead: VRX 35: Roller, VRX 35-S: Cast aluminum hawse
Primary control: Handlebar-mounted rocker switch
Remote control: Sold Separately
Brake: Mechanical Brake
Mechanical Warranty: Limited lifetime
Electrical Warranty: 3 year

DIMENSIONS



A	13.36" (339.4mm)	D	4.10" (104.3mm)
B	4.74" (120.5mm)	E	3.30" (83.9mm)
C	3.07" (78 mm)	F	3.48" (88.3mm)

Mounting bolt pattern: 3.0" x 4.87" (76.2mm x 123.7mm)

12V DC PERFORMANCE SPECS (first layer)

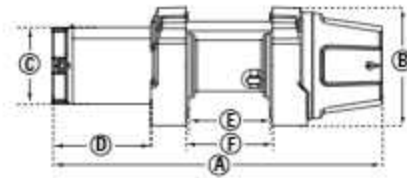
Line Pull Lbs. (kg)	Line Speed Ft./min. (M/min.)	Motor Current	Pull by layer: layer/Lbs. (kg)
0	15.8 (4.8)	20 amps	1/3500 (1588)
500 (227)	13.4 (4.1)	41 amps	2/2934 (1331)
1000 (454)	11.2 (3.4)	60 amps	3/2525 (1145)
1500 (680)	9.3 (2.8)	79 amps	4/2216 (1005)
2000 (907)	7.6 (2.3)	100 amps	5/1975 (896)
2500 (1134)	6.2 (1.9)	124 amps	
3000 (1361)	5.0 (1.5)	155 amps	
3500 (1588)	4.0 (1.2)	192 amps	

VRX 25 AND 25-S

SPECIFICATIONS

Part number: 101025 (VRX 25), 101020 (VRX 25-S)
Rated line pull: 2,500 Lbs. (1134 kg) single-line
Motor: 12V DC permanent magnet
Sealing: IP68-rated waterproof
Gear train: 3-stage planetary
Fasteners: All stainless steel
Rope: VRX 25: 50' x 3/16" (15m x 4.8mm) steel, VRX 25-S: 50' x 3/16" (15m x 4.8mm) synthetic
Hook: Zinc plated
Fairlead: VRX 25: Roller, VRX 25-S: Cast aluminum hawse
Primary control: Handlebar-mounted rocker switch
Remote control: Sold Separately
Brake: Mechanical Brake
Mechanical Warranty: Limited lifetime
Electrical Warranty: 3 year

DIMENSIONS



A	13.2" (335.3mm)	D	3.94" (100.2mm)
B	4.74" (120.5mm)	E	3.30" (83.9mm)
C	3.07" (78 mm)	F	3.48" (88.3mm)

Mounting bolt pattern: 3.0" x 4.87" (76.2mm x 123.7mm)

12V DC PERFORMANCE SPECS (first layer)

Line Pull Lbs. (kg)	Line Speed Ft./min. (M/min.)	Motor Current	Pull by layer: layer/Lbs. (kg)
0	17.5 (5.3)	20 amps	1/2500 (1134)
500 (227)	14.3 (4.3)	45 amps	2/2141 (971)
1000 (454)	12.0 (3.6)	71 amps	3/1872 (849)
1500 (680)	9.9 (3.0)	98 amps	4/1663 (754)
2000 (907)	8.0 (2.4)	128 amps	5/1496 (679)
2500 (1134)	6.8 (2.1)	159 amps	

Note: No rock sleeve on the VRX 25-S synthetic rope.



CHOOSING THE RIGHT WINCH: VRX VS. AXON

Whether it's a hard-working ATV or a dune-hopping UTV, different vehicles—and different tasks—require different winches. Warn offers its powersports winches in capacities ranging from 2,500 lbs. (1134 kg) all the way up to a massive 5,500 lbs. (2495 kg), with ultra-durable steel or lightweight, easy-to-handle synthetic rope.

But no matter which winch you choose, you'll get IP68-rated waterproofing to keep the water and elements out; all-metal construction for the ultimate in durability; a three-stage planetary gear train for smooth and reliable operation; and an easy-to-turn clutch dial based on decades of WARN 4WD hub-lock know-how.

PRODUCT LINE COMPARISON

FEATURES	VRX	AXON
Available capacities (lbs.)	2,500, 3,500, 4,500	3,500, 4,500, 5,500
Suitable Vehicles	ATVs and 2 person UTVs	Large ATVs and 2 person and 4 person UTVs
Anchoring System	Through-drum technology	Through-drum technology
Motor Type	Standard-duty permanent magnet	WARN patented Motactor – integrated high-performance motor and contactor
Contactors	External, remotely mounted contactor	WARN patented Motactor – integrated high-performance motor and contactor
Remote Control	VRX 25 – handlebar switch VRX 35 – handlebar switch VRX 45 – dash rocker and wired remote	AXON 35 – Rockerbar digital control switch and handlebar mount adaptor AXON 45 – Rockerbar digital control switch and digital wired remote AXON 55 – Rockerbar digital control switch and digital wired remote
Performance Sensors	None	Actively monitors winch load, temperature, and vehicle battery condition
Clutch Mechanism	Hub-lock based, easy-grip, protected clutch design	Hub-lock based, easy-grip, protected clutch design
Wiring	4 - + G -, battery to contactor, contactor to winch	2 - +G-, battery to winch
Synthetic Rope	Standard-duty synthetic rope	Spydura synthetic rope
Hawse Fairlead	Cast aluminum hawse	Epic premium aluminum hawse
Brake system	Integrated compact spring brake	Integrated compact spring brake
Winch structural bracing	Tie rods	Tie plate
Final point of assembly	WARN facility in Oregon, USA	WARN facility in Oregon, USA
Sealing	IP68	IP68
Corrosion resistance	240 hour salt spray	408 hour salt spray
Fasteners	All stainless steel	All stainless steel
Warranty Mechanical	Limited Lifetime	Limited lifetime
Warranty Electrical	3 years	3 years



STEEL VS. SYNTHETIC WINCH ROPE.

WARN AXON and VRX winches are available with either steel rope or synthetic rope. But which one is right for you? Let's look at some of the features and benefits of both.

Steel rope is extremely durable, abrasion resistant, and is good for utility applications where the line may contact objects like stumps, rocks, and other things that rub against the rope. Of course it's still a good choice for vehicle recovery, and has been used for decades by enthusiasts and workers alike. However, steel rope is heavier and less flexible than synthetic line. Steel rope is less expensive than synthetic rope.

Synthetic rope is strong, lightweight, easy to handle, and it'll even float on water making it great for vehicle recovery. Synthetic rope is more prone to damage by abrasion, and requires the use of the included abrasion sleeve when the rope comes into contact with an object. Additionally, synthetic rope should be inspected regularly for ultraviolet (UV) wear and is more expensive than steel rope. However, it's a great choice for those who are looking to keep weight down, push the limits with their vehicle, and use the winch frequently.

WINCH SPECIFICATIONS: AXON VS. VRX

	VRX 25 VRX 26-S	VRX 35 VRX 36-S	VRX 45 VRX 46-S	AXON 35 AXON 36-S	AXON 45 AXON 46-S AXON 45RC	AXON 55 AXON 56-S
Pulling Capacity	2,500 lbs	3,500 lbs	4,500 lbs	3,500 lbs	4,500 lbs	5,500 lbs
Finish	Semi-gloss black powdercoat	Semi-gloss black powdercoat	Semi-gloss black powdercoat	Satin black powder coat	Satin black powder coat	Satin black powder coat
Mechanical Warranty	Limited lifetime	Limited lifetime	Limited lifetime	Limited lifetime	Limited lifetime	Limited lifetime
Electrical Warranty	3 year	3 year	3 year	3 year	3 year	3 year
Weight	VRX 25 - 17.3 lbs VRX 25-S - 14.7 lbs	VRX 35 - 18.8 lbs VRX 35-S - 15.1 lbs	VRX 45 - 21.7 lbs VRX 45-S - 17.0 lbs	AXON 35 - 23.3 lbs AXON 35-S - 19.7 lbs	AXON 45 - 25.8 lbs AXON 45-S - 21.1 lbs AXON 45RC - 20.0 lbs	AXON 55 - 25.8 lbs AXON 55-S - 21.1 lbs
Winch Dimensions (WxDxH)	13.1" x 4.7" x 4.7"	13.4" x 4.7" x 4.7"	15.0" x 4.7" x 4.7"	13.3" x 4.6" x 4.8"	AXON 45, 45-S - 15.0" x 4.6" x 4.8" AXON 45RC - 13.3" x 4.6" x 4.8"	15.0" x 4.6" x 4.8"
Mounting pattern	3.0" x 4.87"	3.0" x 4.87"	3.0" x 6.59"	3.0" x 4.87"	AXON 45, 45-S - 3.0" x 6.59" AXON 45RC - 3.0" x 4.87"	3.0" x 6.59"
Rope type	VRX 25 - 3/16" x 50' wire VRX 25-S - 3/16" x 50' synthetic rope	VRX 35 - 7/32" x 50' wire VRX 35-S - 3/16" x 50' synthetic rope	VRX 45 - 1/4" x 50' wire VRX 45-S - 1/4" x 50' synthetic rope	AXON 35 - 7/32" x 50' wire AXON 35-S - 3/16" x 50' Spydura synthetic rope	AXON 45 - 1/4" x 50' wire AXON 45-S - 1/4" x 50' Spydura synthetic rope AXON 45RC - 1/4" x 27' Spydura synthetic rope	AXON 55 - 1/4" x 50' wire AXON 55-S - 1/4" x 50' Spydura synthetic rope
Winch Structural Bracing	Zinc plated tie-rods	Zinc plated tie-rods	Zinc plated tie-rods	Tie plate	Tie plate	Tie plate
Hook	Zinc plated	Zinc plated	Zinc plated	Black powder coat	Black powder coat	Black powder coat
Fairlead	VRX 25 - Roller VRX 25-S - Cast aluminum hawse	VRX 35 - Roller VRX 35-S - Cast aluminum hawse	VRX 45 - Roller VRX 45-S - Cast aluminum hawse	AXON 35 - Roller AXON 35-S - EPIC Premium Hawse Fairlead	AXON 45 - Roller AXON 45-S, 45RC - EPIC Premium Hawse Fairlead	AXON 55 - Roller AXON 55-S - EPIC Premium Hawse Fairlead
Clutch	Hub-lock based, easy-grip, recessed clutch design	Hub-lock based, easy-grip, recessed clutch design	Hub-lock based, easy-grip, recessed clutch design	Hub-lock based, easy-grip, recessed clutch design	Hub-lock based, easy-grip, recessed clutch	Hub-lock based, easy-grip, recessed clutch
Winch Controls	Handlebar mini-rocker	Handlebar mini-rocker	Dash-mounted rocker Wired remote	Rockerbar digital control switch and handlebar mount adaptor	Rockerbar digital control switch and digital wired remote	Rockerbar digital control switch and digital wired remote
Fasteners	All stainless steel	All stainless steel	All stainless steel	All stainless steel	All stainless steel	All stainless steel
Gears	Powdered metal	Powdered metal	Powdered metal with bushings	Powdered metal	Heat treated powdered metal with bushings	Heat treated powdered metal with bushings
Geartrain	3-stage planetary	3-stage planetary	3-stage planetary	3-stage planetary	3-stage planetary	3-stage planetary
Gear ratio	153:1	153:1	198:1	168:1	239:1	239:1
Brake	Integrated compact spring brake	Integrated compact spring brake	Integrated compact spring brake	Integrated compact spring brake	Integrated compact spring brake	Integrated compact spring brake
End housing	Die-cast aluminum	Die-cast aluminum	Die-cast aluminum	Die-cast aluminum	Die-cast aluminum	Die-cast aluminum
Durability	1100+ cycles	1100+ cycles	1100+ cycles	1100+ cycles	1100+ cycles	1100+ cycles
Corrosion resistance	240 hour salt spray	240 hour salt spray	240 hour salt spray	408 hour salt spray	408 hour salt spray	408 hour salt spray
Sealing	IP68	IP68	IP68	IP68	IP68	IP68
No Load Line Speed	17.5 ft/min	15.8 ft/min	16.2 ft/min	20.2 ft/min	16.3 ft/min	15.8 ft/min
Full Load Line Speed	6.8 ft/min	4.0 ft/min	4.3 ft/min	9.5 ft/min	AXON 45, 45-S - 6.7 ft/min AXON 45RC - 7.5 ft/min	4.8 ft/min
No Load Current Draw	20 A	20 A	20 A	35 A	AXON 45, 45-S - 33 A AXON 45RC - 28 A	28 A
Full Load Current Draw	159 A	192 A	252 A	204 A	AXON 45, 45-S - 208 A AXON 45RC - 198 A	254 A

WINCH MOUNTING SYSTEMS FOR ATVS AND UTVS

WARN mounting systems are made to withstand the rigors of winching and the incredible forces that come with it. Plus, they have that just-right fit because they're designed and built with precision. Laser cut to the vehicle's exact dimensions, shaped on a computer controlled press brake, and robotically welded for consistent results. **For older models, please see warn.com.**



106720 2019-21 Kawasaki Mule Pro MX plow mount kit



102102 2020 Kawasaki TERYX KRX 1000 - mounting kit
106576 2020 Kawasaki TERYX KRX 1000 - plow mount kit



106204 2020 Polaris RZR Pro XP - mounting kit

WARN BUMPERS FOR UTVS PROTECTION AND A BOLD, CUSTOMIZED LOOK

WARN Bumpers are designed, engineered, and built tough because we know they'll be pushed to their limits. Made to fit your UTV and your lifestyle, these bumpers have the off-road durability you want and the rugged functionality you need. Made from ultra-strong steel and wrapped in a durable corrosion-resistant powder-coated finish, these bumpers not only stand up to 408 hour salt spray testing, but they'll stand up to the most extreme recovery duty, thanks to an integrated winch mount.

- Angled design sits high to maintain maximum ground clearance and approach angles
- Winch ready – accepts the AXON and VRX models
- Integrated light port to mount auxiliary lights
- Welded recovery points ready for D-shackles
- Durable black textured powder coat over steel construction
- Bumper accommodates oversize tires
- Easy to install—Pre-drilled bolt holes and cutouts make it easy to mount a WARN winch, even after bumper install



106612 2020 Kawasaki TERYX KRX 1000



106308 2020 Polaris RZR Pro XP



101712 2018-19 Yamaha Wolverine



104300 2018 Honda Talon



103420 2018-19 Polaris RZR XP Turbo S



101698 2016-19 Honda Pioneer 700



101702 2015-19 Polaris RZR 900





WIRELESS RECEIVER

USE YOUR PHONE TO CONTROL YOUR WINCH



HUB WIRELESS RECEIVER SMART-DEVICE-ENABLED WINCH CONTROLLER

This state-of-the-art wireless control system allows you to operate your powersports winch using the Bluetooth connection on your smart device. The IP68 waterproof HUB Wireless Receiver connects to your winch, and then our free custom-developed app for either iOS or Android communicates with the receiver via Bluetooth signal. Your smart device will be able to operate the winch from up to 100' away and monitor your vehicle's battery voltage. AXON versions will also let you observe the winch's load and motor temperature so you know exactly what's going on during a recovery.

- Control your WARN AXON, VRX, ProVantage, and Vantage winch wirelessly from up to 100' away using the Bluetooth connection on your smart device and our free app
- Easy plug-and-play setup
- When paired, HUB lets you control your winch and provides voltage info. AXON winches also display load and motor temperature information
- VRX, ProVantage, and Vantage versions are wired directly to the winch's contactor
- Mounts to any tube or flat surface with built-in mounting features
- Multi-color LED indicates receiver status
- Rugged construction features fully potted and IP68 sealed electronics
- VRX, ProVantage, and Vantage versions include 6' wiring harness allowing receiver to be mounted up under the hood for security.



For AXON winches
103940

For WARN VRX, ProVantage, Vantage, or other brands of contactor-controlled winches
103950



EPIC TRAIL GEAR FOR YOUR RIG

You've got your winch and your recovery kit, but what else? The new line of Epic Trail Gear tactical bags features Integrated MOLLE compatible PALS webbing that attaches directly and securely to your off-road vehicles and lets you customize the way you store, and access, the things you need.

STORAGE BAGS

Available in multiple configurations for a variety of locations, these bags are UV-stable, weather-resistant, and built tough with marine-grade vinyl, premium zippers, straps, and fabrics.



STANDARD-DUTY ROLL BAR FIRE EXTINGUISHER HOLDER

Securely holds 1 lb., 2.5 lb., and 5 lb. extinguishers with three hook-and-loop straps
102656



PREMIUM ROLL BAR FIRE EXTINGUISHER HOLDER

Equipped with stretch material to securely hold and protect extinguisher. Accommodates 2.5 lb. units
102657

PASSENGER GRAB HANDLE BAG

Attaches to passenger-side grab handle
102646 Slim
102644 Full-Size



TRIANGLE BAG

Attaches to triangular section on roll bars
102649



MOLLE STORAGE BAG

Attaches to any MOLLE system
102648



ROLL BAR CYLINDER BAG

Attaches to vehicle's roll bar with heavy-duty nylon straps

102652 Large
102651 Medium



MULTI-MOUNT PORTABLE WINCH SYSTEM FOR ATVS AND UTVS

If your ATV or UTV has a 1 1/4" or 2" Class I front or rear receiver, then the Multi-Mount carrier is a versatile way to mount a WARN winch. Plus, it allows you to quickly remove the winch whenever you want.

The Multi-Mount works by simply bolting a WARN winch to the carrier, installing the Quick Connect wiring kit, and inserting the carrier into the receiver.



HOW TO ORDER



ATV WITH A 1 1/4" RECEIVER:

1. Choose a VRX 25 or VRX 35 winch.
2. Winch carrier designed to fit 1 1/4" receiver **70925**
3. 50 amp Quick Connect wiring kit for both front and back of vehicle. Includes 20" winch lead, 48" front battery lead and 96" rear battery lead **70918**

UTV WITH A 1 1/4" RECEIVER:

1. Choose a VRX 25 or VRX 35 winch.
2. Winch carrier designed to fit 1 1/4" receiver **70925**
3. 50 amp Quick Connect wiring kit for both front and back of vehicle. Includes 20" winch lead, 48" front battery lead, and 120" rear battery lead **70928**

ATV WITH A 2" RECEIVER:

1. Choose a VRX 25 or VRX 35 winch.
2. Winch carrier designed to fit 2" receiver **70917**
3. 50 amp Quick Connect wiring kit for both front and back of vehicle. Includes 20" winch lead, 48" front battery lead, and 120" rear battery lead **70928**

UTV WITH A 2" RECEIVER:

1. Choose a VRX 45 winch.
2. Winch carrier designed to fit 2" receiver **70919**
3. 175 amp Quick Connect wiring kit for both front and back of vehicle. Includes 20" winch lead, 48" front battery lead, and 120" rear battery lead **70920**

MULTI-MOUNT ACCESSORIES AND REPLACEMENT PARTS

POWER LEADS WITH QUICK CONNECT PLUG

50 amp—for use with Powersports winches, 3500 lbs. capacity and less

- 20" winch lead **70939**
- 48" battery lead **72886**
- 96" battery lead **72888**
- 120" battery lead **70927**
- Quick Connect plugs only **22681**

175 amp—for use with Powersports winches 4,000 lbs. capacity and higher

- 28" winch lead **36080**
- 48" battery lead **70926**
- 90" battery lead **106077**
- 120" battery lead **70717**
- Quick Connect plugs only **22680**

STEEL RECEIVER SHACKLE BRACKET

Utilizes a 1 1/4" Class I receiver as a recovery or pulling point.

62041
(Includes bracket, hitch pin and shackle).

88998 (Shackle only) For 2" receivers use **29312**

Hitch Cover
For 2" receiver (black rubber). **37509**

Dust Caps For Quick Connect Plugs
60917 for 50 amp plugs.
69847 for 175 amp plugs.



EPIC HAWSE FAIRLEADS

Constructed of forged billet aluminum with a hard anodized gunmetal finish. Designed with a large opening radius to help minimize rope wear. For use with synthetic rope only.

Epic Hawse Fairlead (short), replacement for AXON 35 and 45RC, upgrade for VRX 25 and 35, ProVantage 2500 and 3500, and Vantage 2000 and 3000 winch lines. **100967**

Epic Hawse Fairlead (long), replacement for AXON 45 and 55, upgrade for VRX 45, ProVantage 4500, and Vantage 4000 winch lines. **100968**



REPLACEMENT HAWSE FAIRLEADS

Designed to be used with synthetic rope, and to decrease the possibility of fraying. Replacements available for VRX, ProVantage and Vantage powersports winches.

Replacement fairlead for Vantage 4000-S. Cast aluminum construction with durable black powdercoat finish. 7.37" wide. **94244**

Replacement fairlead for Vantage 2000-S and 3000-S. Cast aluminum construction with durable black powdercoat finish. 6.25" wide. **94242**

ROLLER FAIRLEAD

Reduces excessive wear on your winch rope and aids in angled pulls.



Replacement for VRX 25, and Vantage 2000 and 3000 **28929**

Replacement for VRX 35 and AXON 35 **100965**

Replacement for VRX 45, AXON 45 and 55, Vantage 4000 **100966**

Replacement for ProVantage 2500 and 3500 **69373**

Replacement for ProVantage 4500 **82550**

REPLACEMENT ROPE FOR POWERSPORTS WINCHES

Strong, lightweight, and easy-to-handle synthetic, or durable long lasting steel winch rope. Available in a variety of lengths and diameters. Synthetic ropes include sliding wear sleeve.

WINCH MODEL	PART NUMBER	ROPE INFORMATION		ROPE PART NUMBERS	
		LENGTH	DIAMETER	WIRE	SYNTHETIC
ProVantage 2500	90250	50' (15.2m)	3/16" (4.8 mm)	60076	
ProVantage 2500-s	90251	50' (15.2m)	3/16" (4.8 mm)		72128
ProVantage 3500	90350	50' (15.2m)	3/16" (4.8 mm)	60076	
ProVantage 3500-s	90351	50' (15.2m)	3/16" (4.8 mm)		72128
ProVantage 4500	90450	55' (16.8m)	7/32" (5.6 mm)	68851	
ProVantage 4500-s	90451	55' (16.8m)	7/32" (5.6 mm)		77835
Vantage 2000	89020	50' (15.2m)	5/32" (3.9 mm)	69336	
Vantage 2000-s	89021	50' (15.2m)	5/32" (3.9 mm)		72495
Vantage 3000	89030	50' (15.2m)	3/16" (4.8 mm)	60076	
Vantage 3000-s	89031	50' (15.2m)	3/16" (4.8 mm)		72128
Vantage 4000	89040	55' (16.8m)	7/32" (5.6 mm)	68851	
Vantage 4000-s	89041	55' (16.8m)	7/32" (5.6 mm)		77835
VRX 25	101025	50' (15.2m)	3/16" (4.8 mm)	60076	
VRX 25-S	101020	50' (15.2m)	3/16" (4.8 mm)		72128
VRX 35	101035	50' (15.2m)	7/32" (5.6 mm)	100972	
VRX 35-S	101030	50' (15.2m)	3/16" (4.8 mm)		72128
VRX 45	101045	50' (15.2m)	1/4" (6.35mm)	100973	
VRX 45-S	101040	50' (15.2m)	1/4" (6.35mm)		100975
AXON 35	101135	50' (15.2m)	7/32" (5.6 mm)	100972	
AXON 35-S	101130	50' (15.2m)	3/16" (4.8 mm)		72128
AXON 45	101145	50' (15.2m)	1/4" (6.35mm)	100973	
AXON 45-S	101140	50' (15.2m)	1/4" (6.35mm)		100975
AXON 45RC	101240	27' (8.23m)	1/4" (6.35mm)		100976
AXON 55	101155	50' (15.2m)	1/4" (6.35mm)	100973	
AXON 55-S	101150	50' (15.2m)	1/4" (6.35mm)		100975



SYNTHETIC ROPE CONVERSION KITS

For use with WARN Powersports winches with aluminum drums. All kits include synthetic rope, rock guard sleeve and fairlead.

Epic Hawse Fairlead (short) and 50' of Spydura synthetic rope for AXON 35 and 45RC, upgrade for VRX 25 and 35, ProVantage 2500 and 3500, and Vantage 2000 and 3000 winch lines. **100969**

Epic Hawse Fairlead (long) and 50' of Spydura synthetic rope for AXON 45 and 55, upgrade for VRX 45, ProVantage 4500, and Vantage 4000 winch lines. **100970**

For ProVantage 2500 and 3500, Vantage 2000 and 3000. Includes 50' of 3/16" diam. rope with roller fairlead **72128**

77835 For ProVantage 4500, and Vantage 4000. Includes 50' of 7/32" diam. rope with roller fairlead

SYNTHETIC ROPE EXTENSION

Includes lightweight 1/4" diameter rope, which attaches to the winch cable for an additional 50' of distance. 4,000 lb. single line capacity.

69069



WARN EPIC ACCESSORIES

Featuring a WARN-exclusive 12-stage coating process, utilizing e-coat and powder coatings, these market-leading accessories deliver visual appeal, improved impact-resistance, and a longer wear cycle than standard winch accessories.

EPIC TREE TRUNK PROTECTOR

The WARN Epic Tree Trunk Protector is designed to help protect a live tree from damage during winching operations and self-recovery situations. The strap is constructed of premium quality nylon with an encased red warning marker to indicate damaged webbing. Plus, end loops are reinforced with durable ring connectors and e-coated and powder coated for premium protection against wear and abrasion. The 1" x 8' Tree Trunk Protector is rated to 7,200 lbs.

1" x 8' (2.5cm x 2.4m) Rated to 7,200 lbs. (3266 kg) **92094**



EPIC SHACKLE

The Epic Shackle provides a means for connecting the looped ends of cables, straps, and snatch blocks. The shackle's pin is threaded to allow easy removal. Rated for 5,000 lb. capacity winches and under.

1/2" (12.7mm) shackle with 5/8" (15.9mm) pin diameter For 5,000 lb. (2268 kg) capacity winches and under **92092**



EPIC WINCH HOOK

The WARN Epic Winch Hook provides maximum protection and reliability against wear and abrasion. It's also been uniquely designed with a built-in beverage opener. The hook is rated for 5,000 lb. capacity winches and under.

For 5,000 lb. (2268 kg) capacity winches and under **92089**



EPIC SNATCH BLOCK

Able to accept both wire and synthetic rope, the Epic Snatch Block is reliable, durable, and ready for action. When used properly, the multi-purpose snatch block can double the pulling power of any winch or change your pulling direction without damaging the rope. It also helps to reduce heat buildup and amp draw during recovery. Rated for 5,500 lb. winch capacities and under.

Rated for 5,500 lbs. (2495 kg) winch capacity and under **92097**



TOOL ROLL RECOVERY KIT

This compact recovery kit offers must-have Powersports winching accessories in one convenient tool roll. The kit includes:

- A tool roll, two 1/2" (12.7mm) shackles, a tree strap, and winching gloves
- The tool roll is constructed of durable ballistic nylon with secure hook-and-loop enclosure that firmly attaches to ATV racks or Side x Side roll bars
- Includes additional storage space for other accessories and tools
- Tool roll doubles as a winch line damper for increased safety during recovery

99901



LIGHT DUTY WINCHING ACCESSORY KIT

Double your pulling power, change your pulling direction, and keep your winch in proper working order. Accessory Kit includes 1/2" (12.7mm) shackle, 9,000 lbs. (4082 kg) maximum capacity snatch block, and two 1" x 8' (25.4mm x 2.4m) tree trunk protectors and WARN winching gloves. It all comes in a heavyweight denier carry bag. **88915**



TREE TRUNK PROTECTOR

1" x 8' (25mm x 2.4m) load strap. Rated to 6,400 lbs. (2903 kg) **88896**

SNATCH BLOCK

Assists in double-lined and angled pulls. Rated for 4,500 lb. (2041 kg) winches and under. **88898**



SHACKLE

For 4,500 lbs. (2041 kg) capacity winches and under. 1/2" (12.7mm) shackle with 5/8" (15.9mm) diameter pin. **88998**



WINCH HOOK BUMP STOP FOR POWERSPORTS WINCHES

- Extends the life of your WARN winch
- Prevents winch hook from bottoming out
- Prolongs hook and winch life
- Split design for easy installation
- Rubber construction

99944



REPLACEMENT CONTACTORS



Standard Duty Contactor
For VRX 2500, 2500-S, 3500, 3500-S, 4500, and 4500-S **100995**



Heavy Duty Contactor
For VRX, ProVantage, and Vantage 4000/4000-S **107568**



Replacement Contactor
For Vantage 3000, Vantage 3000-S, Vantage 2000, Vantage 2000-S **89564**

RECEIVER SHACKLE BRACKET

Utilizes a 1 1/4" Class I receiver as a recovery or pulling point.

Includes bracket, hitch pin and shackle. **62041**
Shackle only. **88998**



ILLUMINATED DASH ROCKER SWITCH KIT

Illuminated dash-mounted switch is designed to operate your WARN winch. Kit includes illuminated dash-mounted switch, socket for corded remote, and all required wiring.

99897



WINCH HOOK AND STRAP

AXON replacement hook and strap **89541**

VRX replacement hook and strap **39557**



REMOTE CONTROL REPLACEMENT AND UPGRADE KIT

64259 Everything needed to add a hand-held remote control to your Vantage, ProVantage, and VRX winches. Includes remote control, socket, and wiring.

64849 Replacement remote only. For Vantage, ProVantage, and VRX winches. Works with PN 64259 and PN 99897.

100963 Everything needed to add a hand-held remote control to your AXON winch. Includes remote control, socket, and wiring.

100964 Replacement remote only. For AXON winches only.

100962 Replacement dash switch. For AXON winches only.

107491 Replacement handlebar switch. For VRX winches only.

89587 Replacement dash rocker switch. For Vantage and ProVantage winches only.



WIRELESS CONTROL SYSTEM

• Control your winch from up to 50' away

• Easy plug-and-play installation

• Sealed for protection against the elements

• Activation sequence guards against accidental power-ups

• Kit includes wireless transmitter, receiver, holster, lanyard and mounting hardware

90288 For Powersports Winches. Works with WARN ProVantage, Vantage, and VRX winches.





WARN PLOWS FOR ATVs AND UTVs: WHEN PUSH COMES TO SHOVE, GET THE PROVANTAGE

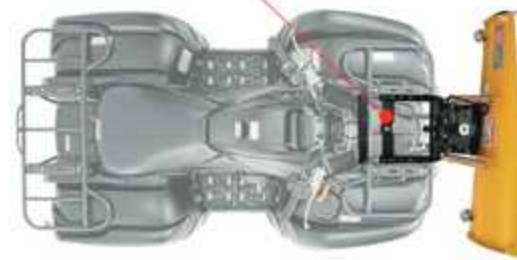
Whether you're plowing a 1/4-mile driveway in the winter or pushing around dirt in the summer, WARN plows get the job done. For ATVs, the WARN ProVantage Plow System offers exceptional control, and outstanding durability—plus the choice of a front or center mounting option. We now also offer an All-In-One plow system for those looking for an easy to install system in one box. UTV owners can equip gear-up with the WARN ProVantage Plow System featuring rapid front connection, durable construction, and top quality engineering. A variety of useful, innovative accessories make it the most complete plow system that money can buy.



WARN PROVANTAGE PLOW SYSTEM FOR ATVS

HIGH PERFORMANCE, EXCEPTIONAL CONTROL, AND OUTSTANDING DURABILITY

The stable, wide plow bases and durable, extra-large plow skids deliver exceptional performance.



CHOICE OF FRONT OR CENTER MOUNT DESIGN



Long-lasting, large diameter pivot assemblies rotate the blade smoothly, precisely, and reliably, for years of service.

The plow blade trips forward when striking an immovable object, helping protect the plow assembly from damage.

Plows lift up high to clear the tallest curbs.



The blade can be optimized for varying conditions with an adjustable attack angle and spring tension system.

A special low-friction powder-coated finish helps keep material off the blade.

Made from thick-gauge steel with reinforcing ribs, a center cross member, and a sturdy boxed design.



Tall blade heights push more snow.

HOW TO ORDER:

- 1 CHOOSE YOUR ATV PLOW BLADE**
Straight or tapered blade, in a variety of sizes.



- 2 CHOOSE YOUR ATV PLOW BASE**
Front or center-mount.




- 3 ORDER YOUR ATV PLOW MOUNTING PLATE**
Mounting plates vary by ATV make and model (see app chart for part number). Or use the Universal Plow Mount [91810](#)



- 4 CHOOSE YOUR PLOW BLADE RAISING MECHANISM**
Winch or ProVantage Plow Lift.



PROVANTAGE FRONT-MOUNT ATV PLOW SYSTEM



FRONT-CONNECTION ADVANTAGES:

- Easy-on, easy-off rapid connection system is located at the front of the vehicle-no need to crawl under the ATV
- No need to remove mount during non-plowing seasons; no reduction in ground clearance
- Front-mount systems offer the highest blade lifting capability



PROVANTAGE DUMP BUCKET

Turns your ProVantage plow blade into a versatile bucket loader. Features include 200 lb. capacity, ability to move up to five cubic feet of material, a 60° dump angle, and sturdy 14 gauge steel construction. Quick-release and re-set from the driver's seat. Not for use with center mount or tapered blades.

- PN 84133 50" bucket conversion
- PN 83133 54" bucket conversion
- PN 85133 60" bucket conversion



- ① **Straight Plow Blade***
78950 50" Blade
78954 54" Blade
78960 60" Blade
- ② **Plow Base/Push Tube Assembly (front mount)**
92100
- ③ **Plow mounting kit**
See application charts for part numbers
- ④ **WARN winch**
(Optional. Choose from winch or Plow Lift)
- ⑤ **Plow HD Mounting**
(Optional part. Increase the durability of your mounting points)
85243 (Standard mount)
85244 (Offset mount)
- ⑥ **Plow HD Wear Bar**
(Optional. Wear-form steel construction lasts up to 30% longer)
84054 54"
84060 60"
- ⑦ **Blade Side Wall**
(Optional. For tapered blade. Control snow run off)
80607
- ⑧ **Plow Markers**
(Optional. 2' high antenna)
67679
** Tapered blade is also compatible with the front-mount system:
80954 (54"),
80960 (60")*

PROVANTAGE CENTER-MOUNT ATV PLOW SYSTEM



CENTER-CONNECTION ADVANTAGES:

- Center-mount adds rigidity and extra stability to the ATV during plowing operations
- Designed for high ground clearance and quick installation or removal



- ① **Straight Plow Blade***
78950 50" Blade
78954 54" Blade
78960 60" Blade
- ② **Plow Base/Push Tube Assembly (center mount)**
78100
- ③ **Plow mounting kit**
See application charts for part numbers
- ④ **WARN winch**
(Optional. Choose from winch or Plow Lift)
- ⑤ **Plow Pulley**
(Optional. Provides better control of plow blade by doubling the lifting advantage)
84526
- ⑥ **Snow Control Flap**
(Optional. Controls snow kick back)
67870
- ⑦ **Plow HD Wear Bar**
(Optional. Wear-form steel construction lasts up to 30% longer)
84050 (50")
84054 (54")
84060 (60")
- ⑧ **Blade Side Wall**
(Optional. For straight blade. Control snow run off)
80607
- ⑨ **Plow Markers**
(Optional. 2' high antenna)
67679
** Tapered blade is also compatible with the center-mount system:
80954 (54"), 80960 (60")*

ATV ALL-IN-ONE PLOW SYSTEM

ONE PART NUMBER, ONE GREAT VALUE

This fully integrated plow system includes everything you need to get your ATV ready to move some material. Ideal for occasional, light-duty work, the universal kit fits about 90%* of ATVs on the market and comes with a mounting plate, push tubes, and blade in one package. Whether it's snow, mulch, sand, or dirt, this versatile plow system is ready to get to work.

- Complete easy-to-install system in one box (winch/plow lift sold separately)
- 5 position blade angle
- Round tube steel chassis
- 48" blade, push tubes and universal under body plow mount
- Includes plow gravel skids
- Blade can be lifted with winch or ProVantage Plow Lift (PN 84600)

*This product is designed to fit most vehicles, however, Warn does not guarantee vehicle fitment for all vehicles.

106080



PROVANTAGE UTV PLOW SYSTEM

Rapid Connection, Durable Construction, and Top Quality

Get your UTV ready for plowing with the WARN ProVantage Plow System. The system has been engineered from the ground up and extensively tested to give the product years of service, so you and your vehicle can plow season after season.

The ProVantage UTV Plow System has the same rapid connection system as the ATV system, but it uses a big UTV specific plow blade to move material. Just add the UTV plow base, a winch, pick your accessories of choice, and you're ready to get to work.



TO BUILD YOUR SYSTEM, YOU WILL NEED THESE FOUR PARTS:

- 1 72" Straight Plow Blade 79958
66" Straight Plow Blade 90695
- 2 Plow Base/Push Tube Assembly (includes pulley kit) 79805
- 3 Plow mounting kit
See application charts for part numbers
- 4 WARN winch

Optional Accessories and Upgrades For Your UTV Plow System

Plow Markers
2' high antenna
67679

Blade Side Wall
Control snow run off
80607



Plow Lift Rope
8' of durable synthetic rope. Temporarily replaces your wire rope for plow season and saves wear and tear
68560



Plow HD Skids
• Wear-form steel construction
Outlast standard skids by up to 30%
85368 (for 72" blade)

Standard Skids
• Replacement part.
80475

Plow Slack Control

- Extend the life of your plow system and winch rope
- Eliminates winch overrun when lowering the plow (also corrects cable tangles)

85888 (for UTV)



Plow Limit Control
• Extends plow system life
• Protects your vehicle from impact and stops "over raised" conditions Allows you to fine tune system for a variety of stop positions
85950 (for UTV)



Plow HD Wear Bar
• Wear-form steel construction
• Lasts up to 30% longer than standard wear bars
85287 (72")

Steel Wear Bar
Replacement part for standard steel wear bar
72047 (72")



Roller Fairlead For Plow Lifting
Larger diameter roller reduces wear on rope
82550 (fits WARN winches 4000-4500 lbs)



**WARN UTILITY PRODUCTS:
BECAUSE SOME OF US HAVE TO WORK**

Unfortunately, there's more to life than fishing and hunting and 4-wheeling on the weekends. That's why we make products that save time and labor, making it possible for one to do the work of two, or more. At Warn Industries we work hard so our customers can work smart.



WARN CORDED PULLZALL

Portable Lifting And Pulling Tool

- Lifts or pulls up to 1,000 lbs. (454 kg)
- Replaces old-fashioned come-a-longs and chainfalls
- AC version perfect for use where power is available

When you're in the shop and have access to a power source, just plug in PullzAll and let it help you tackle those labor-intensive chores. Move heavy machinery. Hoist an engine block. Lift a load precisely into place, then nail it, weld it, whatever it. You think up the task, and PullzAll revolutionizes the amount of work one person can do.

885000 (120V)
885001 (120V CSA)

WARN CORDLESS PULLZALL

DC Powered Lifting And Pulling Tool

- Lifts or pulls up to 1,000 lbs. (454 kg)
- Cordless 24V version is great for use in the field
- Includes two rechargeable battery packs (with charger)

When work takes you to more remote locations, bring the mechanical muscle of the portable, cordless PullzAll with you. From tough tasks like pulling pipe to stretching wire fence, you'll come to count on PullzAll to get the job done quickly and effortlessly. Comes with two batteries.

885005



SPECIFICATIONS

Switch: Forward/reverse	Brake: Dynamic
Trigger: Variable speed	Steel rope: 7/32" X 15' (6mm X 4.6m)
Power: AC 120V / 230V	Weight: 15 lbs. (6.8 kg)
Wattage: 1200w	Dimensions: 20" L x 12.50" W x 13.25" H. (50m L x .31m W x .33m H.)
Load indicator: Electronic, with LED	
Clutch: None	

SPECIFICATIONS

Switch: Forward/reverse	Clutch: None
Trigger: Variable speed	Brake: Dynamic
Power: 24 volt DC	Steel rope: 7/32" X 15' (6mm X 4.6m)
Wattage: 7200w	Weight: 18 Lbs. (8.2 kg)
Battery: Rechargeable NiMH battery pack (with rapid charger)	Dimensions: 20" L x 12.50" W x 13.25" H. (50m L x .31m W x .33m H.)
Load indicator: Electronic, with LED	



WARN DRILL WINCH

Drill-Powered and Portable

With 33% more rope and 50% more pulling power than before, this rugged and easy-to-use drill winch is ideal for dragging logs, pulling game, standing walls, stretching fence, loading trailers and countless other hard-to-handle pulling jobs. Now available in steel or synthetic rope. It is a toolbox must have.

- Lightweight and portable, with a 750 lbs. (340kg) single-line pulling capacity
- Powered by standard portable drill (not included)
- Free-spool clutch makes rigging fast and easy
- Includes 40' (12.2m) of steel or synthetic rope, integrated hawse fairlead, and rigging hooks (front and rear)

101570 Drill Winch—steel rope
101575 Drill Winch—synthetic rope



Rigging Kit

- Carry bag to hold Drill Winch and rigging items
- 5/8" D-shackles
- Two load anchor straps

685014



Also available in easy-to-handle synthetic rope.



WARN 5000 DC Heavy Puller For Trailers and General Load-Moving

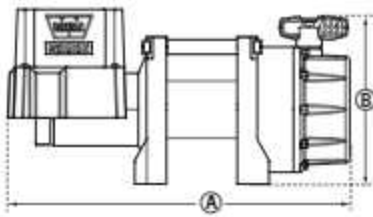
The 5000 DC boasts a ready-for-anything attitude. Bring on the big loads, the big jobs no one wants to tackle. Couple 60' of wire rope with the powerful 3-stage planetary gear train and you've got a peerless load-mover. Pulls up to 5,000 lbs, no problem.

99963

SPECIFICATIONS

Capacity: 5,000 lbs. (2268 kg) single-line	Steel rope: 1/4" x 60' (6.4mm x 18.3m)
Power: 12V DC	Drum Diameter: 2.5" (63.5mm)
Motor: Permanent magnet, 3.0" diameter	Fairlead: Hawse
HP: 1.9 hp	Electrical leads: 2-6' (1.8 m) x 6 Gauge cable
Controls: Remote with 12' (3.7 m) lead	Duty Cycle: Intermittent
Gear train: 3-stage planetary	Mounting Bolt Patten: 4 holes - 4.5" x 4.26" (114.3mm x 108.3mm)
Gear Ratio: 216:1	Length: 14.83" (376.8mm)
Clutch (Freespool): Lever - Multi-Directional	Weight: 42 Lbs. (19.1 kg)
Brake: Dynamic and mechanical braking	Replacement Steel Rope: 71297
Warranty: Limited one year	

DIMENSIONS



- (A) 14.8" (376mm)
- (B) 7.25" (184.15mm)

PERFORMANCE SPECS (first layer)

Lbs. (kg)	Ft./min. (M/min.)	Current	layer/Lbs. (kg)
0 (0)	13.8 (4.2)	40 Amps	1/5000 (2268)
1000 (453.6)	10.9 (3.3)	81 Amps	2/4280 (1941)
2000 (907.2)	9.3 (2.8)	118 Amps	3/3750 (1701)
3000 (1360.8)	8.1 (2.5)	152 Amps	4/3341 (1515)
4000 (1814.4)	6.8 (2.1)	188 Amps	5/3020 (1369)
5000 (2268)	5.4 (1.6)	220 Amps	



WARN 4000 DC Versatile and Powerful. Great For Trailers or the Jobsite

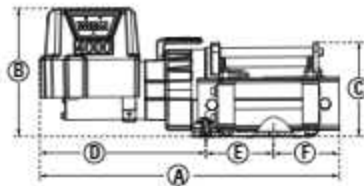
The new 4000 DC has heavy-duty pulling power, perfect for loading a heavy vehicle onto a trailer or winching the big loads at work. With durable steel rope, a roller fairlead, and a sturdy remote control, this winch is ready to go to work.

94000

SPECIFICATIONS

Capacity: 4000 lbs. (1814 kg) single line	Steel Rope: 7/32" x 43' (5.6mm x 13.1m)
Power: 12V DC	Drum Diameter: 2.375" (6.03 cm)
Motor: Permanent magnet, 3.0" diameter	Fairlead: Roller
HP: 1.9 hp	Electrical Leads: 2 - 6' (1.8 m) x 6 gauge cable
Controls: Remote with 12' (3.7 m) lead	Duty Cycle: Intermittent
Gear train: 3-stage planetary	Mounting Bolt Patten: 3 holes - 3.1" x 2.5" (78.7mm x 63.5mm)
Gear Ratio: 176:1	Length: 15.87" (403.1mm)
Clutch (Freespool): Lever - Multi-Directional	Weight: 36 lbs. (16.3 kg)
Brake: Dynamic and mechanical braking	Replacement Wire Rope: 78987
Warranty: Limited one year	

DIMENSIONS



- (A) 15.90" (404.0mm)
- (B) 6.79" (172.5mm)
- (C) 4.98" (126.6mm)
- (D) 8.82" (224.0mm)
- (E) 3.59" (91.3mm)
- (F) 3.49" (88.7mm)

PERFORMANCE SPECS (first layer)

Line Pull Lbs. (kg)	Line Speed Ft./min. (M/min.)	Motor Current	Pull by layer: layer/Lbs. (kg)
0 (0)	7.2 (2.2)	6.7 Amps	1/4000 (1814)
500 (226.8)	6.8 (2.1)	24.1 Amps	2/3410 (1547)
1000 (453.6)	5.7 (1.7)	44.7 Amps	3/3170 (1438)
2000 (907.2)	10.9 (3.3)	180 Amps	4/2950 (1338)
3000 (1360.8)	8.9 (2.7)	210 Amps	
4000 (1814.4)	6.9 (2.1)	240 Amps	

WARN 2000 DC Ideal For Use On Trailers or Hitch Mounts

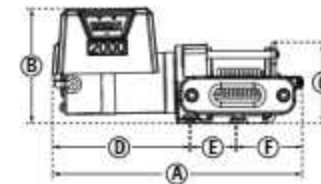
The compact yet powerful WARN 2000 DC utility winch is great for a variety of tasks, whether it's loading a vehicle onto a trailer or simply moving a heavy load at the jobsite. With 2,000 lbs. of pulling capacity, a new easy-to-use clutch lever, and a corded remote, this light-duty winch is big on features and value.

92000

SPECIFICATIONS

Capacity: 2,000 lbs. (907 kg) single-line	Steel Rope: 3/16" x 35' (4.8mm x 10.7m)
Power: 12 volt DC	Drum Diameter: 1-1/4 in. (31.8 mm)
Motor: Permanent magnet, 3.0" diameter	Fairlead: Hawse
HP: 1.6 hp	Electrical Leads: 2 - 6' (1.8 m) x 8 gauge cable
Controls: Remote with 12' (3.7 m) lead	Duty Cycle: Intermittent
Gear Train: Split Ring Gear	Mounting Bolt Patten: 2 Holes on 3.1" (78.7 mm) center
Gear Ratio: 153:1	Length: 13.26" (336.8mm)
Clutch (Freespool): Pull and Turn	Weight: 18 lbs. (8.2 kg.)
Brake: Self braking transmission	
Warranty: Limited one year	

DIMENSIONS



- (A) 13.26" (336.7mm)
- (B) 6.08" (154.4mm)
- (C) 4.29" (109.0mm)
- (D) 7.30" (185.3mm)
- (E) 2.45" (62.2mm)
- (F) 3.51" (89.2mm)

PERFORMANCE SPECS (first layer)

Line Pull Lbs. (kg)	Line Speed Ft./min. (M/min.)	Motor Current	Pull by layer: layer/Lbs. (kg)
0 (0)	7.2 (2.2)	6.7 Amps	1/2000 (907)
500 (226.8)	6.8 (2.1)	24.1 Amps	2/1504 (682)
1000 (453.6)	5.7 (1.7)	44.7 Amps	3/1348 (612)
1500 (680.4)	4.8 (1.5)	72.0 Amps	4/1222 (554)
2000 (907.2)	4.2 (1.3)	80.0 Amps	5/1117 (507)





WARN 3000 ACI A Plug-In Pulling Powerhouse

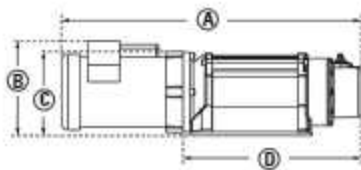
With a 3,000 lbs. pulling capacity, a TEFC induction AC motor for a long duty cycle and 100' of 5/16" wire rope, the 3000 ACI is just what you need when you need a heavy-hauling AC-powered winch. The perfect fixed-mount station winch.

93000

SPECIFICATIONS

Capacity: 3,000 Lbs. (1361 kg) single line	Steel rope: 5/16" x 100' (79mm x 30.5m)
Power: 120/230 volt	Drum Diameter: 2.5" (63.5mm)
Motor: TEFC induction AC motor	Fairlead: None
HP: 0.7 hp 56C	Electrical leads: None
Controls: Drum switch/station type	Duty Cycle: Intermittent
Gear train: 3-stage planetary	Mounting Bolt Pattern: 4 holes - 4.5" x 4.0" (114.3mm x 102mm)
Gear Ratio: 216:1	Length: 24.45" (621mm)
Clutch (freespool): Lever	Weight: 76 lbs. (34.5 kg)
Brake: Dynamic and mechanical braking	Replacement steel rope: 38314
Warranty: Limited one year	

DIMENSIONS



A	24.4" (620mm)
B	7.7" (196mm)
C	6.9" (175mm)
D	14.5" (368mm)

PERFORMANCE SPECS (first layer)

Line Pull Lbs. (kg)	Line Speed Ft./min. (M/min.)	Motor Current	Pull by layer: layer/Lbs. (kg)
0(0)	12.2(3.7)	9.1 Amps	1/3000(1361)
1000(453.6)	8.8(2.7)	11.0 Amps	2/2700(1225)
1500(680.4)	8.8(2.7)	12.7 Amps	3/2460(1116)
2000(907.2)	8.6(2.6)	14.8 Amps	4/2250(1021)
2500(1134)	8.5(2.6)	17.7 Amps	5/2070(939)
3000(1360.8)	8.1(2.5)	20.9 Amps	



WARN 1500 AC Extra Muscle For The Bigger Shop Chores

The WARN 1500AC delivers 1,500 lbs. (680kgs) of AC-powered pulling capacity. A powerful 0.8-horsepower permanent magnet motor, industrial planetary gearing, and all-metal housing provide smooth, reliable pulling power. A vented motor end cap and externally serviceable brushes provide improved motor cooling, extended run time and motor life. Includes a 10-foot (3m) power cord, 43-feet of 3/16" diameter steel rope, and a sealed pendant remote with 10-foot (3m) lead.

85330

SPECIFICATIONS

Capacity: 1,500 lbs. (680 kg) single-line	Rope: Galvanized steel, 3/16" x 43' (4.8mm x 13.1 m)
Power: 120V AC, GFCI	Drum diameter: 2.0" (52mm)
Motor: 120V AC, permanent magnet	Fairlead: Roller
HP: 0.8 hp (600W)	Electrical leads: Power Cord - 10' (3m)
Controls: Pendant remote with 10' (3m) lead	Duty cycle: Intermittent
Gear train: Planetary, differential planetary	Mounting Bolt Pattern: 4 holes - 3.1" x 2.5" (78.8mm x 63.5mm)
Gear ratio: 261:1	Length: 15.42" (39.2cm)
Clutch (freespool): Pull and turn	Weight: 28 lbs. (12.7 kg)
Brake: Self braking transmission	Replacement steel rope: 82654
Warranty: Limited one year	

PERFORMANCE SPECS (first layer)

Line Pull Lbs. (kg)	Line Speed FT./min (M/min.)	Motor Current (At 120V AC)
0 (0)	10.9 (3.3)	.7 Amps
250 (113.4)	8.8 (2.7)	1.9 Amps
500 (226.8)	8.0 (2.4)	3.3 Amps
750 (340.2)	6.9 (2.1)	4.8 Amps
1000 (453.6)	6.1 (1.9)	6.5 Amps
1250 (567)	5.5 (1.7)	8.2 Amps
1500 (680.4)	4.9 (1.5)	9.9 Amps

Above performance specs are based on first layer of drum

WARN 1000 AC AC Pulling Power For Shops And Indoor Worksites

Ideal for use anywhere 120-Volt AC power is available, the WARN® 1000AC winch delivers 1,000 lbs. of pulling capacity. 43' of wire rope, a long duty cycle and legendary WARN durability make this a tool you can rely on to get the job done.

80010



SPECIFICATIONS

Capacity: 1,000 lbs. (454 kg) single-line	Rope: Galvanized steel wire, 3/16" x 43' (4.8mm x 13.1 m)
Power: 120V AC, GFCI	Drum diameter: 2.0" (52mm)
Motor: 120V AC, permanent magnet	Fairlead: Hawse
HP: 0.8 hp (600W)	Electrical leads: Power Cord - 10' (3m)
Controls: Pendant remote with 10' (3m) lead	Duty cycle: Intermittent
Gear train: Planetary, differential planetary	Mounting bolt pattern: 3.1" x 2.5" (78.8mm x 63.5mm)
Gear ratio: 261:1	Length: 15.42" (392mm)
Clutch (freespool): Pull and turn	Weight: 26.5 lbs (12.0 kg)
Brake: Self braking transmission	Replacement steel rope: 82654
Warranty: Limited one year	

PERFORMANCE SPECS (first layer)

Line Pull Lbs. (kg)	Line Speed FT./min (M/min.)	Motor Current (At 120V AC)
0 (0)	9.6 (2.9)	.6 Amps
250 (113.4)	8.4 (2.6)	1.6 Amps
500 (226.8)	7.6 (2.3)	2.8 Amps
750 (340.2)	6.7 (2.0)	4.1 Amps
1000 (453.6)	6.1 (1.9)	5.4 Amps

Above performance specs are based on first layer of drum



PULLZALL ACCESSORIES



Pullzall Rigging Kit

- Carry bag designed to hold PullzAll and rigging items
- 5/8" D-shackles
- Two load anchor straps

685014



Pullzall Battery

24V NiMH pack for the cordless PullzAll. Perfect for use as a spare and as a direct-replacement unit.

685013

Pullzall 12V Charger

For use with cordless PullzAll, this product plugs into the accessory/cigarette lighter of your automobile and will charge the 24V NiMH battery.

100863



UTILITY WINCH ACCESSORIES

Wireless Winch Control System

The WARN Wireless Control System lets you remotely control your WARN winch from up to 50' (15.2m) away. The new system is plug-and-play: It simply plugs in where you'd normally attach your corded remote—no wiring, no hassle. Weatherproof transmitter has two large buttons making it easy to operate, even while wearing gloves.

- Two-color LED provides clear operator feedback
- Control your winch from up to 50' (15.2m) away
- Easy plug-and-play installation
- Sealed for protection against the elements
- Kit includes wireless transmitter, receiver, holster, lanyard and mounting hardware

90287 Works with 4000 DC, and 5000 DC utility winches



Portable Anchor Plate

- Mounting platform for WARN Utility winches
- Allows the winch to be portable and anchored to a variety of objects

70770

Quick Connect Plugs

- Allows for convenient connect/disconnect to the battery power source

22680



Utility Winch Rigging Kit

- Snatch block, rated to 7,000 lbs. (3175 kg)
- 5/8" (16mm) D-shackles
- Load/anchor strap rated to 14,400 lbs. (6532 kg)
- Nylon soft carrying case

70792



Remote Control

- Replacement remote control for WARN 4000 and 4700 winches with a 30' (9.1m) lead

69175



HUB WIRELESS RECEIVER

SMART-DEVICE ENABLED WINCH CONTROLLER

Operate your contactor-controlled utility winch using the Bluetooth connection on your smart phone from up to 100' away. Custom app provides easy, convenient control anywhere you have your smart device.



WIRELESS RECEIVER

- Wires directly to contactor
- Works with WARN 5000 DC, 4000 DC, and other contactor-equipped winches
- Free app is available for Android or iOS through Google Play or the Apple App Store

103950



Roller Fairlead

- Assists in guiding the wire rope onto the winch drum
- Upgrade for WARN 1700/4700 winches
- Extends wire rope life

64952



Hitch Adaptor

- Use to mount WARN Utility winches
- Mounts to 2" Class III receiver
- Black powder-coat finish
- Hitch pin included

68531





**INDUSTRIAL PRODUCTS:
THE ALL-NEW SERIES G2—SMARTLY REDESIGNED, EXTRA POWERFUL**

Our full line of industrial products are as rugged as they get, and that's especially true of the completely redesigned Series G2 planetary gear winches that now feature a more modular build that is easily configured to fit specific applications. We've also increased their efficiency and performance, enhancements that add up to a longer product life and a maximum ROI. If you've got a monster job, get a monster winch.

SERIES G2

A NEW BREED OF WORKHORSE FOR ANY INDUSTRIAL APPLICATION

The new WARN Series G2 represents the latest in the WARN Industrial planetary gear winch lineup. All-new modular configurations, improved levels of performance, and best-ever durability are features that allow you to work smarter. These winches are available in capacities ranging from 9,000 lbs. to 18,000 lbs. (4,082 kg to 8,165 kg) in electric or hydraulic configurations—including Severe Duty versions. No matter how they're spec'd, these winches might be the hardest worker you'll ever employ.

- More configurable than ever before so you get the right winch for the job
- Product enhancements lead to a longer product life saving you money in the long run
- Improved efficiency and performance lets you get more done in less time
- Designed to meet SAE J706 and EN-14492-1



SERIES G2 HYDRAULIC



SERIES G2 SEVERE DUTY



SERIES G2 DC ELECTRIC

Note: Fairleads are not to be directly mounted to the winch. Images are showing optional accessories.

SERIES G2 HYDRAULIC

THE LATEST HARD WORKER FOR ANY HYDRAULIC APPLICATION

Jobs in the towing industry require your winch to be turning all day long. So we've given the Series G2 hydraulic winches a more robust and serviceable design with a stronger gear train for increased performance. Less maintenance and less downtime means more work and more money made.



SERIES G2 DC ELECTRIC

THE NEXT GENERATION OF DC ELECTRIC INDUSTRIAL WINCHES IS READY TO GET TO WORK

Ideal for first responders, utility vehicles, and other applications where an electric winch is preferred. New levels of performance, durability, and efficiency help get the job done quickly and reliably time after time.



SERIES G2 SEVERE DUTY

ALL-NEW TOUGH-AS-NAILS WINCHES FOR THE WORLD'S MOST EXTREME CONDITIONS

This is the ultimate winch for the most demanding conditions worldwide. Ideally suited to military applications, these winches have unique features that make them highly durable no matter the extreme situation.



SERIES G2 9 HYD

105330 (CCW, Manual Clutch)
105331 (CCW, Air Clutch)
105335 (CW Manual Clutch)
105336 (CW, Air Clutch)

SERIES G2 12 HYD

105440 (CCW, Manual Clutch)
105441 (CCW, Air Clutch)
105445 (CW Manual Clutch)
105446 (CW, Air Clutch)

SERIES G2 15 HYD

105550 (CCW, Manual Clutch)
105551 (CCW, Air Clutch)
105555 (CW Manual Clutch)
105556 (CW, Air Clutch)

SERIES G2 18 HYD

105660 (CCW, Manual Clutch)
105661 (CCW, Air Clutch)
105665 (CW Manual Clutch)
105666 (CW, Air Clutch)

SERIES G2 9 DC

104320 (CCW, 12V)
104325 (CW, 12V)
104909 (CCW, 12V, Spydura Pro Rope)
104340 (CCW, 24V)
104345 (CW, 24V)

SERIES G2 12 DC

104420 (CCW, 12V)
104425 (CW, 12V)
104912 (CCW, 12V, SpyduraPro Rope)
104440 (CCW, 24V)
104445 (CW, 24V)

SERIES G2 15

104520 (CCW, 12V)
104525 (CW, 12V)
104915 (CCW, 12V, SpyduraPro)
104930 (CCW, 12V, Spydura ProMax)
104540 (CCW, 24V)
104545 (CW, 24V)

SERIES G2 18

104640 (CCW, 24V)
104645 (CW, 24V)

SERIES G2 SEVERE DUTY 12 DC, 24V

104740 (CCW, 24V, 6.5" Drum)

SERIES G2 SEVERE DUTY 18 DC, 24V

104840 (CCW, 24V)

Go to warn.com for full product line and specs

SERIES XL WINCHES

THE TIRELESS WORKERS OF THE WARN LINEUP

Whether you're winching heavier vehicles onto your flat bed, or hauling wrecks out of ditches, WARN Series XL Winches rise to the top. They form the core of the hydraulic winch line, with long duty cycles, long or short drum specs, hardened aircraft grade nickel chromoly two-stage planetary geartrains and big-time capacity: up to 30,000 lbs.



Go to warn.com for full product line and specs

SERIES 30XL

For heavy tow, utility and trailer applications.

- 77880 (Standard Drum, Manual Clutch)
- 77900 (Standard Drum, Air Clutch)
- 77890 (Long Drum, Manual Clutch)
- 75990 (Long Drum Air Clutch)

SERIES 20XL

Great for carriers, trailers, or severe-duty applications.

- 74750 (Standard Drum, Air Clutch)
- 77550 (Standard Drum, Manual Clutch)
- 77560 (Long Drum, Air Clutch)
- 77570 (Long Drum, Manual Clutch)

SERIES XL-LP WINCHES

For systems that operate below 3,000 psi.

- 78970 (20XL-LP, Standard Drum, Air Clutch)
- 78980 (20XL-LP, Standard Drum, Manual Clutch)
- 79210 (20XL-LP, Long Drum, Air Clutch)
- 79220 (20XL-LP, Long Drum, Manual Clutch)
- 80508 (30XL-LP, Standard Drum, Air Clutch)
- 80509 (30XL-LP, Standard Drum, Manual Clutch)
- 80510 (30XL-LP, Long Drum, Air Clutch)
- 80511 (30XL-LP, Long Drum, Manual Clutch)

SERIES 30XL 2-SPEED

Fast no-load line retrieval. Winching capacity up to 30,000 lbf. (13608 kgf)

- 81617 (Long Drum, Air Clutch, Low-Pressure, 2-speed)
- 82710 (Long Drum, Air Clutch, 2-speed)

PLANETARY GEAR HOISTS

WARN Industrial hoists combine the performance of heavy duty motors with hardened steel planetary gear trains to provide optimum power in lifting operations. DC electric hoists are available with 12V and 24V motors while hydraulic hoists work with all hydraulic systems. All WARN hoists comply with the most stringent standards.



DC4000

DC electric hoist lifts up to 4,000 lbf. (1815 kgf)
89833 (12V Motor)
90124 (24V Motor)

DC3000

DC electric hoist lifts up to 3,000 lbf. (1361 kgf)
85251 (12V Motor)
63897 (12V Anti-Clockwise)
85252 (24V Motor)

DC2500

DC electric hoist lifts up to 2,500 lbf. (1134 kgf)
74396 (12V Motor)
78355 (12V Motor, Anti-Clockwise)

DC2000 LF

DC electric hoist lifts up to 2,000 lbf. (907 kgf)
70469 (12V Motor)
85160 (24V Motor)

DC2000 MF

Mid-frame DC electric hoist lifts up to 2,000 lbf. (907 kgf)
63899 (12V Motor)
85190 (24V Motor)

DC1600

DC electric hoist lifts up to 1,600 lbf. (726 kgf)
33503 (12V Motor)
85159 (24V Motor)

DC1200

Midsize hoist lifts up to 1,200 lbf. (544 kgf)
64254 (12V Motor)
85250 (24V Motor)

DC1000

DC electric hoist lifts up to 1,000 lbf. (454 kgf)
82469 (12V Motor)
84350 (12V Short Drum)
82970 (24V Motor)

DC800

Compact hoist lifts up to 800 lbf. (363 kgf)
82467 (12V Motor)
82468 (24V Motor)

HY3000

Hydraulic hoist lifts up to 3,000 lbf. (1361 kgf)
36949
36948 (Anti-Clockwise)

HY2000

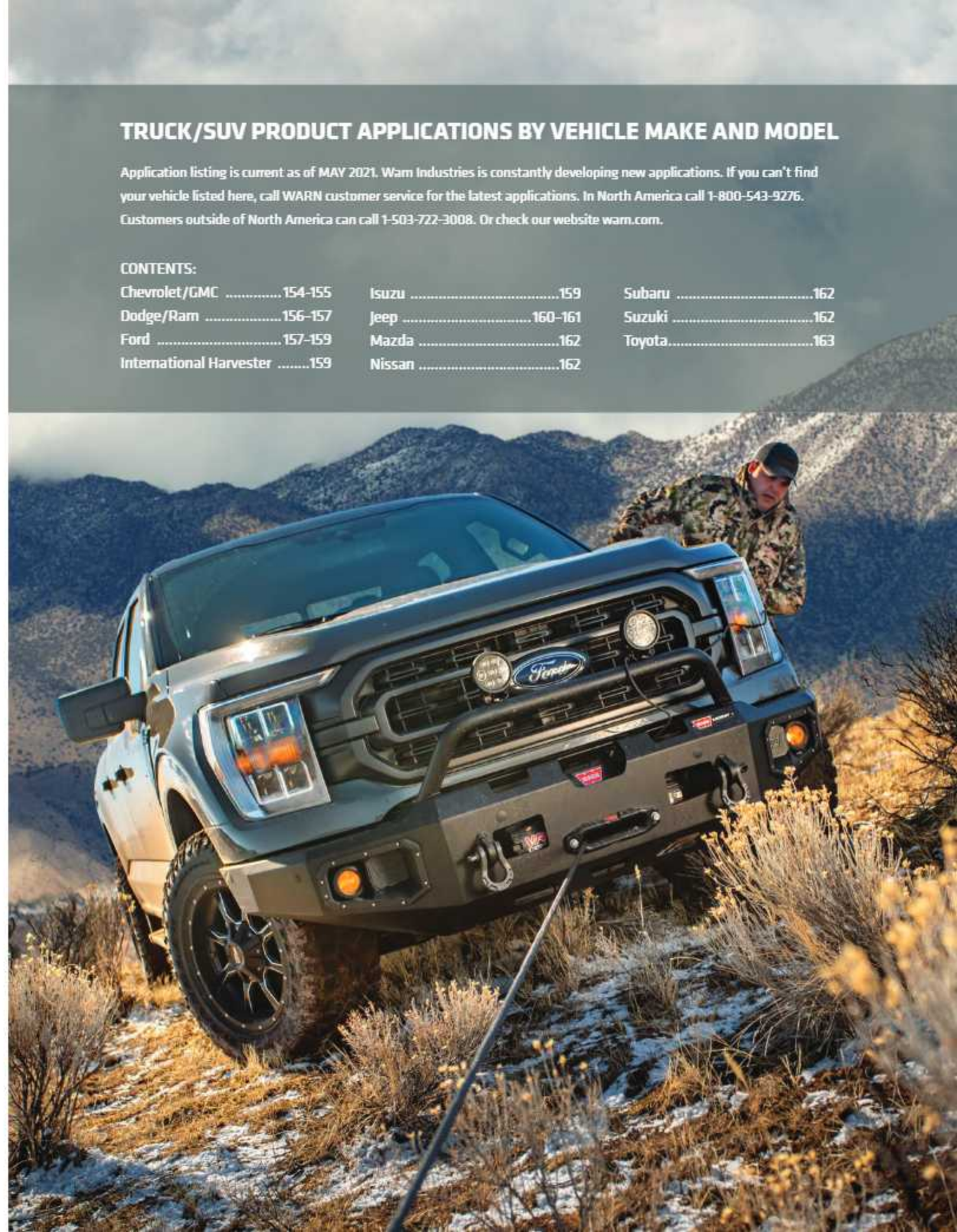
Compact hydraulic hoist lifts up to 2,000 lbf. (907 kgf)
68032

TRUCK/SUV PRODUCT APPLICATIONS BY VEHICLE MAKE AND MODEL

Application listing is current as of MAY 2021. Warn Industries is constantly developing new applications. If you can't find your vehicle listed here, call WARN customer service for the latest applications. In North America call 1-800-543-9276. Customers outside of North America can call 1-503-722-3008. Or check our website warn.com.

CONTENTS:

Chevrolet/GMC	154-155	Isuzu	159	Subaru	162
Dodge/Ram	156-157	Jeep	160-161	Suzuki	162
Ford	157-159	Mazda	162	Toyota.....	163
International Harvester	159	Nissan	162		



MOUNTING SYSTEMS

MOUNTING SYSTEMS FOOTNOTES:

- (L) 20'/6in Power Lead (PN 32963) or 24'/8in Power Lead (PN 32966) required for winching from rear
- (M) Not compatible when installing M8274-50 winch
- (AI) Not compatible with Diesel Model
- (AJ) Not compatible with Chasi Exhaust models
- (AK) Not compatible with blind-spot monitoring
- (AN) Max Winch Capacity 12,000 lbs

*19-21 SILVERADO 1500, 2WD & 4WD	
Ascent front bumper (ZEON, 9.5cti, 9.5sp, XD9i, XD9, M8, VR12, VR10, VR8) (AI)	105785
Baja Grille Guard Tube	104825
Ascent rear bumper (AJ) (AK)	106850
Ascent XP front bumper (Non-Winch) (AI)	107276
Gen II Trans4mer	
Winch Mount Plate, Mid-Frame, Black (ZEON, 9.5cti, 9.5sp, XD9i, XD9, M8, VR12, VR10, VR8)	88240
Bracket Kit (Required)	103008
Grille Guard Kit, Black	92001
Headlamp Guard Kit, Black	103009
Light Bar Kit, Black (M)	80143
Receiver Kit, Black	80149
*16-18 SILVERADO 1500, 2WD & 4WD (AND 2019 LEGACY)	
Ascent front bumper (ZEON, 9.5cti, 9.5sp, XD9i, XD9, M8, VR12, VR10, VR8)	100920
Baja Grille Guard Tube	100474
Ascent rear bumper	96550
Gen II Trans4mer	
Winch Mount Plate, Mid-Frame, Black (ZEON, 9.5cti, 9.5sp, XD9i, XD9, M8, VR12, VR10, VR8)	88240
Bracket Kit (Required)	98400
Grille Guard Kit, Black	92001
Headlamp Guard Kit, Black	98855
Light Bar Kit, Black (M)	80143
Receiver Kit, Black	80149
*14-15 SILVERADO 1500, 2WD & 4WD	
Ascent front bumper (ZEON, 9.5cti, 9.5sp, XD9i, XD9, M8, VR12, VR10, VR8)	95800
Baja Grille Guard Tube	100473
Ascent rear bumper	96550
*03-06 SILVERADO 1500 HD, 2500 (NON-HD) 2WD & 4WD	
Multi-Mount Winch Frame (ZEON 8, ZEON 10, 9.5sp, XD9i, XD9, M8, VR10, VR8) (L)	107000
*20-21 SILVERADO 2500 & 3500 HD, 2WD & 4WD	
Ascent front bumper (ZEON, 9.5cti, 9.5sp, XD9i, XD9, M8, VR12, VR10, VR8)	105969
Baja Grille Guard Tube	104825
Ascent rear bumper (AK)	106850
Ascent XP front bumper (Non-Winch)	107288
Ascent HD front bumper (No Grille Guard) (fits mid-frame or large-frame winches up to 18k lbs. including 16.5ft)	107004
Ascent HD front bumper (Full Grille Guard) (fits mid-frame or large-frame winches up to 18k lbs. including 16.5ft)	107005
Ascent HD front bumper (with Baja Grille Guard) (fits mid-frame or large-frame winches up to 18k lbs. including 16.5ft)	107006
Gen III Trans4mer	
Winch Carrier, Mid Frame (VR EVO, ZEON, ZEON Platinum, 9.5cti, 9.5sp, XD9i, XD9, and M8)	107650
Bracket Kit (Required) (AN)	108003
Bolt-On Center-Only Tall Grille Guard, Black	102957
Bolt-On Full Grille Guard Kit, incl. uprights and guards, Black	106595
*15-19 SILVERADO 2500 & 3500 HD, 2WD & 4WD	
Ascent front bumper (ZEON, 9.5cti, 9.5sp, XD9i, XD9, M8, VR12, VR10, VR8)	100921
Baja Grille Guard Tube	100473
Ascent rear bumper	96550

Gen II Trans4mer	
Winch Carrier Kit, Large Frame, Black (16.5ft, M15, M12, M8274-50)	90110
Winch Carrier Kit, Mid Frame, Black (ZEON, 9.5cti, 9.5sp, XD9i, XD9, M8, VR12, VR10, VR8)	88240
Winch Carrier Kit, Industrial, Black (Series 15, 12, 9)	91405
Bracket Kit (Required)	94036
Grille Guard Kit, Black	85495
Short Grille Guard Kit, Black (M)	84785
Headlamp Guard Kit, Black	94165
Light Bar Kit, Black (M)	80143
Receiver Kit, Black	80149

*11-14 SILVERADO 2500HD & 3500, 2WD & 4WD	
Ascent rear bumper (2014 only)	96550
Gen II Trans4mer	
Winch Carrier Kit, Large Frame, Black (16.5ft, M15, M12, M8274-50)	90110
Winch Carrier Kit, Mid Frame, Black (ZEON, 9.5cti, 9.5sp, XD9i, XD9, M8, VR12, VR10, VR8)	88240
Winch Carrier Kit, Industrial, Black (Series 15, 12, 9)	91405
Bracket Kit (Required)	90165
Grille Guard Kit, Black	85495
Short Grille Guard Kit, Black (M)	84785
Light Bar Kit, Black (M)	80143
Receiver Kit, Black	80149

*01-02 SILVERADO 2500HD AND 3500, 2WD & 4WD	
Multi-Mount Winch Frame (ZEON 8, ZEON 10, 9.5sp, XD9i, XD9, M8, VR10, VR8) (L)	107000
*99-02 SILVERADO, *00-06 SUBURBAN, 3/4 TON ONLY, 2WD & 4WD; *01-02 1500HD CREW CAB	
Multi-Mount Winch Frame (ZEON 8, ZEON 10, 9.5sp, XD9i, XD9, M8, VR10, VR8) (L)	107000

*15-20 COLORADO	
Semi-Hidden Mount Kit with Grille Guard	103210
Semi-Hidden Mount Kit no Grille Guard	106672

*20-21 GMC SIERRA 1500, 2WD & 4WD	
Ascent rear bumper (AJ)(AK)	106850

Gen III Trans4mer	
Winch Carrier, Mid Frame (VR EVO, ZEON, ZEON Platinum, 9.5cti, 9.5sp, XD9i, XD9, and M8)	107650
Bracket Kit (Required) (AN)	107625

*16-18 SIERRA 1500, 2WD & 4WD	
Ascent rear bumper	96550

Gen II Trans4mer	
Winch Mount Plate, Mid-Frame, Black (ZEON, 9.5cti, 9.5sp, XD9i, XD9, M8, VR12, VR10, VR8)	88240
Bracket Kit (Required)	98400
Grille Guard Kit, Black	92001
Headlamp Guard Kit, Black	98855
Light Bar Kit, Black (M)	80143
Receiver Kit, Black	80149

*14-15 SIERRA 1500, 2WD & 4WD	
Ascent rear bumper	96550

*20-21 GMC SIERRA 2500 HD & 3500, 2WD & 4WD	
Ascent front bumper (ZEON, 9.5cti, 9.5sp, XD9i, XD9, M8, VR12, VR10, VR8)	107545
Baja Grille Guard Tube	104825
Ascent rear bumper (AK)	106850
Ascent XP front bumper (Non-Winch)	107286
Ascent HD front bumper (No Grille Guard)	

MOUNTING SYSTEMS (CONTINUED)

(fits mid-frame or large-frame winches up to 18k lbs. including 16.5ft)	107177
Ascent HD front bumper (Full Grille Guard) (fits mid-frame or large-frame winches up to 18k lbs. including 16.5ft)	107178
Ascent HD front bumper (with Baja Grille Guard) (fits mid-frame or large-frame winches up to 18k lbs. including 16.5ft)	107179
Gen III Trans4mer	
Winch Carrier, Mid Frame (ZEON, VR12, VR10, 9.5sp, XD9, XD9i, M8, VR8)	107650
Bracket Kit (Required) (AN)	107525
Center Grille Guard for Kit (Optional)	102957
Full Grille Guard Kit (Optional)	104821

*15-19 GMC SIERRA 2500HD & 3500, 2WD & 4WD	
Ascent front bumper (ZEON, 9.5cti, 9.5sp, XD9i, XD9, M8, VR12, VR10, VR8)	99152
Baja Grille Guard Tube	100476
Ascent rear bumper	96550

Gen II Trans4mer	
Winch Carrier Kit, Large Frame, Black (16.5ft, M15, M12, M8274-50)	90110
Winch Carrier Kit, Mid Frame, Black (ZEON, 9.5cti, 9.5sp, XD9i, XD9, M8, VR12, VR10, VR8)	88240
Winch Carrier Kit, Industrial, Black (Series 15, 12, 9)	91405
Bracket Kit (Required)	94036
Grille Guard Kit, Black	85495
Short Grille Guard Kit, Black (M)	84785
Headlamp Guard Kit, Black	94165
Light Bar Kit, Black (M)	80143
Receiver Kit, Black	80149

*11-14 GMC SIERRA 2500HD & 3500, 2WD & 4WD	
Ascent rear bumper (2014 only)	96550

Gen II Trans4mer	
Winch Carrier Kit, Large Frame, Black (16.5ft, M15, M12, M8274-50)	90110
Winch Carrier Kit, Mid-Frame, Black (ZEON, 9.5cti, 9.5sp, XD9, XD9, M8, VR12, VR10, VR8)	88240
Winch Carrier Kit, Industrial, Black (Series 15, 12, 9)	91405
Bracket Kit (Required)	90165
Grille Guard Kit, Black	85495
Short Grille Guard Kit, Black (M)	84785
Light Bar Kit, Black (M)	80143
Receiver Kit, Black	80149

*07-10 GMC SIERRA 2500HD & 3500, 2WD & 4WD	
Ascent rear bumper	96550

*03-06, *07 "CLASSIC" GMC SIERRA 2500HD & 3500, 2WD & 4WD	
Multi-Mount Winch Frame (ZEON 8, ZEON 10, 9.5sp, XD9i, XD9, M8, VR10, VR8) (L)	107000

*03-06 GMC SIERRA 1500HD, 2500 (NON-HD) 2WD & 4WD	
Multi-Mount Winch Frame (ZEON 8, ZEON 10, 9.5sp, XD9i, XD9, M8, VR10, VR8) (L)	107000

*99-02 GMC SIERRA, *00-06 YUKON XL, 3/4 TON ONLY, 2WD & 4WD; *01-02 1500HD CREW CAB	
Multi-Mount Winch Frame (ZEON 8, ZEON 10, 9.5sp, XD9i, XD9, M8, VR10, VR8) (L)	107000

*88-99 CHEV/GMC K-SERIES 4X4 PICKUP 1/2, 3/4, 1 TON, *92-99 4X4 BLAZER, YUKON, SUBURBAN, TAHOE (EXCLUDES R/V 1 TON & 2WD C3500 HD, NEW DESIGN '99 SILVERADO)	
Multi-Mount Winch Frame (ZEON 8, ZEON 10, 9.5sp, XD9i, XD9, M8, VR10, VR8) (L)	107000

MOUNTING SYSTEMS FOOTNOTES:

- (L) 20'/6in Power Lead (PN 32963) or 24'/8in Power Lead (PN 32966) required for winching from rear
- (M) Not compatible when installing M8274-50 winch
- (AN) Max Winch Capacity 12,000 lbs

4WD HUBS

Vehicle Model	Year	Cautionary Footnotes	Spline Count	Standard Manual PN	Premium Manual PN	Spindle Nut Kit Std/Prem	Hub Service Kit	
							Std	Prem
Blazer, Jimmy, Suburban	'69-91	G, H	19	9790	20990	32720	11967	20825
1/2 Ton Pickup	'69-87	G, H	19	9790	20990	32720	11967	20825
3/4 Ton Pickup	'60-76	G	19		9072			7302
3/4 Ton Pickup	'77-87	G, H	19	9790	20990	32720	11967	20825
1 Ton Pickup	'76-87	H	30	11690	38826	32721	11714	
1 Ton Pickup, V-Series Crew Cab	'88-90	H	30	11690	38826	32721	11714	
Geo Tracker	'89-00	I	26		34581			7309

4WD HUBS FOOTNOTES:

- (G) Vehicles with full-time 4WD will require a transfer case conversion kit
- (H) When replacing automatic 2 hole cap screw hubs with manual hubs, you must purchase corresponding spindle nut conversion kit per application chart
- (I) Not for front axle disconnect systems

CUSTOM APPLICATIONS

4WD HUBS

Vehicle Model	Year	Cautionary Footnotes	Spline Count	Standard Manual PN	Premium Manual PN	Spindle Nut Kit Std/Prem	Hub Service Kit	
							Std	Prem
Dana 60 axle with 35 spline outer shafts (front only)	N/A		35		62672			11714

DODGE/RAM TRUCKS

MOUNTING SYSTEMS

MOUNTING SYSTEMS FOOTNOTES:

(L) 20'6m Power Lead (PN 22962) or 24'8m Power Lead (PN 22966) required for winching from rest.

(M) Not compatible when installing M8274-50 winch.

(N) Will not retain factory tow hooks.

(AM) Not compatible with F24Hese Model.

(AO) Max Winch Capacity 10,000 lbs.

*19-21 RAM 1500 2WD & 4WD (NEW BODY STYLE)

Ascent front bumper (ZEON, VR12, VR10, 9.5cti, 9.5sp, X29i, X29, M8, VR8) (AM)	103638
Baja Grille Guard Tube	100472
Ascent XP front bumper (Non-Winch)	107278
Ascent rear bumper	104823

*09-18 RAM 1500 2WD & 4WD (INCLUDES '18 CLASSIC BODY)

Ascent front bumper (*13-18 only) (ZEON, VR12, VR10, 9.5cti, 9.5sp, X29i, X29, M8, VR8)	100922
Baja Grille Guard Tube (*13-18 only)	100475
Ascent rear bumper (*10-17 only)	96440

Gen II Trans4mer

Winch Carrier Kit, Mid Frame, Black (ZEON, VR12, VR10, 9.5cti, 9.5sp, X29i, X29, M8, VR8)	88240
Bracket Kit (Required)	90135
Grille Guard Kit, Black	81610
Short Grille Guard Kit, Black	84785
Headlamp Guard Kit, Black	81620
Light Bar Kit, Black	80143
Receiver Kit, Black	80149

*19-21 RAM HD 2500 & 3500 2WD & 4WD (NEW BODY STYLE)

Ascent front bumper (ZEON, VR12, VR10, 9.5cti, 9.5sp, X29i, X29, M8, VR8)	104256
Baja Grille Guard Tube	104825
Ascent XP front bumper (Non-Winch)	107284
Ascent HD front bumper (No Grille Guard) (fits mid-frame or large-frame winches up to 18k lbs. including 16.5ti)	107001
Ascent HD front bumper (Full Grille Guard) (fits mid-frame or large-frame winches up to 18k lbs. including 16.5ti)	107002
Ascent HD front bumper (with Baja Grille Guard) (fits mid-frame or large-frame winches up to 18k lbs. including 16.5ti)	107003
Ascent rear bumper	106619

Gen III Trans4mer

Winch Carrier, Mid Frame (ZEON, VR12, VR10, 9.5cti, 9.5sp, X29i, X29i, M8, VR8)	107650
Winch Carrier, Large Frame (16.5ti, M15, M12, M8274)	107651
Winch Carrier, Series (Fits Foot-down Series G1 & Series G2 electric winches with 10" drums)	107652
Bracket Kit (Required) (AO)	108004
Center Grille Guard for Kit (Optional)	102957
Full Grille Guard Kit (Optional)	104821

*19-21 RAM HD 4500 & 5500 2WD & 4WD (NEW BODY STYLE)

Ascent HD front bumper (No Grille Guard) (fits mid-frame or large-frame winches up to 18k lbs. including 16.5ti)	107001
Ascent HD front bumper (Full Grille Guard) (fits mid-frame or large-frame winches up to 18k lbs. including 16.5ti)	107002
Ascent HD front bumper (with Baja Grille Guard) (fits mid-frame or large-frame winches up to 18k lbs. including 16.5ti)	107003
Ascent rear bumper	106619

Gen III Trans4mer

Winch Carrier, Mid Frame (ZEON, VR12, VR10, 9.5cti, 9.5sp, X29i, X29i, M8, VR8)	107650
Winch Carrier, Large Frame (16.5ti, M15, M12, M8274)	107651
Winch Carrier, Series (Fits Foot-down Series G1 & Series G2 electric winches with 10" drums)	107652
Bracket Kit (Required) (AO)	108004
Center Grille Guard for Kit (Optional)	102957
Full Grille Guard Kit (Optional)	104821

*11-18 DODGE RAM HD 4500 & 5500

Gen II Trans4mer	
Winch Carrier Kit, Large Frame, Black (16.5ti, M15, M12, M8274-50)	90110
Winch Carrier Kit, Mid Frame, Black (ZEON, VR12, VR10, 9.5cti, 9.5sp, X29i, X29, M8, VR8)	88240
Winch Carrier kit; Industrial; Black (Series 15, 12, 9)	91405
Bracket Kit (Required)	94329
Grille Guard Kit, Black	81610
Short Grille Guard Kit, Black (M)	84785
Headlamp Guard Kit, Black	82695
Light Bar Kit, Black (M)	80143
Receiver Kit, Black	80149

*13-18 RAM HD 2500 & 3500 2WD & 4WD

Ascent front bumper (ZEON, VR12, VR10, 9.5cti, 9.5sp, X29i, X29, M8, VR8)	100923
Baja Grille Guard Tube	100473
Ascent rear bumper (*14-18 only)	96445
Ascent rear bumper (2013 only)	96440

Gen II Trans4mer

Winch Carrier Kit, Large Frame, Black (16.5ti, M15, M12, M8274-50)	90110
Winch Carrier Kit, Mid Frame, Black (ZEON, VR12, VR10, 9.5cti, 9.5sp, X29i, X29, M8, VR8)	88240
Winch Carrier kit; Industrial; Black (Series 15, 12, 9)	91405
Bracket Kit (Required)	92130
Grille Guard Kit, Black	81610
Short Grille Guard Kit, Black	84785
Headlamp Guard Kit, Black	82695
Light Bar Kit, Black	80143
Receiver Kit, Black	80149

*10-12 RAM HD 2500 & 3500 2WD & 4WD

Ascent front bumper (ZEON, VR12, VR10, 9.5cti, 9.5sp, X29i, X29, M8, VR8)	100923
Baja Grille Guard Tube	100473
Ascent rear bumper	96440

*03-05 DODGE RAM HD 2500 & 3500 2WD & 4WD (EXCLUDES "SPORT" PACKAGE)

Multi-Mount Winch Frame (ZEON & ZEON 10, 9.5sp, X29i, X29, M8, VR10, VR8) (L)(N)	107000
--	--------

*94-02 DODGE RAM 3/4, 1 TON 2WD & 4WD; *94-01 RAM 1/2 TON 2WD & 4WD (EXCLUDES *02 RAM 1/2 TON NEW BODY STYLE; EXCLUDES *99-02 "SPORT" PACKAGE)

Multi-Mount Winch Frame (ZEON & ZEON 10, 9.5sp, X29i, X29, M8, VR10, VR8) (L)	107000
---	--------

DODGE/RAM TRUCKS

4WD HUBS

Vehicle Model	Year	Cautionary Footnotes	Spindle Count	Standard Manual PN	Premium Manual PN	Spindle Nut Kit Std/Prem	Hub Service Kit	
							Std	Prem
1/2 Ton Pickup	'57-68		19		9072			7302
1/2 Ton Pickup & Ramcharger	'69-74		19	9790	20990		11967	20825
1/2, 3/4 Ton Pickup & Ramcharger	'80-93		19	9790	20990		11967	20825
3/4 Ton Pickup	'90-93		30	11690	38826		11714	11714
3/4 Ton Pickup	'57-74		19		9072			7302
1 Ton Pickup	'90-93		30	11690	38826		11714	11714

FORD

MOUNTING SYSTEMS

*21 BRONCO (2WD & 4WD)

Elite Bumpers	
Elite Front Bumper (with Baja Bar)	107856
Elite Front Bumper (No Grille Guard)	107870

*17-21 SUPER DUTY, F-250, F-350 (2WD & 4WD)

Ascent front bumper (ZEON, VR12, VR10, 9.5cti, 9.5sp, X29i, X29, M8, VR8) (AL)	100918
Baja Grille Guard Tube	100472
Ascent XP front bumper (Non-Winch) (AL)	107290
Ascent HD front bumper (No Grille Guard) (fits mid-frame or large-frame winches up to 18k lbs. including 16.5ti) (AL)	106916
Ascent HD front bumper (Full Grille Guard) (fits mid-frame or large-frame winches up to 18k lbs. including 16.5ti) (AL)	106914
Ascent HD front bumper (with Baja Grille Guard) (fits mid-frame or large-frame winches up to 18k lbs. including 16.5ti) (AL)	106918
Ascent rear bumper	98050

Gen III Trans4mer

Winch Carrier, Mid Frame (ZEON, VR12, VR10, 9.5cti, 9.5sp, X29i, X29i, M8, VR8) (AL)	107650
Winch Carrier, Large Frame (16.5ti, M15, M12, M8274) (AL)	107651
Winch Carrier, Series (Fits Foot-down Series G1 & Series G2 electric winches with 10" drums) (AL)	107652
Bracket Kit (Required) (AO)(AL)	108001
Center Grille Guard for Kit (Optional)	102957
Full Grille Guard Kit (Optional)	103012

Gen II Trans4mer

Winch Carrier Kit, Large Frame, Black (16.5ti, M15, M12, M8274-50) (AL)	90110
Winch Carrier Kit, Mid Frame, Black (PowerPlant 9.5 G 12, ZEON, VR12, VR10, 9.5cti, 9.5sp, X29i, X29, M8, VR8) (AL)	88240
Winch Carrier Kit; Industrial; Black (Series 15, 12, 9) (AL)	91405
Bracket Kit (Required)	98080
Grille Guard Kit, Black	98090
Short Grille Guard Kit, Black (M)	84785
Headlamp Guard Kit, Black	98095
Light Bar Kit, Black (M)	80143
Receiver Kit, Black	80149

Hidden Mount 2020-2021 Models (brackets)(P)	107168
Skirting Kit (required for above kit)	107190
Hidden Mount 2017-2019 Models (16.5ti, M15, M12) (AL)(P)	98055
Skirting Kit (required for above kit)	98336

Heavy Duty Bumper With Grille/Brush Guard, Black (16.5ti, M15, M12) (AL)	99396
--	-------

Heavy Duty Bumper Without Grille/Brush Guard, Black (16.5ti, M15, M12) (AL)	99395
---	-------

*17-21 SUPER DUTY, F-450, F-550 (2WD & 4WD)

Ascent front bumper (ZEON, VR12, VR10, 9.5cti, 9.5sp, X29i, X29, M8, VR8) (AL)	100918
Baja Grille Guard Tube	100472
Ascent XP front bumper (Non-Winch) (AL)	107290
Ascent HD front bumper (No Grille Guard) (fits mid-frame or large-frame winches up to 18k lbs. including 16.5ti) (AL)	107181
Ascent HD front bumper (Full Grille Guard) (fits mid-frame or large-frame winches up to 18k lbs. including 16.5ti) (AL)	107182
Ascent rear bumper	98050

Gen III Trans4mer

Winch Carrier, Mid Frame (ZEON, VR12, VR10, 9.5cti, 9.5sp, X29i, X29i, M8, VR8) (AL)	107650
Winch Carrier, Large Frame (16.5ti, M15, M12, M8274) (AL)	107651
Winch Carrier, Series (Fits Foot-down Series G1 & Series G2 electric winches with 10" drums) (AL)	107652
Bracket Kit (Required) (AO)(AL)	108001
Center Grille Guard for Kit (Optional)	102957
Full Grille Guard Kit (Optional)	103012

Gen II Trans4mer

Winch Carrier Kit, Large Frame, Black (16.5ti, M15, M12, M8274-50) (AL)	90110
Winch Carrier Kit, Mid Frame, Black (PowerPlant 9.5, 12, ZEON, VR12, VR10, 9.5cti, 9.5sp, X29i, X29, M8, VR8) (AL)	88240
Winch Carrier Kit; Industrial; Black (Series 15, 12, 9) (AL)	91405
Bracket Kit (Required)	98080
Grille Guard Kit, Black	98090
Short Grille Guard Kit, Black (M)	84785
Headlamp Guard Kit, Black	98095
Light Bar Kit, Black (M)	80143
Receiver Kit, Black	80149

Hidden Mount 2020-2021 Models (brackets)(P)	107168
Skirting Kit (required for above kit)	107190
Hidden Mount 2017-2019 Models (16.5ti, M15, M12) (AL)(P)	98055
Skirting Kit (required for above kit)	98336

Heavy Duty Bumper With Grille/Brush Guard, Black (16.5ti, M15, M12) (AL)	99396
--	-------

Heavy Duty Bumper Without Grille/Brush Guard, Black (16.5ti, M15, M12) (AL)	99395
---	-------

MOUNTING SYSTEMS FOOTNOTES:

(P) Moves factory bumper forward five inches.

(M) Not compatible when installing M8274-50 winch.

(AL) Not compatible with Adaptive Cruise Control.

(AO) Max Winch Capacity 10,000 lbs.

MOUNTING SYSTEMS (CONTINUED)

MOUNTING SYSTEMS FOOTNOTES:

- (L) 20"/6in Power Lead (PN 32962) or 24"/6in Power Lead (PN 32966) required for winching from rest.
- (P) Moves factory bumper forward five inches.
- (I) Intended to be sold with PN 38772.
- (R) Front Receiver applications (does not fit diesels) '89-'91 Pickup 1/2 Ton (2 & 4WD) and 3/4 Ton 2WD is PN 25862. '89-'91 Pickup 3/4 Ton 4WD with leaf springs is PN 25862.
- (S) Must be Rev. 08 for '99-'00 models.
- (T) Must be Rev. 08 for 45000 winch PN 47550, 48500.
- (U) Requires Factory Tow Hooks or Adapter Kit PN 37174.
- (W) Riser Fairlead Cover 25580 recommended.
- (X) Cannot be used with optional factory driving lights.
- (Y) Requires Factory Tow Hooks or Adapter Kit.
- (M) Not compatible when installing M8274-50 winch.
- (A1) Not compatible with Adaptive Cruise Control.
- (AN) Max Winch Capacity 12,000 lbs.

'16-16 SUPER DUTY, F-250, F-350, F-450, F-550 (2WD & 4WD)		
Ascent front bumper (ZEON, VR12, VR10, 9.5cti, 9.5sp, XD9i, XD9, M8, VR8) (AL)		100917
Baja Grille Guard Tube		100475
Ascent XP front bumper (Non-Winch) (AL)		107290
Ascent rear bumper		96290
Gen II Trans4mer		
Winch Carrier Kit, Large Frame, Black (16.5in, M15, M12, M8274-50) (AL)		90110
Winch Carrier Kit, Mid Frame, Black (ZEON, VR12, VR10, 9.5cti, 9.5sp, XD9i, XD9, M8, VR8) (AL)		88240
Winch Carrier Kit, Industrial, Black (Series 15, 12, 9) (AL)		91405
Bracket Kit (Required)		90155
Grille Guard Kit, Black		85055
Short Grille Guard Kit, Black (M)		84785
Headlamp Guard Kit, Black		84795
Light Bar Kit, Black (M)		80143
Receiver Kit, Black		80149
Hidden Mount (16.5in, M15, M12) (AL)(P)		
Skirting Kit (required for above kit)		84515
		84520
'08-10 SUPER DUTY, F-250, F-350, F-450, F-550 (2WD & 4WD)		
Gen II Trans4mer		
Winch Carrier Kit, Large Frame, Black (16.5in, M15, M12, M8274-50) (AL)		90110
Winch Carrier Kit, Mid Frame, Black (ZEON, VR12, VR10, 9.5cti, 9.5sp, XD9i, XD9, M8, VR8) (AL)		88240
Winch Carrier Kit, Industrial, Black (Series 15, 12, 9) (AL)		91405
Bracket Kit (Required)		90130
Light Bar Kit, Black (M)		80143
Receiver Kit, Black		80149
'05-07 SUPER DUTY, F-250, F-350, F-450, F-550 (2WD & 4WD); EXCLUDES EXCURSION		
Multi-Mount Winch Frame (ZEON 8, ZEON 10, 9.5sp, XD9i, XD9, M8, VR10, VR8) (L)		
		107000
'99-04 SUPER DUTY, F-250, F-350, F-450, F-550 (2WD & 4WD); '00-04 EXCURSION		
Hidden Mount (16.5in, M15, M12) (AL)(P)(U)(W)(X)		62289
Skirting Kit (required for above kit)		38772
'19-21 RANGER (NOT COMPATIBLE W/ADAPTIVE CRUISE CONTROL)		
Ascent front bumper (ZEON, VR12, VR10, 9.5cti, 9.5sp, XD9i, XD9, M8, VR8) (AL)		103465
Baja Grille Guard Tube		104296
Ascent rear bumper (AL)		105863
Gen III Trans4mer		
Winch Carrier, Mid Frame (ZEON, VR12, VR10, 9.5cti, 9.5sp, XD9, XD9i, M8, VR8) (AL)		107650
Bracket Kit (Required) (AN)		108002
Center Grille Guard for Kit (Optional)		104255
Full Grille Guard Kit (Optional)		103379
'17-20 F-150 RAPTOR 4WD		
Ascent front bumper (w/welded-on grille guard tube) (ZEON, VR12, VR10, 9.5cti, 9.5sp, XD9i, XD9, M8, VR8)		99850
Ascent XP front bumper (Non-Winch)		107280
'21 F-150 4WD (FITS STANDARD AND ECOBOOST MODEL; NOT COMPATIBLE WITH VEHICLES EQUIPPED WITH ADAPTIVE CRUISE CONTROL)		
Ascent front bumper (ZEON, VR12, VR10, 9.5cti, 9.5sp, XD9i, XD9, M8, VR8) (AL)		107638
Ascent XP front bumper (Non-Winch) (AL)		107660
Gen III Trans4mer		
Winch Carrier, Mid Frame (ZEON, VR12, VR10, 9.5cti, 9.5sp, XD9, XD9i, M8, VR8) (AL)		107650
Bracket Kit (Required) (AL) (AN)		107653
Center Grille Guard for Kit (Optional)		102957
Full Grille Guard Kit (Optional)		107685

'18-20 F-150 4WD (FITS STANDARD AND ECOBOOST MODEL; NOT COMPATIBLE WITH VEHICLES EQUIPPED WITH ADAPTIVE CRUISE CONTROL)		
Ascent front bumper (ZEON, VR12, VR10, 9.5cti, 9.5sp, XD9i, XD9, M8, VR8) (AL)		100916
Baja Grille Guard Tube		100473
Ascent XP front bumper (Non-Winch) (AL)		107282
Ascent rear bumper		96255
Gen II Trans4mer		
Winch Carrier Kit, Mid Frame, Black (ZEON, VR12, VR10, 9.5cti, 9.5sp, XD9i, XD9, M8, VR8) (AL)		88240
Bracket Kit (Required)		100836
Grille Guard Kit, Black		95337
Headlamp Guard Kit, Black		95366
Light Bar Kit, Black (M)		80143
Receiver Kit, Black		80149
'15-17 F-150 4WD (FITS STANDARD AND ECOBOOST MODEL; NOT COMPATIBLE WITH VEHICLES EQUIPPED WITH ADAPTIVE CRUISE CONTROL)		
Ascent front bumper (ZEON, VR12, VR10, 9.5cti, 9.5sp, XD9i, XD9, M8, VR8) (AL)		100915
Baja Grille Guard Tube		100472
Ascent rear bumper		96255
Gen II Trans4mer		
Winch Carrier Kit, Mid Frame, Black (ZEON, VR12, VR10, 9.5cti, 9.5sp, XD9i, XD9, M8, VR8) (AL)		88240
Bracket Kit (Required)		95176
Grille Guard Kit, Black		95337
Headlamp Guard Kit, Black		95366
Light Bar Kit, Black (M)		80143
Receiver Kit, Black		80149
'08-14 F-150 4WD		
Gen II Trans4mer		
Winch Carrier Kit, Mid Frame, Black (ZEON, VR12, VR10, 9.5cti, 9.5sp, XD9i, XD9, M8, VR8)		88240
Bracket Kit (Required)		90125
Light Bar Kit, Black (M)		80143
Receiver Kit, Black		80149
'99-03 F-150 & F-250 LIGHT DUTY 4WD ONLY; '99-02 EXPEDITION 4WD, '01-03 SUPER CREW 4WD		
Hidden Mount (9.5cti, 9.5sp, XD9i, XD9, M8, VR8) (S)(U)		34701
Multi-Mount Winch Frame (ZEON 8, ZEON 10, 9.5sp, XD9i, XD9, M8, VR10, VR8) (L)		
		107000
'97-98 F-150 & F-250 LIGHT DUTY 4WD ONLY, EXPEDITION 4X4		
Hidden Mount (ZEON, ZEON Platinum, VR, 9.5cti, 9.5sp, XD9, M8) (T)(Y)		34701
Multi-Mount Winch Frame (ZEON 8, ZEON 10, 9.5sp, XD9i, XD9, M8, VR10, VR8) (L)(Y)		
		107000
'92-96 F-SERIES PICKUP 1/2, 3/4, 1 TON; BRONCO (INCLUDES COMMERCIAL F-350 & SUPER DUTY), '97 F-250 HEAVY DUTY & F-350		
Multi-Mount Winch Frame (ZEON 8, ZEON 10, 9.5sp, XD9i, XD9, M8, VR10, VR8) (L)		107000
'87-91 F-SERIES PICKUP 1/2, 3/4, 1 TON; BRONCO		
Multi-Mount Winch Frame (ZEON 8, ZEON 10, 9.5sp, XD9i, XD9, M8, VR10, VR8) (L)		107000
Front Receiver		(R)
'80-86 F-SERIES PICKUP 1/2, 3/4, 1 TON; BRONCO		
Multi-Mount Winch Frame (ZEON 8, ZEON 10, 9.5sp, XD9i, XD9, M8, VR10, VR8) (L)		107000
Front Receiver		(R)

4WD HUBS

Vehicle Model	Year	Cautionary Footnotes	Spine Count	Standard Manual PN	Premium Manual PN	Spindle Nut Kit Std/Prem	Hub Service Kit	
							Std	Prem
Bronco II, Ranger	'83-89	E, D	23	29070		27988	39128	
Explorer	'90-94	D, E	27	29071		32720	39128	
Ranger	'90-97	E, D	27	29071		32720	39128	
Bronco	'66-96	B, G, H	19	9790	20990	32720	11967	20825
1/2 Ton Pickup	'59-96	B, C, H	19	9790	20990	32720	11967	20825
3/4 Ton Pickup	'59-75		19	9790	20990		11967	20825
3/4 Ton Pickup, Light Duty	'775-97	H	19	9790	20990	32720	11967	20825
3/4 Ton Pickup, Heavy Duty	'63-77	G	19		9072			7302
3/4 Ton Pickup, Heavy Duty	'78-97	H	30	11690	38826	32721	11714	11714
1 Ton Pickup	'78-97	H	30	11690	38826	32721	11714	11714
Super Duty (F-250/350)	'99-04	K	30	11690	38826		11714	11714
Excursion	'99-05		30	11690	38826		11714	11714
Super Duty (F-250/350/450/550)	'05-20		35		95060 (Black)			95080
Super Duty (F-250/350/450/550)	'05-20		35		95070 (Chrome)			95080

- 4WD HUBS FOOTNOTES:**
- B Will not fit '87-early '88 model vehicles. (Range mount. (Driver item only. See Ford parts & service).
 - D Very early '90 vehicles with 22 tooth axle spline require 1989 model hubs.
 - E When replacing factory automatic hubs with manual hubs, you must also purchase Spindle Nut Conversion Kit #27988 for '83-'89 vehicles; Conversion Kit #22720 for '90-'92.
 - G Vehicles with full-time 4WD will require a transfer case conversion kit.
 - H When replacing automatic 2 hole cap screw hubs with manual hubs, you must purchase corresponding spindle nut conversion kit per application chart.
 - K Will not fit dual wheel application.

INTERNATIONAL HARVESTER

4WD HUBS

Vehicle Model	Year	Cautionary Footnotes	Spine Count	Standard Manual PN	Premium Manual PN	Spindle Nut Kit Std/Prem	Hub Service Kit	
							Std	Prem
Scout	'61-70		10		29062			7300
Scout II, Terra, Traveler	'71-80		27		9062			7300
1/2 Ton Pickup, Travelall	'68-75		19	9790	20990		11967	20825
1/2 Ton, 3/4 Ton Pickup	'56-72		19		9072			7302

ISUZU

4WD HUBS

Vehicle Model	Year	Cautionary Footnotes	Spine Count	Standard Manual PN	Premium Manual PN	Spindle Nut Kit Std/Prem	Hub Service Kit	
							Std	Prem
Amigo	'87-99		17		61385			61693
Rodeo	'91-99		17		61385			61693
Trooper II	'87-99		17		61385			61693

MOUNTING SYSTEMS/FRONT BUMPERS

MOUNTING SYSTEMS FOOTNOTES:

- (L) 20"/6in Power Lead (PN 32962) or 24"/8in Power Lead (PN 32966) required for winching from rest.
- (M) Not compatible with M8274-50 winch.
- (AF) Will fit standard bumper and factory optional Jeep tube bumper.
- (AA) Hard Winch Cover not compatible with Cable Guard.
- (AB) Will not mount to Mopar accessory tube bumper.
- (AC) Requires winch plate 37170.
- (AD) Requires winch plate 33910 or 31292.

*10-21 JEEP WRANGLER JL AND GLADIATOR JT	
Crawler Series Front Bumper with grille guard tube (winch mounts directly to bumper) (VR12, VR10, ZEON, 9.5cti, 9.5sp, XD9i, XD9, M8, VR8)	102146
Crawler Series Front Bumper without grille guard tube (winch mounts directly to bumper) (VR12, VR10, ZEON, 9.5cti, 9.5sp, XD9i, XD9, M8, VR8)	102145
Crawler Series Stubby Bumper with grille guard tube (winch mounts directly to bumper) (VR12, VR10, ZEON, 9.5cti, 9.5sp, XD9i, XD9, M8, VR8)	102520
Crawler Series Stubby Bumper without grille guard tube (winch mounts directly to bumper) (VR12, VR10, ZEON, 9.5cti, 9.5sp, XD9i, XD9, M8, VR8)	102510
Skid Plate for Elite/Crawler Series bumper (fits all Elite and Crawler Series front bumpers above)	101445
Mounting Plate Kit for Crawler Series front bumper (M8274-50)	102705
*10-21 JEEP WRANGLER JL AND GLADIATOR JT	
Elite Series Front Bumper with grille guard tube (winch mounts directly to bumper) (VR12, VR10, ZEON, XD9i, XD9, M8, VR8)	101337
Elite Series Front Bumper without grille guard tube (winch mounts directly to bumper) (VR12, VR10, ZEON, XD9i, XD9, M8, VR8)	101335
Elite Series Stubby Front Bumper with grille guard tube (winch mounts directly to bumper) (VR12, VR10, ZEON, XD9i, XD9, M8, VR8)	101330
Elite Series Stubby Front Bumper without grille guard tube (winch mounts directly to bumper) (VR12, VR10, ZEON, XD9i, XD9, M8, VR8)	101325
Elite Rear Bumper for JT Gladiator	106300
Skid Plate for Elite/Crawler Series Bumper (fits all Elite and Crawler Series front bumpers above)	101445
Winch mount plate (for use with OE factory winch ready bumper only) (VR12, VR10, ZEON, XD9, M8, VR8)	101255
Grille Guard Tube - Low (fits Jeep JK Rubicon Mopar OE bumper)	102355
Grille Guard Tube - Standard (fits Jeep JK Rubicon Mopar OE bumper)	102350
Grille Guard Tube - Stinger (fits Jeep JK Rubicon Mopar OE bumper)	102346
*17-18 JEEP WRANGLER JK (INCLUDES RUBICON, UNLIMITED, UNLIMITED RUBICON, 2 DOOR/4 DOOR; 2WD/4WD)	
Crawler Series Front Bumper full width with grille guard tube (winch mounts directly to bumper) (VR12, VR10, ZEON, 9.5cti, 9.5sp, XD9i, XD9, M8, VR8)	102146
Crawler Series Front Bumper full width without grille guard tube (winch mounts directly to bumper) (VR12, VR10, ZEON, 9.5cti, 9.5sp, XD9i, XD9, M8, VR8)	102145
Crawler Series Stubby Bumper with grille guard tube (winch mounts directly to bumper) (VR12, VR10, ZEON, 9.5cti, 9.5sp, XD9i, XD9, M8, VR8)	102520
Crawler Series Stubby Bumper without grille guard tube (winch mounts directly to bumper) (VR12, VR10, ZEON, 9.5cti, 9.5sp, XD9i, XD9, M8, VR8)	102510
Skid Plate for Elite/Crawler Series bumper (fits all Elite and Crawler Series front bumpers above)	101565
Mounting Plate Kit for Crawler Series front bumper (M8274-50)	102705

Elite Series Front Bumper with grille guard tube (winch mounts directly to bumper) (VR12, VR10, ZEON, XD9i, XD9, M8, VR8)	101465
Elite Series Front Bumper without grille guard tube (winch mounts directly to bumper) (VR12, VR10, ZEON, XD9i, XD9, M8, VR8)	101420
Elite Series Stubby Front Bumper with grille guard tube (winch mounts directly to bumper) (VR12, VR10, ZEON, XD9i, XD9, M8, VR8)	101450
Elite Series Stubby Front Bumper without grille guard tube (winch mounts directly to bumper) (VR12, VR10, ZEON, XD9i, XD9, M8, VR8)	101410
Skid Plate for Elite Series Bumper	101565

Mounting Plate Kit for factory front bumper (fits '12-'17 only) (VR12, VR10, ZEON, 9.5cti, 9.5sp, XD9i, XD9, M8, VR8)	88140
*97-06 WRANGLER TJ	
Rock Crawler Stubby Front Bumper Bumper without grille guard tubes (includes winch mounting plate) (VR12, VR10, ZEON, 9.5cti, 9.5sp, XD9i, XD9, M8, VR8) (M)	87700
Rock Crawler Full Width Front Bumper Bumper only (order mounting plate below to mount winch)	61853
Mounting Plate Kit for factory bumper or Full Width Rock Crawler Bumper (VR12, VR10, ZEON, 9.5cti, 9.5sp, XD9i, XD9, M8, VR8) (AF)	37170
(M8274-50) (AB)	38671
Grille Guard Tube For WARN Full Width Rock Crawler Bumper (AA)(AC)	61855

*07-05 WRANGLER YJ; '91 RENEGADE	
Rock Crawler Front Bumper (Bumper only)	61856
*76-86 CJ, SCRAMBLER	
Rock Crawler Front Bumper Bumper only (order mounting plate below to mount winch)	61859
Mounting Plate Kit for factory bumper or WARN Rock Crawler Bumper (VR12, VR10, ZEON, 9.5cti, 9.5sp, XD9i, XD9, M8, VR8) (M8274-50)	13910
(M8274-50)	11310
Grille Guard Tube For WARN Rock Crawler Bumper (AD)	61861

*97-02 GRAND CHEROKEE	
Multi-Mount Winch frame (M6000) (L)	107000
Front Receiver (Rated for use with the M6000 and M6000 SOP only)	61768

*10-19 JEEP WRANGLER JL (INCLUDES RUBICON, UNLIMITED, UNLIMITED RUBICON, 2 DOOR/4 DOOR; 2WD/4WD)	
Elite Series Rear Bumper (designed to accept separate tire carrier)	102190
Tire carrier (designed for use with PN 102190)	102255
Rotopax Mount (for use with PN 102255)	102668
Offroad jack mount (for use with 89800 tire carrier)	102670
Elite Series Rear Bumper (bumper only) (will not accept tire carrier)	102410
*17-18 JEEP WRANGLER JK (INCLUDES RUBICON, UNLIMITED, UNLIMITED RUBICON, 2 DOOR/4 DOOR; 2WD/4WD)	
Elite Series Rear Bumper (designed to accept tire carrier) (sold separately) (Can be used with factory tailgate mounted tire carrier with stock size tires)	89525
Tire carrier	89800
Offroad jack mount (for use with 89800 tire carrier)	90030

*97-06 TJ WRANGLER (INCLUDES RUBICON AND UNLIMITED)	
Rock Crawler Rear Bumper (will not accept tire carrier)	61857
Rock Crawler Rear Bumper (designed to accept tire carrier) (sold separately)	65508
Tire carrier (for use with PN 65508)	64337
*87-96 YJ WRANGLER	
Rock Crawler Rear Bumper (will not accept tire carrier)	61857
*76-86 CJ5, CJ7, CJ8	
Rock Crawler Rear Bumper (will not accept tire carrier)	61860
Rock Crawler Rear Bumper (designed to accept tire carrier) (sold separately) (AE)	62947
Tire carrier (for use with PN 62947)	63253
Rock Crawler Rear Bumper (designed to accept tire carrier) (sold separately)	
Tire Carrier (for use with PN 74300)	74299

4WD HUBS

Vehicle Model	Year	Cautionary Footnotes	Spine Count	Standard Manual PN	Premium Manual PN	Spindle Nut Kit Std/Prem	Hub Service Kit	
							Std	Prem
CJ, Universal, M38A1, Willys	'71 & Prior	A	10		29062			7300
CJ, Universal (6 bolt)	'72-80	G	27		9062			7300
CJ, Universal Scrambler (5 bolt)	'81-86	F	27	28751				
Jeepster C101 Commando	'66-71		10		29062			7300
Jeepster C104	'72-73		27		9062			7300
Gladiator, Wagoneer, Pickup	'73 & Prior		10		29062			7300
Full Size Wagoneer, Cherokee, J-10 Pickup, Commander	'74-91	G	19	9790	20990		11967	20825
J-20 Pickup (heavy axle)	'72-76		19		9072			7302
J-20 Pickup	'77-87		19	9790	20990		29062	20825
Jeep Station Wagon, Pickup	'65 & Prior		10		29062			7300

JEEP HUBS FOOTNOTES:

- A Very early vehicles may require that the threaded axle end be cut off.
- F Will not fit vehicles with factory optional chrome wheels.
- G Vehicles with full-time 4WD will require a transfer case conversion kit.

JEEP ACCESSORIES

Description	Part Number
JL Rubicon Bumper Recovery Point	102370
Rubicon Accs - Winch Carrier	101255
Rubicon Accs - Hook Stay red	102300
Rubicon Accs - Hook Stay blk	102222
Rubicon Accs - grille guard - stinger	102346
Rubicon Accs - grille guard - mid	102350
Rubicon Accs - grille guard - low	102355
2018+ Jeep JK & JL Doors - Front	103101
2018+ Jeep JK & JL Doors - Rear	103102

JEEP BODY ARMOR

Description	Year/Model	Part Number
Steps for Rock Sliders	2018+ JL/JT	102254
Rock Sliders	2020 JT Gladiator	106370
Rock Sliders	18-20 JL 4 Door	102740
Rock Sliders	18-20 Jeep JL 2 Door	102759
Rock Sliders	97-02 TJ	63002
Skid Plate	2018+ JL/JT	101445
Fuel Tank Skid Plate	'97-06 TJ	67820
Fuel Tank Skid Plate	'87-96 YJ	66550
Steering Box Skid Plate	97-06 TJ	64250

Description	Axle	Part Number
Differential Skid Plate (Black)	Dana 30	65443
Differential Skid Plate (Black)	Dana 44	65447

MOUNTING SYSTEMS FOOTNOTES:

- (AE) Some vehicles may require additional spacers to fit bumper. Contact Warn Customer Service if needed.

MAZDA

4WD HUBS

MAZDA HUBS FOOTNOTES:
E When replacing factory automatic hubs with manual hubs, you must also purchase Spindle Nut Conversion Kit #27388 for '87-89 vehicles; Conversion Kit #32720 for '90-97

Vehicle Model	Year	Cautionary Footnotes	Spline Count	Standard Manual PN	Premium Manual PN	Spindle Nut Kit Std/Prem	Hub Service Kit	
							Std	Prem
Pickup	'94-97	E	27	29071		32720	39128	
Navajo	'90-94	E	27	29071		32720	39128	

NISSAN

4WD HUBS

NISSAN HUBS FOOTNOTES:
I Hub Set includes Stud Kit (PN 38002)

Vehicle Model	Year	Cautionary Footnotes	Spline Count	Standard Manual PN	Premium Manual PN	Spindle Nut Kit Std/Prem	Hub Service Kit	
							Std	Prem
Pickup, Pathfinder	'86.5-89	I	27		28739			29061
Pickup, 4 cylinder	'90-93	I	27		28739			29061
Pickup (incl. Frontier), 4 cyl.	'94-01	I	28		29091			29061
Pickup (incl. Frontier), Pathfinder, 6 cyl	'90-01	I	28		29091			29061
Xterra	'00	I	28		29091			29061

SUBARU

MOUNTING SYSTEMS

*18-20 CROSSTREK	
Semi-Hidden Mount (Axon 45, Axon 55)	106221
Grille Guard with Light Mounting Tabs	106236

*20-21 OUTBACK	
Semi-Hidden Mount (Axon 45, Axon 55)	106396
Grille Guard with Light Mounting Tabs	106398

*19-21 FORESTER	
Semi-Hidden Mount (Axon 45, Axon 55)	106413
Grille Guard with Light Mounting Tabs	106236

SUZUKI

4WD HUBS

SUZUKI HUBS FOOTNOTES:
I Not for front axle disconnect systems

Vehicle Model	Year	Cautionary Footnotes	Spline Count	Standard Manual PN	Premium Manual PN	Spindle Nut Kit Std/Prem	Hub Service Kit	
							Std	Prem
Samurai, Sierra	'82-01	J	26		34581			7309
Sidekick, X-90, Vitara, Escudo	'89-01	J	26		34581			7309

TOYOTA

MOUNTING SYSTEMS

*16-21 TACOMA 4WD PICKUP	
Ascent front bumper (ZEON, 9.5crt, 9.5crt, XD9i, XD9, M8, VR12, VR10, VR8)	100927
Baja Grille Guard Tube	100476
Ascent rear bumper	98054

Semi-Hidden Mount (ZEON, 9.5crt, 9.5crt, XD9i, XD9, M8, VR12, VR10, VR8)	100044
Semi-Hidden Mount (No Grille Guard Tube) (ZEON, 9.5crt, 9.5crt, XD9i, XD9, M8, VR12, VR10, VR8)	106252

*12-15 TACOMA 4WD PICKUP	
Semi-Hidden Mount Kit (ZEON, 9.5crt, 9.5crt, XD9i, XD9, M8, VR12, VR10, VR8)	102874
Semi-Hidden Mount (No Grille Guard Tube) (ZEON, 9.5crt, 9.5crt, XD9i, XD9, M8, VR12, VR10, VR8)	106670

*05-11 TACOMA 4WD PICKUP	
Semi-Hidden Mount Kit (ZEON, 9.5crt, 9.5crt, XD9i, XD9, M8, VR12, VR10, VR8)	102876
Semi-Hidden Mount (No Grille Guard Tube) (ZEON, 9.5crt, 9.5crt, XD9i, XD9, M8, VR12, VR10, VR8)	106668

*98-00 TACOMA 4WD PICKUP, *98-00 PRERUNNER	
Multi-Mount Winch Frame (ZEON 8, ZEON 10, 9.5crt, XD9i, XD9, M8, VR10, VR8) (L)	107000
Front Receiver (AH)	33025

*95-97 TACOMA 4WD PICKUP	
Multi-Mount Winch Frame (ZEON 8, ZEON 10, 9.5crt, XD9i, XD9, M8, VR10, VR8) (L)	107000
Front Receiver	33025

*14-21 TUNDRA 2WD & 4WD	
Ascent front bumper (ZEON, 9.5crt, 9.5crt, XD9i, XD9, M8, VR12, VR10, VR8)	99777
Baja Grille Guard Tube	100472
Ascent rear bumper	100360

Semi-Hidden Mount Kit (ZEON, 9.5crt, 9.5crt, XD9i, XD9, M8, VR12, VR10, VR8)	103209
--	--------

Semi-Hidden Mount (No Grille Guard Tube) (ZEON, 9.5crt, 9.5crt, XD9i, XD9, M8, VR12, VR10, VR8)	106674
---	--------

*14-21 4RUNNER	
Semi-Hidden Mount (ZEON, 9.5crt, 9.5crt, XD9i, XD9, M8, VR12, VR10, VR8)	100022
Semi-Hidden Mount (No Grille Guard Tube) (ZEON, 9.5crt, 9.5crt, XD9i, XD9, M8, VR12, VR10, VR8)	106254

*92-95 4WD PICKUP, HILUX (EXCLUDES TACOMA)	
Rock Crawler Front Bumper (9.5crt, 9.5crt, XD9i, XD9, M8, M6, VR12, VR10, VR8)	68450
Grille Guard Tube (for bumper PN 68450)	68451
Rock Crawler Rear Bumper	68490

Multi-Mount Winch Frame (ZEON 8, ZEON 10, 9.5crt, XD9i, XD9, M8, VR10, VR8) (L)	107000
---	--------

*89-91 4WD PICKUP, HILUX	
Rock Crawler Front Bumper (9.5crt, 9.5crt, XD9i, XD9, M8, M6, VR12, VR10, VR8)	68450
Grille Guard Tube (for bumper PN 68450)	68451
Rock Crawler Rear Bumper	68490

*86-89 4RUNNER, *86-88 4WD PICKUP, HILUX	
Multi-Mount Winch Frame (ZEON 8, ZEON 10, 9.5crt, XD9i, XD9, M8, VR10, VR8) (L)	107000

4WD HUBS

Vehicle Model	Year	Cautionary Footnotes	Spline Count	Standard Manual PN	Premium Manual PN	Spindle Nut Kit Std/Prem	Hub Service Kit	
							Std	Prem
Pickup, Hilux, 4-Runner, with ADD	'86-95	C	26		28761	29918		7309
Landcruiser	'76-87	C	30		28771	29918		7309
Pickup, Hilux, 4-Runner	'76-85	C	30		28771	29918		7309
T100	'93-99	C	26		28761	29918		7309
T100, W/ADD	'93-99		26		28761	29918		7309
Van, Previa	'86-92	C	26		28761	29918		7309
Tacoma(w/factory man.hubs)	'95-01		26		60459			7309
Hilux Int'l with Torsion bar susp	'98-01	C			28761	29918		7309

MOUNTING SYSTEMS FOOTNOTES:
(L) 20'/6m Power Lead (PN 22963) or 24'/7.6m Power Lead (PN 32966) required for winching from rear.
(AH) Must be revision #10

TOYOTA HUBS FOOTNOTES:
C When replacing factory automatic hubs with manual hubs, you must also purchase Spindle Nut Conversion Kit #29918 (except for ADD)



POWERSPORTS PRODUCT APPLICATIONS BY VEHICLE MAKE AND MODEL

Application listing is current as of May 2021. Warn Industries is constantly developing new applications. If you can't find your vehicle listed here, call WARN customer service for the latest applications. In North America call 1-800-543-9276. Customers outside of North America can call 1-503-722-3008. Or check our web site warn.com.

CONTENTS:

Arctic Cat 165, 168	Kawasaki 165-166, 168	Polaris 166-167, 169
Can-Am/BRP 165-166, 168	Kubota 166	Suzuki 167, 169
Honda 165-166, 168	Kymco 166, 168	Yamaha 167, 169

AXON & VRX BUMPER APPLICATION GUIDE

MODEL	YEAR	BUMPER	VRX 25	VRX 35	VRX 45	AXON 35	AXON 45	AXON 45RC	AXON 55
CAN-AM/BRP (UTV)									
Maverick Trail (DPS)	17-21	102506	X	X		X			
Maverick Sport (DPS) (MAX DPS)	18-21	102506	X	X		X			
Maverick 1000R	16-19	101694			X		X		X
Defender	16-21	160750	X	X	X	X	X	X	X
HONDA (UTV)									
Pioneer 700 (Deluxe)	14-21	101698			X		X		X
Pioneer 1000 (EPS) (LE) (Deluxe)	16-21	101700			X		X		X
Talon 1000 (X) (R)	18-21	104300			X		X		X
KAWASAKI (UTV)									
KRX 1000	20-21	106612			X		X		X
POLARIS (UTV)									
RZR Trail	20-21	103392			X		X		X
RZR Trail S	20-21	103392			X		X		X
General 1000	16-21	106822			X		X		X
General XP 1000	20-21	106822			X		X		X
Ranger 900 (Crew)	13-19	101708			X		X		X
Ranger 1000 (Crew)	18-19	101708			X		X		X
RZR 900 (LE) (S) (4)	15-21	101702			X		X		X
RZR 1000 (XP) (EPS) (LE) (S) (4)	15-21	101702			X		X		X
RZR XP Turbo (4 Turbo)	16-21	101702			X		X		X
RZR XP Turbo	19-21	103392			X		X		X
RZR XP Turbo S	18-21	103420			X		X		X
RZR Pro XP	20-21	106308			X		X		X

AXON & VRX MOUNTING KIT APPLICATION GUIDE

MODEL	YEAR	W/CH MOUNTING KIT	VRX 25	VRX 35	VRX 45	AXON 35	AXON 45	AXON 45RC	AXON 55
ARCTIC CAT (ATV)									
Altera 400	16-19	96939	X	X					
Altera 450	20-21	Factory installed mount ^M	X	X					
Altera 570	18-21	Factory installed mount ^M	X	X					
Altera 700	15-21	Factory installed mount ^M	X	X					
Altera TRV 500	17-21	Factory installed mount ^M	X	X					
Altera TRV 550	16-19	Factory installed mount ^M	X	X					
Altera TRV 700	15-21	Factory installed mount ^M	X	X					
Altera 1000 TRV	17-19	Factory installed mount ^M	X	X					
700 TBX	12-19	Factory installed mount ^M	X	X					
700 VLX	17-19	Factory installed mount ^M	X	X					
1000 (Mudpro)	10-19	Factory installed mount ^M	X	X					
700 (Mudpro)	12-19	Factory installed mount ^M	X	X					
ARCTIC CAT (UTV)									
500 HDX	16-20	Factory installed mount ^M	X ^L	X ^L	X				
Prowler 500	17-18	101316	X ^L	X ^L	X	X	X	X	X
700 HDX	16-20	Factory installed mount ^M	X ^L	X ^L	X				
Prowler 700	15-19	Factory installed mount ^M	X ^L	X ^L	X				
Prowler 1000	15-19	Factory installed mount ^M	X ^L	X ^L	X				
Stampede	16-19	Factory installed mount ^M			X ^A				
Havoc	18-19	Factory installed winch			X ^A				
Wildcat 1000	12-19	89050			X		X		X
Wildcat Sport	15-19	Factory installed mount ^M	X ^L	X ^L					
Wildcat Trail	15-19	Factory installed mount ^M	X ^L	X ^L					
Wildcat XX	18-21	101672	X ^L	X ^L					
CAN-AM/BRP (ATV)									
Outlander 450	17-21	Factory installed mount	X	X					
Outlander Max 450	17-21	Factory installed mount	X	X					
Outlander 450 GX6	19-21	Factory installed mount	X	X					
Outlander 570	17-21	Factory installed mount	X	X					
Outlander 650	13-21	Factory installed mount	X	X		X		X	
Outlander 650 GX6	15-21	Factory installed mount	X	X		X		X	
Outlander 850	16-21	Factory installed mount	X	X		X		X	
Outlander 1000	13-21	Factory installed mount	X	X		X		X	
Outlander 1000 GX6	16-21	Factory installed mount	X	X		X		X	
Renegade 570	12-21	89535	X	X					
Renegade 850	16-21	89535	X	X					
Renegade 1000	12-21	89535	X	X					

^A Requires Warn PN 101473 in order to mount winch to factory installed mount
^L WARN PN 95817 Dash Rucker Switch Kit is recommended for UTV applications using VRX 25 and VRX 35 models.
^M Ranger 570 Full Size model has a number of chassis variations. If vehicle has radiator bracket with 4 holes, use 90453 and short arm AXON or VRX. If vehicle has 2 threaded holes on the front of the chassis directly below the radiator, use 90530 and use a long arm AXON or VRX.

AXON & VRX MOUNTING KIT APPLICATION GUIDE

MODEL	YEAR	WINCH MOUNTING KIT	VRX 25	VRX 35	VRX 45	AXON 35	AXON 45	AXON 45RC	AXON 55	
CAN-AM/BRP (UTV)										
Commander 800	12-20	85810	X ^L	X ^L	X	X	X	X	X	
Commander 1000	12-20	85810	X ^L	X ^L	X	X	X	X	X	
Defender	16-21	Factory installed mount			X		X ^A		X ^A	
Maverick Trail	17-21	101994			X					
Maverick Sport	18-21	101994			X					
Maverick X3	17-21	101994	X ^L	X ^L	X	X	X	X	X	
HONDA (ATV)										
Foreman TRX500	14-21	100380	X	X						
Rancher TRX420 ^H	14-21	100380	X	X						
Rubicon TRX500	15-19	100380	X	X						
Rubicon TRX520	20-21	100380	X	X						
Rincon TRX680	06-21	84706	X	X						
HONDA (UTV)										
Pioneer 500	15-21	93720	X ^L	X ^L						
Pioneer 520	2021	93720	X ^L	X ^L						
Pioneer 700	14-21	101260 ^B			X		X		X	
Pioneer 1000	16-21	93790 ^B			X		X ^J		X ^J	
Talon 1000	19-21	102600	X ^L	X ^L	X	X	X	X	X	
JOHN DEERE (UTV)										
XUV835	18-21	101688			X		X		X	
XUV855	18-21	101688			X		X		X	
KAWASAKI (ATV)										
Brute Force 750	09-21	70207	X	X						
KAWASAKI (UTV)										
Mule 4000	10-21	101674			X		X		X	
Mule 4010	09-21	101674			X		X		X	
Mule PRO FX / FXT	15-21	101676	X ^L	X ^L	X					
Mule PRO FXR	18-21	101676	X ^L	X ^L	X					
Mule PRO DX / DXT	15-21	101676	X ^L	X ^L	X					
Mule PRO MX	19-21	Factory installed mount ^H	X ^L	X ^L						
Mule SX	17-21	94580	X ^L	X ^L		X		X		
Teryx	14-21	101678	X ^L	X ^L	X					
Teryx KRX1000	20-21	102102	X ^L	X ^L	X					
KUBOTA (UTV)										
RTV500	08-20	102852			X		X		X	
RTV-X900	14-21	102848	X ^L	X ^L	X	X	X	X	X	
RTV-X1000	14-21	102848	X ^L	X ^L	X	X	X	X	X	
RTV-X1120	14-21	102848	X ^L	X ^L	X	X	X	X	X	
RTV-X1140	16-21	102848	X ^L	X ^L	X	X	X	X	X	
Sidekick 850	18-21	Factory installed mount ^H	X ^L	X ^L	X	X	X	X	X	
KYMGCO (ATV)										
MXU450i	15-20	Factory installed mount ^H	X							
MXU700i	14-20	Factory installed mount ^H	X							
KYMGCO (UTV)										
UXV450i	14-20	Factory installed mount ^H	X							
UXV700i	14-20	Factory installed mount ^H	X							
POLARIS (ATV)										
ACE 500	17-19	100878	X	X		X		X		
ACE 570	15-19	100878	X	X		X		X		
ACE 900	16-19	100878	X	X		X		X		
Scrambler XP 850	13-21	100878	X	X		X		X		
Scrambler XP 1000	14-21	100878	X	X		X		X		
Sportsman 450	16-21	100878	X	X						
Sportsman 570	15-20	100878	X	X						
Sportsman 570	2021	107684	X	X						
Sportsman 570 Touring	15-20	100878	X	X						
Sportsman 570 Touring	2021	107684	X	X						
Sportsman 700	04-07	79608	X	X						
Sportsman 850	15-21	100878	X	X		X		X		
Sportsman 850 Touring	15-21	100878	X	X		X		X		
Sportsman 1000	15-21	100878	X	X		X		X		
Sportsman 1000 Touring	15-21	100878	X	X		X		X		

A. Requires Warn PN 101473 in order to mount winch to factory installed mount
B. Winch mounts not compatible with OEM plow mount
C. Excluding X-es or Z-4s factory bumper
D. Some models may require grinding or modification of the stock skid plate to fit winch
E. WARN PN 99897 Dash Ratchet Switch Kit is recommended for UTV applications using VRX 25 and VRX 35 models
F. Ranger 570 Full Size model has a number of chassis variations. If vehicle has radiator bracket with 4 holes, use 90459 and short drum AXON or VRX. If vehicle has 2 threaded holes on the front of the chassis directly below the radiator, use 90930 and use a long drum AXON or VRX.
G. Excluding 2014 IIS models

H. Requires Warn PN 101473 in order to mount winch to factory installed mount
I. Winch mounts not compatible with OEM plow mount
J. Some models may require grinding or modification of the stock skid plate to fit winch
K. WARN PN 99897 Dash Ratchet Switch Kit is recommended for UTV applications using VRX 25 and VRX 35 models
L. Ranger 570 Full Size model has a number of chassis variations. If vehicle has radiator bracket with 4 holes, use 90459 and short drum AXON or VRX. If vehicle has 2 threaded holes on the front of the chassis directly below the radiator, use 90930 and use a long drum AXON or VRX.
M. Excluding 2014 IIS models

AXON & VRX MOUNTING KIT APPLICATION GUIDE

MODEL	YEAR	WINCH MOUNTING KIT	VRX 25	VRX 35	VRX 45	AXON 35	AXON 45	AXON 45RC	AXON 55	
POLARIS (UTV)										
General 1000	16-21	92332 ^K	X ^L	X ^L		X		X		
General XP 1000	20-21	92332 ^K	X ^L	X ^L		X		X		
Ranger 500	17-21	90459	X ^L	X ^L		X		X		
Ranger 570 Mid-size	15-21	90459 ^K	X ^L	X ^L		X		X		
Ranger 570 Full-size	15-21	90930 or 90459 ^H	X ^M	X ^M	X ^M	X ^M	X ^M	X ^M	X ^M	
Ranger 900	13-19	90930 ^K			X		X	X	X	
Ranger 1000	18-20	102946 ^K			X		X	X	X	
Ranger 1000	2021	108170			X		X	X	X	
Ranger XP 1000	18-20	102946 ^K			X		X	X	X	
Ranger XP 1800	2021	108170			X		X	X	X	
Ranger EV	15-21	90459	X ^L	X ^L		X		X	X	
Ranger Diesel	15-19	90930			X		X	X	X	
RZR 570	12-19	80335	X ^L	X ^L		X		X		
RZR Trail 570	20-21	80335	X ^L	X ^L		X		X		
RZR 900	15-20	92332 ^K	X ^L	X ^L		X		X		
RZR S 900	15-19	92332 ^K	X ^L	X ^L		X		X		
RZR S 1000	16-19	92332 ^K	X ^L	X ^L		X		X		
RZR XP 1000	14-21	92332 ^K	X ^L	X ^L		X		X		
RZR PRO XP	20-21	106204 ^K	X ^L	X ^L	X					
RZR Trail	2021	92332 ^K	X ^L	X ^L		X		X		
RZR Trail S	2021	92332 ^K	X ^L	X ^L		X		X		
RZR XP Turbo ^P	16-21	92332 ^K	X ^L	X ^L		X		X		
RZR XP Turbo S ^Q	18-20	101690 ^K	X ^L	X ^L		X		X		
RZR Turbo S	2021	101690 ^K	X ^L	X ^L		X		X		
SUZUKI (ATV)										
King Quad 400	08-21	83130	X	X						
King Quad 500	09-21	70326	X	X						
King Quad 750	08-21	70326	X	X						
YAMAHA (ATV)										
Grizzly 700	16-21	95740	X	X		X		X		
Kodiak 450	18-20	90850	X	X						
Kodiak 700	16-21	95740	X	X		X		X		
YAMAHA (UTV)										
Wolverine	16-18	95350	X ^L	X ^L						
Wolverine X2	2019	90845	X ^L	X ^L	X	X		X		
Wolverine X2	20-21	Factory installed mount			X		X	X	X	
Wolverine X4	18-19	90845	X ^L	X ^L	X	X		X		
Wolverine X4	20-21	Factory installed mount			X		X	X	X	
Wolverine RMAX2	2021	Factory installed mount			X		X ^J	X ^J	X ^J	
Wolverine RMAX4	2021	Factory installed mount			X		X ^J	X ^J	X ^J	
Viking	15-21	102920			X		X	X	X	
YXZ1000	16-21	101510	X ^L	X ^L		X		X		

A. Requires Warn PN 101473 in order to mount winch to factory installed mount
B. Winch mounts not compatible with OEM plow mount
C. Excluding X-es or Z-4s factory bumper
D. Some models may require grinding or modification of the stock skid plate to fit winch
E. WARN PN 99897 Dash Ratchet Switch Kit is recommended for UTV applications using VRX 25 and VRX 35 models
F. Ranger 570 Full Size model has a number of chassis variations. If vehicle has radiator bracket with 4 holes, use 90459 and short drum AXON or VRX. If vehicle has 2 threaded holes on the front of the chassis directly below the radiator, use 90930 and use a long drum AXON or VRX.
G. Excluding 2014 IIS models

H. Requires Warn PN 101473 in order to mount winch to factory installed mount
I. Winch mounts not compatible with OEM plow mount
J. Some models may require grinding or modification of the stock skid plate to fit winch
K. WARN PN 99897 Dash Ratchet Switch Kit is recommended for UTV applications using VRX 25 and VRX 35 models
L. Ranger 570 Full Size model has a number of chassis variations. If vehicle has radiator bracket with 4 holes, use 90459 and short drum AXON or VRX. If vehicle has 2 threaded holes on the front of the chassis directly below the radiator, use 90930 and use a long drum AXON or VRX.
M. Excluding 2014 IIS models
N. Excluding 2014 IIS models
O. Some plastic trimming may be required on 2019 models

PLOW MOUNTING KIT APPLICATION GUIDE

MODEL	YEAR	CENTER PLOW MOUNTING KIT	FRONT PLOW MOUNTING KIT
ARCTIC CAT (ATV)			
Alterra 400	16-19	85260	96970
Alterra 570	18-21	63294	97212
Alterra 700	15-21	63294	97596
Alterra TRV 500	17-21	63294	97212
Alterra TRV 550	16-21	63294	97212
Alterra TRV 700	15-21		97212
Alterra 1000 TRV	17-21		97212
700 TBX	12-19	63294	84354
700 VLX	17-19		84354
1000 (Mudpro)	10-19		84354
700 (Mudpro)	12-19		84354
ARCTIC CAT (UTV)			
Wildcat Sport	15-19		97215 ^H
Wildcat Trail	15-19		97215 ^H
CAN-AM/BRP (ATV)			
Outlander 450	17-21	107562	97130
Outlander Max 450	17-21	107562	97130
Outlander 450 6X6	19-21		97130
Outlander 570	17-21	107562	97130
Outlander Max 570	17-21	107562	97130
Outlander 650	13-21	107562	95840
Outlander 650 6X6	15-21		95840
Outlander 850	16-21	107562	95840
Outlander Max 850	16-21	107562	95840
Outlander 1000	13-21	107562	95840
Outlander Max 1000	13-21	107562	95840
Outlander 1000 6X6	16-21		95840
Renegade 570	12-21	89613	
Renegade 850	16-21	89613	
Renegade 1000	12-21	89613	
CAN-AM/BRP (UTV)			
Commander 800	12-20		85690
Commander 1000	12-20		85690
Defender	16-21		95850
HONDA (ATV)			
Foreman TRX500	14-21	93901	93515
Rancher TRX420 ^M	14-21	93901	93515
Rubicon TRX500	15-19	93901	93515
Rubicon TRX520	20-21	93901	93515
Rincon TRX680	06-21	65070	79673
HONDA (UTV)			
Pioneer 500	15-21		93730 ^H
Pioneer 520	2021		93730 ^H
Pioneer 700	14-21		93954 ^C
Pioneer 1000	16-21		93820 ^F
Talon 1000	19-21		104126
KAWASAKI (ATV)			
Brute Force 750	09-21	70558	80360
KAWASAKI (UTV)			
Mule 4000	10-21		83503
Mule 4010	09-21		83503
Mule PRO FX / FXT	15-21		95370
Mule PRO FXR	18-21		95370
Mule PRO DX / DXT	15-21		95370
Mule PRO MX	19-21		106720
Mule SX	17-21		96990 ^H
Teryx	14-21		88330
Teryx KRX1000	20-21		106576
KUBOTA (UTV)			
Sidekick 850	18-21		107644

C. Plow mount not compatible with OEM winch mount
 H. Plow mount must use Front Mount ATV base/tube assembly (Warn PN 92100) and ATV Made
 E. Excluding X-rc or X-rcs Factory bumper
 M. Excluding 2014 IRS models

PLOW MOUNTING KIT APPLICATION GUIDE

MODEL	YEAR	CENTER PLOW MOUNTING KIT	FRONT PLOW MOUNTING KIT
POLARIS (ATV)			
ACE 500	17-19	95848	
ACE 570	15-19	95848	
ACE 900	16-19	95848	
Sportsman 450	16-21	94644	95160
Sportsman 570	15-20	94644	95160
Sportsman 570	2021	94644	107820
Sportsman 570 Touring	15-20	94644	95160
Sportsman 570 Touring	2021	107762	107820
Sportsman 850	15-21	80260	100960
Sportsman 850 Touring	15-21	80260	100960
Sportsman 1000	15-21	80260	100960
Sportsman 1000 Touring	15-21		100960
POLARIS (UTV)			
General 1000	16-21		97340
General XP 1000	20-21		97340
Ranger 500	17-21		90546
Ranger 570 Mid-size	15-21		90546
Ranger 570 Full-size	15-21		90924
Ranger 900	13-19		90924
Ranger 1000	20-21		103050
Ranger XP 1000	18-21		103050
Ranger EV	15-21		90546
Ranger Diesel	15-19		90924
RZR 570	12-19		80681 ^H
RZR Trail 570	20-21		80681 ^H
RZR 900	15-20		97084 ^H
RZR S 900	15-19		97084 ^H
RZR S 1000	16-19		97084 ^H
RZR XP 1000	14-21		80681 ^H
RZR Trail	2021		97084 ^H
RZR Trail S	2021		97084 ^H
RZR XP Turbo	16-21		97084 ^H
SUZUKI (ATV)			
King Quad 400	08-21	63840	80566
King Quad 500	09-21	70737	80558
King Quad 750	08-21	70737	80558
YAMAHA (ATV)			
Grizzly 700	16-21	88188	95745 ^S
Kodiak 450	18-20	88188	90855
Kodiak 700	16-21	88188	95745
YAMAHA (UTV)			
Wolverine	16-18		95475
Wolverine X2	2019		90865
Wolverine X2	20-21		108000
Wolverine X4	18-21		90865
Wolverine X4	20-21		108000
Wolverine RMAX2	2021		107914
Wolverine RMAX4	2021		107914
Viking	15-21		92156

C. Plow mount not compatible with OEM winch mount
 H. Plow mount must use Front Mount ATV base/tube assembly (Warn PN 92100) and ATV Made



WARN.COM

WARN INDUSTRIES, INC.

12900 S.E. Capps Road
Clackamas, OR USA 97015-8903

1-503-722-1200
FAX: 1-503-722-3000

Customer Service: 1-800-543-9276

International Sales Support: 1-503-722-1200



Join The Conversation

Connect with thousands of other WARN fans on our Facebook, Instagram, Twitter, YouTube, and WARN Blog sites and discuss the latest WARN products, post photos and videos of your WARN-equipped rigs, and keep up with company events and announcements.

[instagram.com/warnindustries](https://www.instagram.com/warnindustries)

[facebook.com/WARNfans](https://www.facebook.com/WARNfans)

twitter.com/warnindustries

[youtube.com/wwwarncom](https://www.youtube.com/wwwarncom)

warn.com/blog

DISTRIBUTED BY:

PN 910264

© 2021 Warn Industries, Inc. WARN®, the WARN logo, Spybara®, Trans4mer®, ZEON®, and Go Prepared® are registered trademarks of Warn Industries. PultzAll™ and Ascent™ are trademarks of Warn Industries, Inc. All photographs shown are copyrighted material. Many photos were taken on private closed courses. Remember to tread lightly on public land. Product specifications are subject to change. Reproduction in any way is prohibited without written permission of Warn Industries or the copyright owner. Printed in USA.